



REPORT ON EXPORT OF TIMBER AND WOOD PRODUCTS DECEMBER, 2020

Table of Contents: Ghana Timber and Wood Products Export

REPORT ON EXPORT OF TIMBER AND WOOD PRODUCTS, DECEMBER 2020	3
SUMMARY OF WOOD PRODUCTS EXPORT	3
MARKET MIX FOR DECEMBER 2020.....	4
TOP FIVE (5) CATEGORIES FOR THE MONTH OF DECEMBER 2020 [SEE APPENDIX D].....	9
TIMBER AND WOOD PRODUCTS ANALYTICS	11
Summary Report on Export Products December, 2020	11
Leading Exporters of Wood Products for December 2020	11
Leading Exporters of Wood Products by Species for December 2020	12
Leading Buyers of Wood Products by Species for December 2020	13
Major Markets of Ghana’s Wood Products Exports: Jan-Dec 2019/ 2020: Volume	14
Export of Timber and Wood Products to Ecowas Countries: Jan-Dec 2019/ 2020	15
Comparative Export Statistics for Timber and Wood Products: Jan-Dec 2019 / 2020	15
Timber and Wood Products Classification	16
Export Performance for Timber and Wood Products.....	17
HARMONIZED SYSTEM (HS) CODES FOR TIMBER AND WOOD PRODUCTS	33
TIMBER INDUSTRY STRUCTURE ANALYSIS	33
Descriptive Analysis of Export Features for 2020	33
Predictive Analysis of Export Features for 2020	34
Structure of the Timber Industry for the Year 2020 – Product Type Analysis	36
Classification of Wood Products with HS Codes.....	37
APPENDIX A.....	38
APPENDIX B	39
APPENDIX C	40
APPENDIX D.....	41

REPORT ON EXPORT OF TIMBER AND WOOD PRODUCTS, DECEMBER 2020

SUMMARY OF WOOD PRODUCTS EXPORT

The export of Ghana's timber and wood products in the month of December 2020 amounted to **€9,829,496.18** in value from the exported volume of **24,714.205m³** which represent an upturn of **13.93%** in value and **22.15%** in volume respectively as compared to an amount of **€8,627,586.22** gained from the exported volume of **20,232.257m³** documented in December 2019. Eighty-Four (84) Exporters (with the topmost five [5] being Logs and Lumber Limited, Multimodal Freight Services Limited, 3RDI Shipping Agency Limited, Samartex Timber and Plywood Company Limited and Peacrok Company Limited with respect to exported volumes) were involved in the export of Twelve (12) different wood products (with the best five [5] being Lumber (Air Dried), Billet, Lumber (Kiln Dried), Plywood (Overland) and Processed L/ Mouldings with respect to manufactured volumes) in Forty-Three (43) Species (with the first [5] being Teak, Wawa, Ceiba, Denya and Papao/ Apa with regards to volumes felled) to Thirty-Nine (39) different countries (with the top [5] favourite destination being India, Germany, United States of America, Vietnam and China in terms of shipping volumes) sold to One Hundred and Thirteen (113) diverse Buyers (with the top five [5] being Alkema Singapore PTE Limited, Shanghai Timber Furnishing Company Limited, Shree Sagar General Trading, Pan Asia Intercontinental PTE Limited and Patiala Timber Stores with regards to volumes purchased).

Cumulatively, Ghana secured **€95,979,691.71** from the export of **226,195.108m³** in January-December 2020. Comparatively, in the previous year for the same period under review **€127,153,461.76** obtained from the export of **300,455.250m³** representing a decline of **24.52%** in value and **24.72%** in volume respectively.

Consequently, the overall Average Unit Price increased from **€423/m³** in January-December 2019 to **€424/m³** in January-December 2020, representing a growth of **0.26%**.

Primary Products (Billets) accrued **€7,532,037.92 (7.85%)** from **25,890.235m³ (11.45%)** of the total export of wood products from January-December 2020. The figures indicate increase of **4.67%** in volume and **3.98%** in value respectively compared to the timber export figures from January-December 2019 of **24,734.489m³ (8.23%)** valued at **€7,243,680.15 (5.70%)**. [[See Appendix A](#)].

Secondary Wood Products comprising of Lumber, Plywood, Veneer, Kindling, Boules and Briquettes formed the bulk of the country's wood export which generated **€81,145,112.90 (84.54%)** from a volume of **189,828.993m³ (83.94%)** from January-December 2020. The figures indicate decline of **28.67%** in value and **28.65%** in volume compared to the contribution of **€113,767,924.71 (89.97%)** and **266,068.577m³ (88.56%)**, respectively from January-December 2019. [[See Appendix B](#)].

Tertiary Wood Products (Processed L/Mouldings, Dowels) contributed **€7,302,540.89 (7.61%)** from a volume of **10,438.812m³ (4.62%)** to the total wood products export from January-December 2020. Moreover, the figures indicate increase of **8.15%** in volume and **18.90%** in value compared to the contribution of **9,652.184m³ (3.21%)** and **€6,141,856.89 (4.83%)** from January-December 2019. [[See Appendix C](#)].

On the direction of Trade, Asian/Far East countries (favourite destinations) imported **137,057.946m³ (60.59%)** valued at **€50.09million (52.19%)** during the period of December, 2020; as the major destinations (in terms of value) for Ghana's wood products were India, China. Exports of timber products to these regions Lumber (Air Dried), Billet, Lumber (Kiln Dried), Sliced Veneer, Rotary Veneer in Teak, Rosewood, Denya, Papao/ Apa, Wawa, Senya, Rubberwood, Potrodum, Koto / Kyere, Edinam.

European imports accounted for **€24.72million (25.76%)** from a volume of **41,881.503m³ (18.52%)** to be the second major destination (in terms of value) for Ghana's wood products export during the month of December 2020. Exports to Europe were Lumber (Kiln Dried), Processed L/ Mouldings, Sliced Veneer, Lumber (Air Dried), Rotary Veneer, Boules (Air Dried), Boules (Kiln Dried), Plywood, Dowels, Kindling, Briquettes in Wawa, Asanfina, Niangon, Koto / Kyere, Ceiba, Sapele, Denya, Hotrohoto / Fotie, Odum, Makore.

Wood product exports to **Africa** included Plywood (Overland), Lumber (Air Dried), Sliced Veneer, Lumber (Kiln Dried), Rotary Veneer, Plywood, Sliced Veneer (Overland), Processed L/ Mouldings yielded **€10.96million (11.42%)** from an exported volume of **30,220.629m³ (13.36%)**. Major destinations included Egypt, South Africa, Mauritius and Morocco, with the ECOWAS sub-region market having the largest share of 25,063.601m³ (82.94%) valued at €8.37million (76.38%) of the total African wood products exported from Ghana during the period of December 2020. Wood products consisted mainly Plywood (Overland) and Sliced Veneer (Overland). Togo (Plywood in Ceiba), Burkina Faso (Plywood in Ceiba, Mixed Redwood and Sliced Veneer in Black Ofram), Benin (Plywood in Ceiba), Niger (Plywood in Ceiba) and Mali (Plywood in Ofram, Chenchen and Ceiba) were the main ECOWAS markets during the period under review.

American imports accounted for **€7.51million (7.82%)** from the volume of **11,307.423m³ (5.00%)** making it the fourth topmost destination (in terms of value) for Ghana's wood products export in December 2020. Exports to America were mainly Lumber (Kiln Dried), Rotary Veneer, Sliced Veneer, Lumber (Air Dried) in Mahogany, Essa, Cedrela, Sapele, Otie, Edinam, Black Ofram, Utile, Ogea, Bombax, Candollei, Black Hyedua.

MARKET MIX FOR DECEMBER 2020

Species	Product	Destination	Exporter	Buyer
Teak	Lumber (Air Dried)	India	Peacrok Company Limited	Shree Sagar General Trading
			Multimodal Freight Services Limited	Shanghai Timber Furnishing Company Limited
			3RDI Shipping Agency Limited	Alkemal Singapore PTE Limited
			PM Overseas Ghana Limited	Patiala Timber Stores
			Panchtatva Associates Limited	DMJ Impex PVT Limited
			Geavag Company Limited	Atul Timber Company
			Askraf International Company Limited	Alkemal Singapore PTE Limited
			Dark Andoh Global Company Limited	Kappa International PTE Limited
			Amoasly Company Limited	Dynamic International
			Mawuli Elliot Limited	Kappa International PTE Limited
			Renas Prestige Company Limited	SR Natural Resources PTE Limited
			Duakron Ghana Limited	Bansal Lumbers PVT Limited
			Nach Company Limited	Abhishek Impex
			Fortune Exim Ghana Limited	Fortune Exim
			Eastwest Exports Limited	Alkemal Singapore PTE Limited
			Vickymart Plus Company Limited	Agarwalla Teak International PVT Limited
			Gran Pa Shipping and Company Limited	L V Enterprise
			Rock Age Impex Limited	New Dandeli Ventures
			Arena Resources Limited	Aron Global PTE Limited
			Beghap Company Limited	Atul Timber Company
			Nasorp Merchantile Company Limited	AIM Traders
			AIM Manufacturing Company Limited	AIM Traders
			Sandylord Company Limited	Coal Orbits Trading
Masae Ghana Limited	Patiala Timber Stores			
Isaac Manu 2010 Limited	Suncity Global PTE Limited			
Regent Industries Ghana Limited	Shree Sagar General Trading			

			Absdjaney Ghana Limited	SNB Exports SA
			Juben Empire Ghana Limited	V K Timber Stores
			Ere Oseiwaa Company Limited	Blue Global
			Star Exim Ghana Limited	Shakyasinha Singapore PTE Limited
			Bombolex Shipping and Logistics	Thai Phat International Company Limited
			Smith Timber Export Limited	Sunlight Timber Industries PVT Limited
			Jonada Global Company Limited	Success Company Limited
			Harvestive Ghana Limited	D S Trading Company
	Billet	India	Krish Sun Company Limited	Pan Asia Intercontinental PTE Limited
			Multimodal Freight Services Limited	Shanghai Timber Furnishing Company Limited
			Rock Age Impex Limited	New Dandeli Ventures
			Dark Andoh Global Company Limited	Fortune Exim
				Kappa International PTE Limited
			Arena Resources Limited	Aron Global PTE Limited
			PM Overseas Ghana Limited	Patiala Timber Stores
			Sandylord Company Limited	Coal Orbits Trading
			3RDI Shipping Agency Limited	Alkema Singapore PTE Limited
			Star Exim Ghana Limited	Shakyasinha Singapore PTE Limited
			Eastwest Exports Limited	Alkema Singapore PTE Limited
			Mawuli Elliot Limited	Kappa International PTE Limited
			Absdjaney Ghana Limited	SNB Exports SA
			Richtuah Company Limited	Abhishek Impex
			Geavag Company Limited	Atul Timber Company
			Mere Plantations Limited	Central National Asia Limited
			Bombolex Shipping and Logistics	Thai Phat International Company Limited
			Pan Afro King Company Limited	Glory International
			Askraf International Company Limited	Alkema Singapore PTE Limited
			Kimpex Ghana Limited	Blue Global
			Smith Timber Export Limited	Sunlight Timber Industries PVT Limited
			PVN International Limited	SSBC International
			Speed Bee Timber Company Limited	Surya Export and Import
			AIM Manufacturing Company Limited	AIM Traders
	Avenue Wood Limited	Maria International PTE Limited		
	Anish AG International Limited	S S Timbers		
	K V Global Company Limited	Suncity Global PTE Limited		

			Brown Brothers Company Limited	Ashirvad Impex Survey		
			Vickymart Plus Company Limited	Agarwalla Teak International PVT Limited		
			Nach Company Limited	Abhishek Impex		
			Masae Ghana Limited	Patiala Timber Stores		
			Nabe Wood Processing Limited	SSBC International		
		United Arab Emirates	Beloved Knowledge Links Limited	South Asia Timber Resources PTE Limited		
			Africa Timber Resources Limited	South Asia Timber Resources PTE Limited		
		Vietnam	3RDI Shipping Agency Limited	Alkemal Singapore PTE Limited		
		Wawa	Lumber (Kiln Dried)	Estonia	Boison Construction Works Limited	Keflico Haverland
					Logs and Lumber Limited	Keflico Haverland
Germany	Asuo Bomosadu Timber and Sawmills Limited			Van Hout International B V		
				Vöhringer GMBH and Company		
	Samartex Timber and Plywood Company Limited			Fritz Offermann GMBH		
				Sudeck and Company GMBH		
	Swiss Lumber Company Limited			Sudeck and Company GMBH		
	Boison Construction Works Limited			Sudeck and Company GMBH		
	Specialized Timber Products Limited			Fritz Offermann GMBH		
Adras Company Limited	Protimber Holz Import and Export					
Belgium	John Bitar and Company Limited			Stockmans Wood Products		
	Logs and Lumber Limited			Somex NV Haven		
South Africa	Logs Court Limited			J and K Timbers Limited		
Finland	Logs and Lumber Limited			International Wood Enterprise Limited		
Saudi Arabia	Logs and Lumber Limited			Intertranstrade International		
	Adras Company Limited			Timber Team International		
Qatar	John Bitar and Company Limited			To The Order and For Of Qatar International		
Poland	Specialized Timber Products Limited			Kora Michal		
United Kingdom	John Bitar and Company Limited			RJC Agencies Limited		
	Adras Company Limited			Chorley Timber Limited		
Processed L/ Mouldings	Germany			Samartex Timber and Plywood Company Limited	Merten Wood Products GMBH	
				Logs and Lumber Limited	Merten Wood Products GMBH	
				Ayum Forest Products Limited	Van Hout International B V	
				John Bitar and Company Limited	Merten Wood Products GMBH	
					Wob Timber GMBH	
	Modern Wood Technology and Company Limited			Van Hout International B V		
Denmark	Logs and Lumber Limited	International Timber Trading				

		Croatia	Logs and Lumber Limited	Injac D O O Batutuva
		United Kingdom	Logs and Lumber Limited	NGH Timber Limited
			John Bitar and Company Limited	Wijma GMBH and Company
	Briquettes	United Kingdom	Sustainable Boimass Solution Ghana Limited	Diamond Fuel Supplies
Ceiba	Plywood (Overland)	Benin	Logs and Lumber Limited	ETS Salaou Hassane
			Jussak Company Limited	ETS Salaou Hassane
				ETS Adrico Import and Export
		Togo	Logs and Lumber Limited	ETS Salaou Hassane
			Naumuro Forest Products Company Limited	ETS Vitro
		Burkina Faso	Wood Pillar Limited	Nana Commerce
				Ilak Commerce
			Asuo Bomosadu Timber and Sawmills Limited	Nana Commerce
		Niger	Ayum Forest Products Limited	Ilak Commerce
			Logs and Lumber Limited	ETS Salaou Hassane
		Jussak Company Limited	ETS Salaou Hassane	
	Rotary Veneer	Spain	John Bitar and Company Limited	Total Wood Sal Mkalles
		Egypt	Samartex Timber and Plywood Company Limited	El Reda Company
			John Bitar and Company Limited	Total Wood Sal Mkalles
	Morocco	John Bitar and Company Limited	Total Wood Sal Mkalles	
	Processed L/ Mouldings	Germany	Xylogi Company Limited	Van Hout International B V
			Ayum Forest Products Limited	Van Hout International B V
	Sliced Veneer	Morocco	John Bitar and Company Limited	Total Wood Sal Mkalles
		Lebanon	Logs and Lumber Limited	Chabros International Group
			Raymond Maarawi	
	Italy	Mondial Veneer Ghana Limited	Mondial Tranciati Srl	
Lumber (Kiln Dried)	Germany	Western Hardwood Limited	Protimber Holz Import and Export	
	United Kingdom	John Bitar and Company Limited	RJC Agencies Limited	
Plywood	Senegal	Techno Timber Company Limited	Batiplus Industries	
Denya	Lumber (Air Dried)	Vietnam	Samartex Timber and Plywood Company Limited	Dai Loi Trading Company Limited
				Tiamo Trading Company Limited
				Tuan Thanh Trading Company Limited
			Logs and Lumber Limited	Tuan Thanh Trading Company Limited
		Richtuah Company Limited	Abhishek Impex	
		United Arab Emirates	Ibrahim and Sons Company Limited	South Asia Timber Resources PTE Limited

			Africa Timber Resources Limited	South Asia Timber Resources PTE Limited
		Bangladesh	A List Enterprise Ghana Limited	South Asia Timber Resources PTE Limited
		South Korea	Naumuro Forest Products Company Limited	Africa Wood Trading Company
			Ecood Company Limited	Aeon Industry
		Belgium	Green Nations Limited	Success Company Limited
		Reunion Island	Swiss Lumber Company Limited	Blue Resources
Papao/ Apa	Processed L/ Mouldings	Israel	Logs and Lumber Limited	Formaica Hatzafon
	Lumber (Air Dried)	Vietnam	Samartex Timber and Plywood Company Limited	Dai Loi Trading Company Limited
				Ha An Service and Trading Import Export
			Kodeas Family Link Company Limited	AIM Traders
			Jonada Global Company Limited	Success Company Limited
		China	Preknow Investment Company Limited	Dong Li Trading Company
			Nasorp Merchantile Company Limited	CNNC Nuclear Power Company Limited
		India	Nasorp Merchantile Company Limited	CNNC Nuclear Power Company Limited
		Mahogany	Lumber (Kiln Dried)	United States of America
Adras Company Limited	Blue Resources			
Sunstex Company Limited	PRS Guitars Limited			
Xylogi Company Limited	Blue Resources			
Ayipah Wood Company Limited	Baillie Lumber			
Samartex Timber and Plywood Company Limited	Superior Timber and Deckings Limited			
Sliced Veneer	Spain		Logs and Lumber Limited	AK Veneer and Timber
				Chapas Tarín e Hijos
	Italy		Mondial Veneer Ghana Limited	Mondial Tranciati Srl
Sliced Veneer (Overland)	Cote D'Ivoire		Logs and Lumber Limited	Inprobois
Essa	Rotary Veneer	United States of America	Samartex Timber and Plywood Company Limited	Superior Timber and Deckings Limited
			John Bitar and Company Limited	Munro Brice and Company Limited
	Sliced Veneer	Italy	Mondial Veneer Ghana Limited	Mondial Tranciati Srl
Cedrela	Lumber (Kiln Dried)	United States of America	Ayipah Wood Company Limited	Overseas Hardwood Company
			Akfabel Company Limited	Blue Resources
			Barfour Investment Limited	Sudeck and Company GMBH
		Lebanon	Ayipah Wood Company Limited	Arbawood Timber Trading Agency
			Logs and Lumber Limited	Raymond Maarawi
Black Ofram	Sliced Veneer	Egypt	Logs and Lumber Limited	Chabros International Group
			John Bitar and Company Limited	Total Wood Sal Mkalles
		Lebanon	Logs and Lumber Limited	Chabros International Group

		Spain	Logs and Lumber Limited	Raymond Maarawi
			Samartex Timber and Plywood Company Limited	Chapas Tarín e Hijos
				Chapas Turia
	Lumber (Kiln Dried)	Israel	Lethnass Limited	Arbawood Timber Trading Agency
			John Bitar and Company Limited	DIY Sales Limited
		Germany	Adras Company Limited	Protimber Holz Import and Export
	Plywood (Overland)	Burkina Faso	John Bitar and Company Limited	Nana Commerce
	Plywood	Senegal	Techno Timber Company Limited	Batiplus Industries
	Processed L/ Mouldings	Israel	Logs and Lumber Limited	Formaica Hatzafon
Lumber (Air Dried)	Germany	Logs and Lumber Limited	Wob Timber GMBH	
Asanfina	Sliced Veneer	Italy	Mondial Veneer Ghana Limited	Mondial Tranciati Srl

TOP FIVE (5) CATEGORIES FOR THE MONTH OF DECEMBER 2020 [\[SEE APPENDIX D\]](#)

EXPORTER	Volume (m ³)	% Share in Volume (m ³) for December 2020
Logs and Lumber Limited P. O. Box 3344, Kumasi [032202522718]	2,237.007	9.07%
Multimodal Freight Services Limited 1 st Floor Afrik Screen Building [+233242171772]	1,930.156	7.82%
3RDI Shipping Agency Limited P. O. Box TT 242, Tema [+233244640325]	1,594.735	6.46%
Samartex Timber and Plywood Company Limited P. O. Box 1, Samreboi [0312022963]	1,533.487	6.21%
Peacrok Company Limited P. O. Box KS 1093, Kumasi [+233244260508]	1,514.697	6.14%

PRODUCT	Volume (m ³)	% Share in Volume (m ³) for December 2020
Lumber (Air Dried)	11,663.313	47.26%
Billet	5,616.490	22.76%
Lumber (Kiln Dried)	3,019.557	12.24%
Plywood (Overland)	1,570.850	6.37%
Processed L/ Mouldings	911.060	3.69%

SPECIES	Volume (m ³)	% Share in Volume (m ³) for December 2020
Teak	15,277.771	61.91%
Wawa	2,009.157	8.14%
Ceiba	1,839.146	7.45%
Denya	798.533	3.24%
Papao/ Apa	394.186	1.60%

DESTINATION	Volume (m ³)	% Share in Volume (m ³) for December 2020
India	15,106.062	61.21%
Germany	1,219.789	4.94%
United States of America	916.481	3.71%
Vietnam	781.884	3.17%
China	602.942	2.44%

BUYER	Volume (m ³)	% Share in Volume (m ³) for December 2020
Alkema Singapore PTE Limited 3 Shenton Way, #12-01A 068805 Shenton House, Singapore. [+65 6223 0239]	2,561.960	10.38%
Shanghai Timber Furnishing Company Limited 82/15 Moo 6, Soi Wat Srimuang, Setthakit Road. [+6634 412 993]/ [+662 260 9913]	1,930.156	7.82%
Shree Sagar General Trading Free Zone Entity FZE SM – Office G1 Hall 2-16 Ajman, United Arab Emirates [+971 564 378300]	1,586.702	6.43%
Pan Asia Intercontinental PTE Limited 141 Cecil St, Singapore 069541 [+65 6222 2484]	1,159.074	4.70%
Patiala Timber Stores PLOT NO.282, WARD 8A, Gandhidham, Gujarat, India	1,126.615	4.57%

TIMBER AND WOOD PRODUCTS ANALYTICS

Summary Report on Export Products December, 2020

PRODUCT	VOLUME (m ³)	VALUE (€)	CUMULATIVE: JAN-DEC 2020	
			VOLUME (m ³)	VALUE (€)
Lumber (Air Dried)	11,663.313	4,214,062.14	113,031.794	43,015,456.71
Billet	5,616.490	1,588,338.49	25,890.235	7,532,037.92
Lumber (Kiln Dried)	3,019.557	1,555,121.30	35,102.374	18,436,773.28
Sliced Veneer	901.034	872,886.10	9,258.091	8,068,679.50
Processed L/ Mouldings	948.128	637,760.13	10,442.770	7,279,777.66
Plywood (Overland)	1,570.850	533,099.92	21,408.705	7,040,497.28
Rotary Veneer	599.027	231,610.40	8,329.742	3,260,633.21
Sliced Veneer (Overland)	73.323	56,647.72	180.632	161,338.29
Boules (Air Dried)	98.133	52,010.49	1,263.011	677,717.10
Plywood	150.174	47,506.34	819.293	273,202.25
Boules (Kiln Dried)	55.156	36,494.82	239.597	154,694.11
Briquettes	19.020	3,958.33	87.756	18,263.33
Curls Veneer	-	-	2.401	15,436.08
Dowels	-	-	33.110	22,763.23
Kindling	-	-	105.597	22,421.77
GRAND TOTAL	24,714.205	9,829,496.18	226,195.108	95,979,691.71

Leading Exporters of Wood Products for December 2020

PRODUCT	EXPORTER	VOLUME (m ³)	VALUE (€)	€/m ³
Lumber (Air Dried)	Peacrok Company Limited	1,514.697	497,875.45	328.70
Billet	Krish Sun Company Limited	1,159.074	333,360.52	287.61
Lumber (Kiln Dried)	Logs and Lumber Limited	733.236	376,017.23	512.82
Sliced Veneer	Logs and Lumber Limited	279.011	267,773.84	959.73
Processed L/ Mouldings	Logs and Lumber Limited	342.957	199,136.30	580.65
Plywood (Overland)	Logs and Lumber Limited	701.333	256,038.00	365.07
Rotary Veneer	Samartex Timber and Plywood Company Limited	343.653	139,485.13	405.89
Sliced Veneer (Overland)	Logs and Lumber Limited	73.323	56,647.72	772.57
Boules (Air Dried)	Samartex Timber and Plywood Company Limited	98.133	52,010.49	530.00
Plywood	Techno Timber Company Limited	150.174	47,506.34	316.34
Boules (Kiln Dried)	Samartex Timber and Plywood Company Limited	55.156	36,494.82	661.67
Briquettes	Sustainable Biomass Solution Ghana Limited	19.020	3,958.33	208.11

Leading Exporters of Wood Products by Species for December 2020

SPECIES	EXPORTERS	VOLUME (m ³)	VALUE (€)	€/m ³
Teak	Multimodal Freight Services Limited	1,930.156	616,766.21	319.54
Wawa	Logs and Lumber Limited	717.273	321,242.15	447.87
Denya	Samartex Timber and Plywood Company Limited	205.609	78,785.33	383.18
Asanфина	Mondial Veneer Ghana Limited	148.136	148,485.17	1,002.36
Papao/ Apa	Nasorp Merchantile Company Limited	126.442	96,109.88	760.11
Mahogany	Logs and Lumber Limited	144.567	103,920.99	718.84
Cedrela	Ayipah Wood Company Limited	230.259	161,991.13	703.52
Sapele	Logs and Lumber Limited	44.740	62,850.48	1,404.80
Koto / Kyere	Logs and Lumber Limited	119.907	73,625.29	614.02
Black Ofram	Logs and Lumber Limited	99.364	74,530.55	750.08
Kako / Ekki	Africa Timber Resources Limited	184.640	83,449.44	451.96
Chenchen	Logs and Lumber Limited	104.539	96,611.38	924.16
Makore	Samartex Timber and Plywood Company Limited	99.664	86,997.68	872.91
Senya	Richtuah Company Limited	127.847	47,275.70	369.78
Ceiba	Xylogi Company Limited	42.282	30,443.04	720.00
Odum	Logs and Lumber Limited	35.146	39,488.54	1,123.56
Edinam	Swiss Lumber Company Limited	68.012	30,738.54	451.96
Emire	John Bitar and Company Limited	35.321	21,899.02	620.00
Fotie	Modern Wood Technology and Company Limited	2.471	49,335.46	19,965.79
Hotrohoto / Fotie	Modern Wood Technology and Company Limited	39.539	49,334.60	1,247.75
Rubberwood	Prestige Innovation and Processing Company	230.157	46,031.40	200.00
Potrodum	Nasorp Merchantile Company Limited	72.312	35,653.04	493.04
Akasa	John Bitar and Company Limited	49.865	32,460.12	650.96
Dahoma	John Bitar and Company Limited	75.081	29,927.35	398.60
Ayan / B'Dua	Samartex Timber and Plywood Company Limited	24.473	24,473.00	1,000.00
Utile	Adras Company Limited	34.642	24,196.74	698.48
Mansonia	Fosu and Fosuaa Company Limited	29.792	21,748.16	730.00
Ofram	Logs and Lumber Limited	9.631	11,229.46	1,165.95
Mixed Redwood	Logs and Lumber Limited	21.320	15,563.60	730.00
Walnut / Lovoa	John Bitar and Company Limited	8.320	9,097.61	1,093.45
Black Hyedua	Boison Construction Works Limited	21.298	14,936.50	701.31
Otie	Swiss Lumber Company Limited	33.652	12,619.50	375.00
Guarea	John Bitar and Company Limited	10.769	11,092.07	1,030.00
Tetekon	Samartex Timber and Plywood Company Limited	35.737	10,571.96	295.83
Niangon	Samartex Timber and Plywood Company Limited	8.821	10,291.01	1,166.67
Hyedua	Samartex Timber and Plywood Company Limited	10.002	9,809.80	980.80
Ananta	Samartex Timber and Plywood Company Limited	35.934	8,858.53	246.52
Gmelina	Kimpex Ghana Limited	33.044	4,344.58	131.48
Danta	John Bitar and Company Limited	6.876	3,164.16	460.17
Candollei	Samartex Timber and Plywood Company Limited	5.068	2,956.29	583.33
Essa	Mondial Veneer Ghana Limited	2.894	1,543.53	533.33
Nyamedua	Mondial Veneer Ghana Limited	0.309	154.33	500.00

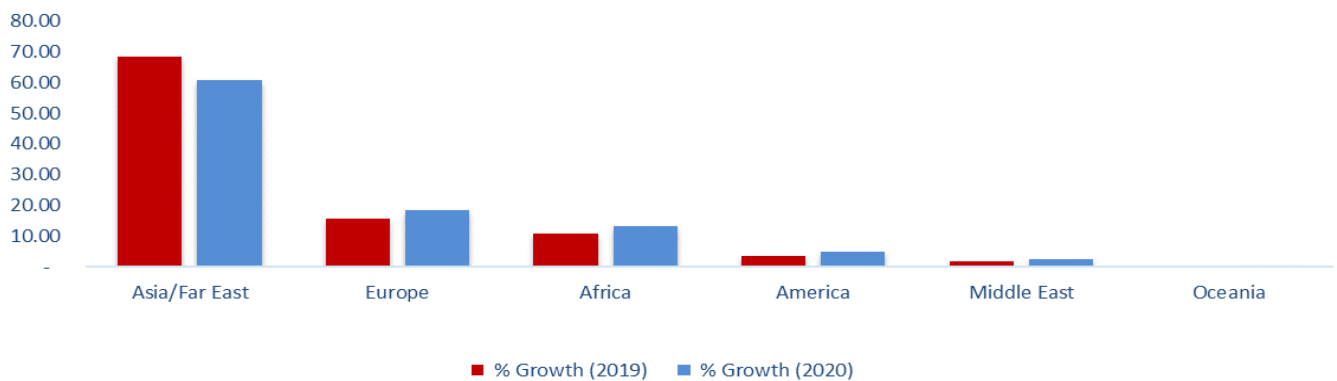
Leading Buyers of Wood Products by Species for December 2020

SPECIES	BUYERS	VOLUME (m ³)	VALUE (€)	€/m ³
Teak	Alkema Singapore PTE Limited	2,434.113	802,726.12	329.78
Wawa	Keflico Haverland	411.374	177,797.71	432.20
Denya	South Asia Timber Resources PTE Limited	333.921	145,713.21	436.37
Asanfina	Mondial Tranciati Srl	148.136	148,485.17	1,002.36
Papao/ Apa	CNNC Nuclear Power Company Limited	126.442	96,109.88	760.11
Mahogany	Blue Resources	177.729	115,473.51	649.72
Cedrela	Overseas Hardwood Company	192.730	129,866.80	673.83
Sapele	Holz Schnettler Soest	106.593	77,811.33	729.99
Koto / Kyere	Shanghai Yulai Wood Products Company Limited	42.039	69,089.87	1,643.48
Black Ofram	Chabros International Group	46.187	29,629.75	641.52
Kako / Ekki	South Asia Timber Resources PTE Limited	184.640	83,449.44	451.96
Chenchen	Keflico Haverland	25.147	41,911.17	1,666.67
Makore	Sylvaco Groupe	66.985	59,813.55	892.94
Senya	Alkema Singapore PTE Limited	127.847	47,275.70	369.78
Ceiba	Van Hout International B V	58.140	41,860.80	720.00
Odum	Chabros International Group	26.393	31,610.84	1,197.70
Edinam	Blue Resources	68.012	30,738.54	451.96
Emire	Wijma GMBH and Company	35.321	21,899.02	620.00
Fotie	Chorley Timber Limited	2.471	49,335.46	19,965.79
Hotrohotro / Fotie	Chorley Timber Limited	39.539	49,334.60	1,247.75
Rubberwood	Easy Step International Limited	230.157	46,031.40	200.00
Potrodum	CNNC Nuclear Power Company Limited	72.312	35,653.04	493.04
Akasa	Mondolegno Srl	49.865	32,460.12	650.96
Dahoma	Total Wood Sal Mkalles	63.869	21,518.35	336.91
Ayan / B'Dua	CID	24.473	24,473.00	1,000.00
Utile	Blue Resources	34.642	24,196.74	698.48
Mansonia	Arbawood Timber Trading Agency	29.792	21,748.16	730.00
Ofram	Chapas Tarín e Hijos	5.354	8,922.62	1,666.67
Mixed Redwood	Keflico Haverland	21.320	15,563.60	730.00
Walnut / Lovoa	Total Wood Sal Mkalles	4.261	6,391.59	1,500.00
Black Hyedua	Sudeck and Company GMBH	21.298	14,936.50	701.31
Otie	Sudeck and Company GMBH	33.652	12,619.50	375.00
Guarea	Somex NV Haven	10.769	11,092.07	1,030.00
Tetekon	Kelum Timber Store	35.737	10,571.96	295.83
Niangon	Chapas Turia	8.821	10,291.01	1,166.67
Hyedua	Chapas Turia	10.002	9,809.80	980.80
Ananta	Kelum Timber Store	35.934	8,858.53	246.52
Gmelina	N C Timbers	33.044	4,344.58	131.48
Danta	Danube Building Material Company	6.876	3,164.16	460.17
Candollei	Chapas Turia	5.068	2,956.29	583.33
Essa	Mondial Tranciati Srl	2.894	1,543.53	533.33
Nyamedua	Mondial Tranciati Srl	0.309	154.33	500.00

Major Markets of Ghana's Wood Products Exports: Jan-Dec 2019/ 2020: Volume

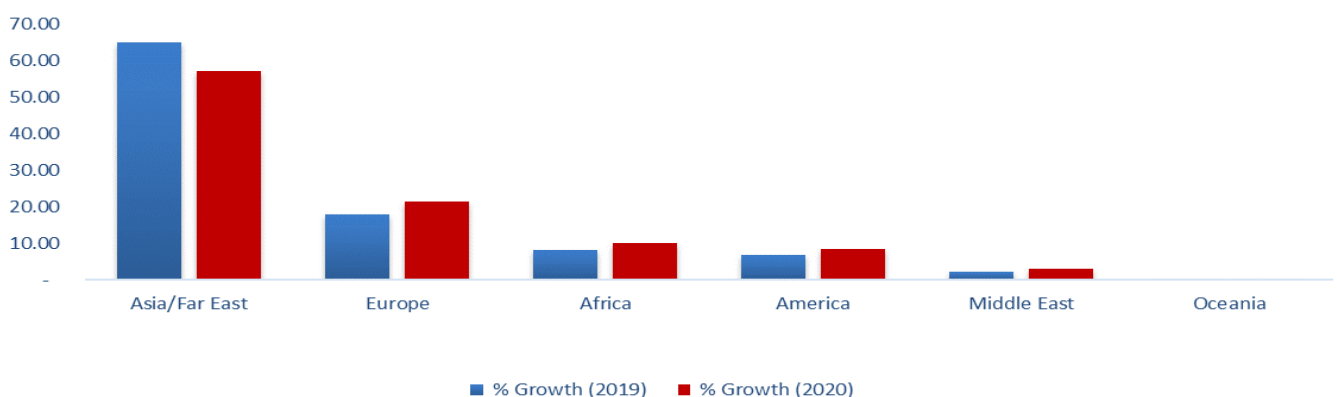
Volume(m ³) in thousands					
CONTINENT	JAN-DEC 2019	% Growth (2019)	JAN-DEC 2020	% Growth (2020)	Volume Variation
	Volume(m ³)		Volume(m ³)		
Asia/Far East	205.064	68.25	137.058	60.59	-7.66
Europe	46.771	15.57	41.882	18.52	2.95
Africa	32.181	10.71	30.221	13.36	2.65
America	11.073	3.69	11.307	5.00	1.31
Middle East	5.368	1.79	5.709	2.52	0.74
Oceania	-	-	0.019	0.01	0.01
Total	300.455	100.00	226.195	100.00	0.00

%in Volume (m³) for Exports in the Major Markets for Jan-Dec 2019 and 2020



Values (€) in millions					
CONTINENT	JAN-DEC 2019	% Growth (2019)	JAN-DEC 2020	% Growth (2020)	Value Variation
	Value(€)		Value(€)		
Asia/Far East	77.97	61.32	50.09	52.19	-9.13
Europe	26.90	21.16	24.72	25.76	4.60
Africa	11.15	8.77	10.96	11.42	2.65
America	8.31	6.54	7.51	7.82	1.28
Middle East	2.82	2.22	2.68	2.80	0.58
Oceania	-	-	0.01	0.01	0.01
Total	127.15	100.00	95.98	100.00	0.00

% in Value (€) for Exports in the Major Markets for Jan-Dec 2019 and 2020



Export of Timber and Wood Products to Ecowas Countries: Jan-Dec 2019/ 2020

ECOWAS COUNTRIES	JAN-DEC 2019			JAN-DEC 2020		
	Volume(m ³)	Value(€)	UNIT PRICE	Volume(m ³)	Value(€)	UNIT PRICE
Burkina Faso	7,103.178	2,185,322.62	307.65	6,667.304	2,078,742.25	311.78
Niger	7,401.484	2,215,836.01	299.38	5,334.800	1,736,608.39	325.52
Togo	3,486.328	1,037,300.91	297.53	4,221.091	1,464,297.69	346.90
Benin	577.497	195,710.23	338.89	4,273.482	1,444,478.29	338.01
Cape Verde	629.477	268,662.57	426.80	643.629	282,337.67	438.67
Nigeria	594.726	214,636.91	360.90	-	-	-
Senegal	4,902.874	1,678,470.13	342.34	2,830.635	886,658.47	313.24
Cote D'voire	173.319	126,666.10	730.83	168.649	128,751.91	763.43
Mali	-	-	-	813.275	310,355.10	381.61
Gambia	-	-	-	110.736	38,601.92	348.59
TOTAL	24,868.883	7,922,605.48	318.58	25,063.601	8,370,831.71	333.98

Comparative Export Statistics for Timber and Wood Products: Jan-Dec 2019 / 2020

PRODUCT	% GROWTH			% GROWTH		
	JAN-DEC 2019	JAN-DEC 2020	% Growth in Volume	JAN-DEC 2019	JAN-DEC 2020	% Growth in Value
	Volume(m ³)	Volume(m ³)		Value(€)	Value(€)	
Lumber (Air Dried)	175,844.969	113,031.794	-35.72	68,510,868.33	43,015,456.71	-37.21
Lumber (Kiln Dried)	47,285.916	35,102.374	-25.77	25,302,232.58	18,436,773.28	-27.13
Lumber (Overland)	102.600	-	-100.00	34,701.75	-	-100.00
Plywood (Overland)	20,473.655	21,408.705	4.57	6,242,806.30	7,040,497.28	12.78
Plywood	2,182.952	819.293	-62.47	854,062.53	273,202.25	-68.01
Processed L/Mouldings	9,558.064	10,442.770	9.26	6,088,341.66	7,279,777.66	19.57
Sliced Veneer	9,952.567	9,258.091	-6.98	9,157,690.67	8,068,679.50	-11.89
Rotary Veneer	6,785.906	8,329.742	22.75	2,313,455.23	3,260,633.21	40.94
Sliced Veneer (Overland)	189.374	180.632	-4.62	137,175.76	161,338.29	17.61
Curls Veneer	2.603	2.401	-7.77	10,515.80	15,436.08	46.79
Boules (Air Dried)	1,115.447	1,263.011	13.23	617,276.58	677,717.10	9.79
Boules (Kiln Dried)	333.149	33.110	-90.06	212,650.74	154,694.11	-27.25
Billet	24,734.489	25,890.235	4.67	7,243,680.15	7,532,037.92	3.98
Dowels	63.794	239.597	275.58	53,496.52	22,763.23	-57.45
Kindling	1,799.439	105.597	-94.13	374,488.45	22,421.77	-94.01
Briquettes	-	87.756	0.00	-	18,263.33	0.00
Doors	30.326	-	-100.00	18.72	-	-100.00
TOTAL	300,455.250	226,195.108	-24.72	127,153,461.76	95,979,691.71	-24.52

Timber and Wood Products Classification

PRODUCT	JAN-DEC 2019			JAN-DEC 2020		
	Volume(m ³)	Value(€)	% Share in Value	Volume(m ³)	Value(€)	% Share in Value
PRIMARY						
Billet	24,734.489	7,243,680.15		25,890.235	7,532,037.92	
SUB TOTAL	24,734.489	7,243,680.15	5.70	25,890.235	7,532,037.92	7.85
SECONDARY						
Lumber (Air Dried)	175,844.969	68,510,868.33		113,031.794	43,015,456.71	
Lumber (Kiln Dried)	47,285.916	25,302,232.58		35,102.374	18,436,773.28	
Lumber (Overland)	102.600	34,701.75		-	-	
Boules (Air Dried)	1,115.447	617,276.58		1,263.011	677,717.10	
Boules (Kiln Dried)	333.149	212,650.74		239.597	154,694.11	
Veneers	16,930.450	11,618,837.46		17,770.866	11,506,087.08	
Plywood (Overland)	20,473.655	6,242,806.30		21,408.705	7,040,497.28	
Plywood	2,182.952	854,062.53		819.293	273,202.25	
Kindling	1,799.439	374,488.45		105.597	22,421.77	
Briquettes	-	-		87.756	18,263.33	
SUB TOTAL	266,068.577	113,767,924.71	89.47	189,828.993	81,145,112.90	84.54
TERTIARY						
Processed L/Mouldings	9,558.064	6,088,341.66		10,405.702	7,279,777.66	
Dowels	63.794	53,496.52		33.110	22,763.23	
Doors	30.326	18.72		-	-	
SUB TOTAL	9,652.184	6,141,856.89	4.83	10,438.812	7,302,540.89	7.61
GRAND TOTAL	300,455.250	127,153,461.76	100.00	226,158.040	95,979,691.71	100.00

Product	m ³ /ft. container
Logs	11-13m ³ / 20ft
Other Products	20m ³ / 20ft

Export Performance for Timber and Wood Products

EXPORTERS PERFORMANCE - LUMBER (AIR DRIED)

EXPORTER	VOLUME (m ³)	VALUE (€)	CUMULATIVE: JAN-DEC 2020	
			VOLUME (m ³)	VALUE (€)
Peacrok Company Limited	1,514.697	497,875.45	11,986.353	4,175,747.60
Multimodal Freight Services Limited	1,500.115	493,082.40	7,202.611	2,443,541.95
3RDI Shipping Agency Limited	1,264.228	415,547.19	3,213.917	1,090,103.76
PM Overseas Ghana Limited	740.712	243,469.37	5,180.301	1,793,944.73
Dark Andoh Global Company Limited	360.256	196,125.46	1,027.459	486,324.30
Samartex Timber and Plywood Company Limited	416.315	191,780.47	7,214.759	3,038,140.93
Panchtatva Associates Limited	561.586	184,591.30	3,146.517	1,084,316.86
Nasorp Merchantile Company Limited	306.765	167,265.75	4,808.898	1,769,669.71
Geavag Company Limited	504.837	165,938.10	4,584.458	1,650,285.30
Askraf International Company Limited	489.101	160,765.74	3,240.333	1,122,494.66
Africa Timber Resources Limited	277.360	125,354.95	1,142.772	531,257.42
Amoasly Company Limited	271.066	89,098.42	1,122.274	377,573.59
Renas Prestige Company Limited	234.150	76,964.26	3,133.761	1,100,141.76
Mawuli Elliot Limited	252.390	82,959.68	1,518.275	521,094.64
Eastwest Exports Limited	147.250	72,963.82	332.793	167,479.75
Richtuah Company Limited	164.015	63,622.11	904.253	376,687.35
Duakron Ghana Limited	180.694	59,393.47	4,984.156	1,745,253.79
Nach Company Limited	180.340	59,277.11	1,298.350	445,153.87
Fortune Exim Ghana Limited	180.016	59,170.61	8,940.937	3,167,953.69
Preknow Investment Company Limited	72.570	55,161.21	198.807	154,101.26
Jonada Global Company Limited	126.386	53,023.43	901.752	454,336.94
A List Enterprise Ghana Limited	126.680	52,049.07	596.721	259,524.96
Ibrahim and Sons Company Limited	114.521	51,758.63	429.528	193,397.95
Vickymart Plus Company Limited	144.043	47,346.42	1,044.293	368,278.35
Green Nations Limited	90.979	41,782.27	2,075.597	1,007,900.38
Gran Pa Shipping and Company Limited	108.584	35,691.17	307.649	107,509.02
Rock Age Impex Limited	108.542	35,677.36	1,271.579	437,011.78
Arena Resources Limited	108.211	35,568.57	523.630	176,321.59
Beghap Company Limited	108.076	35,524.19	1,101.053	390,421.25
Logs and Lumber Limited	107.147	42,207.20	1,090.571	447,948.83
Naumuro Forest Products Company Limited	57.706	24,995.06	386.882	177,988.16
AIM Manufacturing Company Limited	72.432	23,808.14	744.887	252,961.14
Sandylord Company Limited	72.245	23,746.67	703.117	245,252.01
Masae Ghana Limited	72.186	23,727.28	72.186	23,727.28
Isaac Manu 2010 Limited	72.127	23,707.89	162.476	56,860.15
Regent Industries Ghana Limited	72.005	23,667.78	4,284.354	1,503,216.38
Kodeas Family Link Company Limited	38.126	23,434.61	184.295	141,426.79
John Bitar and Company Limited	63.869	21,518.35	1,618.636	603,084.52
Ecood Company Limited	39.700	17,942.71	139.546	64,540.43
Absdjaney Ghana Limited	54.011	17,753.22	54.011	17,753.22
Juben Empire Ghana Limited	54.005	17,751.25	648.183	228,224.75
Delin Wood Limited	36.771	13,597.31	1,674.144	657,491.65
Ere Oseiwaa Company Limited	36.159	11,885.33	108.593	36,361.62
Star Exim Ghana Limited	36.065	11,854.44	1,083.438	376,675.59
Bombolex Shipping and Logistics	36.046	11,848.19	36.046	11,848.19
Smith Timber Export Limited	36.038	11,845.56	36.038	11,845.56

Swiss Lumber Company Limited	14.427	6,520.39	68.932	31,689.58
Harvestive Ghana Limited	18.072	5,940.20	18.072	5,940.20
G L Interlink Limited	19.691	7,482.58	256.822	96,884.71
Mcdon Woods and Timber Limited	-	-	1,277.641	665,313.51
Kete Krachi Timber Recovery Limited	-	-	680.643	528,337.17
K Lorvert Company Limited	-	-	886.085	321,062.54
Nirvana Ventures Limited	-	-	721.611	261,923.04
Egyir Company Limited	-	-	683.139	238,392.49
A S V Ghana Company Limited	-	-	440.400	223,902.46
Willyjoy Enterprise Limited	-	-	579.345	204,741.48
Bawepiah Company Limited	-	-	380.000	197,181.14
Trade to Trade Africa Limited	-	-	381.900	195,380.51
Kumtech Limited	-	-	361.800	185,744.55
Jersey Supplies and Logistics Limited	-	-	341.700	173,867.21
Geetanjali Trading Company Limited	-	-	468.056	168,487.11
Salley Delwinde Company Limited	-	-	320.100	165,433.49
Ednak Real Estate Development and Property	-	-	320.500	162,614.09
Frigiana Company Limited	-	-	311.968	158,738.68
Quick Bon Construction Limited	-	-	301.100	156,066.90
Best Quote Limited	-	-	433.049	150,891.59
MKR Commodities Limited	-	-	397.029	134,436.47
Lyost Company Limited	-	-	260.000	132,884.38
Indiana Woods Limited	-	-	363.356	132,372.19
Willcells Ghana Limited	-	-	295.755	131,991.48
Royal Afro Asia Limited	-	-	360.238	131,692.19
AB Saab Timbers Limited	-	-	360.347	130,707.28
F Wood and Trading Company Limited	-	-	361.239	130,317.86
Estee Glory Company Limited	-	-	240.300	122,860.43
Makarios Logistics Limited	-	-	144.490	115,758.85
Autumn Investment Limited	-	-	221.100	112,439.96
Prestige Innovation and Processing Company	-	-	559.196	104,719.44
Sky Plus Company Limited	-	-	200.580	104,718.25
Bempasteele Company Limited	-	-	200.200	102,363.13
Wunzaligu Tishegu Company Limited	-	-	200.000	101,812.13
Phyibern Company Limited	-	-	198.371	98,528.58
Boison Construction Works Limited	-	-	189.736	93,281.67
Brivywells Company Limited	-	-	127.196	90,333.40
Anish AG International Limited	-	-	252.249	89,681.14
Celik and Glena Company Limited	-	-	90.254	71,250.21
Adras Company Limited	-	-	125.596	66,862.77
Benediction Company Limited	-	-	92.817	62,943.31
Duch Pres Limited	-	-	128.615	56,717.41
Alicemay Enterprises Limited	-	-	100.000	50,789.94
Ednak Company Limited	-	-	80.000	41,883.55
Bahtibre Ghana Limited	-	-	80.032	41,311.26
Original Asaase Aban Complex Limited	-	-	80.000	40,938.65
Appiah Baafi Company Limited	-	-	80.400	40,909.93
La Esmano Company Limited	-	-	80.000	40,706.40
Univec Company Limited	-	-	80.000	40,706.40
Star K Import and Export Limited	-	-	108.632	38,070.38

Speed Bee Timber Company Limited	-	-	90.390	31,156.68
Western Hardwood Limited	-	-	63.894	30,828.47
Kwabena Owusu Timbers Limited	-	-	36.671	29,741.66
Lambro Company Limited	-	-	36.019	29,604.43
Logs Court Limited	-	-	65.273	28,479.23
Metamorphosis Company Limited	-	-	54.870	27,420.36
Ebenezer N Mensah Company Limited	-	-	54.279	27,383.04
Krish Sun Company Limited	-	-	72.290	25,231.35
Jinta Industrial Limited	-	-	54.086	21,926.59
Concrete Décor Designs Limited	-	-	72.148	21,644.40
JB Connect Company Limited	-	-	40.200	20,392.62
System Environ Technology Limited	-	-	40.020	20,363.38
Sandimms Martaba Company Limited	-	-	40.000	20,353.20
Pradip Asark Company Limited	-	-	54.187	19,526.70
Gemans Lumber Limited	-	-	36.872	18,759.67
Nihar Exim Ghana Limited	-	-	54.288	18,349.50
Donmax Donkoh Company Limited	-	-	30.156	17,792.04
Franco Timbers Company Limited	-	-	41.186	17,709.98
Pas Timbers Limited	-	-	28.231	17,503.22
R K Peprah Company Limited	-	-	23.000	16,858.13
Mere Plantations Limited	-	-	73.397	15,706.88
Kanha Impex Limited	-	-	36.060	13,041.95
Gafwood Company Limited	-	-	24.102	13,015.08
Lebe Baba Company Limited	-	-	20.000	10,176.60
Vesper and Company Limited	-	-	20.000	10,145.58
Broadwater Company Limited	-	-	22.262	9,461.35
Modern Wood Technology and Company Limited	-	-	8.487	9,288.45
Stepsu Wood Company Limited	-	-	18.020	8,198.23
Prinelman Wood and Construction Limited	-	-	15.398	7,237.06
Bhakti Ghana Limited	-	-	18.200	6,182.59
Pan Afro King Company Limited	-	-	18.015	6,111.05
Unique A Yeboah Company Limited	-	-	18.013	6,110.37
GRAND TOTAL	11,663.313	4,214,062.14	113,031.794	43,015,456.71

MOVING SPECIES - LUMBER (AIR DRIED)

SPECIES	VOLUME (m ³)	VALUE (€)	CUMULATIVE: JAN-DEC 2020	
			VOLUME (m ³)	VALUE (€)
Teak	9,716.379	3,296,012.68	84,164.256	29,483,984.25
Denya	781.591	328,300.32	7,824.884	3,486,498.08
Papao/ Apa	394.186	281,962.22	2,281.083	1,793,041.46
Kako / Ekki	258.529	115,427.22	1,246.373	514,189.33
Senya	254.908	94,260.76	2,623.736	1,025,524.11
Potrodum	72.312	35,653.04	661.911	344,226.56
Dahoma	63.869	21,518.35	635.237	229,547.91
Emire	23.844	11,087.46	127.243	62,934.72
Tetekon	35.737	10,571.96	141.718	42,887.03
Black Ofram	26.024	10,409.60	1,253.354	366,812.18
Ananta	35.934	8,858.53	434.281	122,729.00
Yaya	-	-	72.148	21,644.40

Mahogany	-	-	73.043	46,316.47
Wawa	-	-	381.809	171,448.89
Edinam	-	-	36.510	26,409.41
Odum	-	-	20.121	18,108.90
Rubberwood	-	-	559.196	104,719.44
Walnut / Lovoa	-	-	386.371	157,897.19
Danta	-	-	481.298	171,025.11
Mixed Redwood	-	-	147.957	64,611.36
Guarea	-	-	426.951	189,017.87
Niangon	-	-	82.489	48,310.34
Hyedua	-	-	36.671	29,741.66
Gmelina	-	-	36.101	8,500.58
Candollei	-	-	181.746	78,469.22
Cordia	-	-	3.615	2,711.25
Albizia	-	-	207.044	95,370.11
Avodire	-	-	177.690	39,980.25
Kusia	-	-	208.543	76,816.50
Rosewood	-	-	8,073.210	4,178,492.12
Kroma	-	-	27.454	8,853.42
Duabankye	-	-	17.751	4,637.61
GRAND TOTAL	11,663.313	4,214,062.14	113,031.794	43,015,456.71

DIRECTION OF TRADE - LUMBER (AIR DRIED)

DESTINATION	VOLUME (m ³)	VALUE (€)	CUMULATIVE: JAN-DEC 2020	
			VOLUME (m ³)	VALUE (€)
India	9,842.873	3,372,850.03	84,485.806	29,669,769.32
Vietnam	638.718	304,415.94	7,369.158	3,750,393.80
United Arab Emirates	391.881	177,113.58	1,569.454	700,811.66
China	309.448	170,959.80	11,349.659	5,546,041.15
Bangladesh	126.680	52,049.07	725.336	316,242.37
South Korea	97.406	42,937.78	526.428	242,528.59
Belgium	56.472	24,769.65	1,436.329	621,645.90
Egypt	63.869	21,518.35	727.066	281,745.04
Sri Lanka	71.671	19,430.49	680.647	193,211.53
United Kingdom	23.844	11,087.46	169.545	95,784.05
Germany	26.024	10,409.60	417.835	176,404.20
Reunion Island	14.427	6,520.39	27.565	12,657.04
United States of America	-	-	73.043	46,316.47
Saudi Arabia	-	-	95.998	45,079.02
France	-	-	28.231	17,503.22
Poland	-	-	23.817	22,507.07
Italy	-	-	105.485	76,168.18
Spain	-	-	16.879	8,706.18
Cape Verde	-	-	643.629	282,337.67
Greece	-	-	54.258	30,807.12
Indonesia	-	-	22.319	13,949.38
Ireland	-	-	44.681	19,212.83
Mauritius	-	-	20.592	10,203.17
Portugal	-	-	251.636	112,732.93
Senegal	-	-	2,075.107	645,533.26
Thailand	-	-	91.291	77,165.58
GRAND TOTAL	11,663.313	4,214,062.14	113,031.794	43,015,456.71

EXPORTERS PERFORMANCE - BILLET

EXPORTER	VOLUME (m ³)	VALUE (€)	CUMULATIVE: JAN-DEC 2020	
			VOLUME (m ³)	VALUE (€)
Krish Sun Company Limited	1,159.074	333,360.52	2,132.108	622,267.42
Multimodal Freight Services Limited	430.041	123,683.81	1,190.973	349,677.98
Rock Age Impex Limited	418.010	120,223.58	3,254.091	996,613.39
Dark Andoh Global Company Limited	396.423	114,014.96	1,504.145	442,280.82
Arena Resources Limited	386.281	111,098.03	870.847	259,150.38
3RDI Shipping Agency Limited	330.507	95,056.90	970.767	285,392.26
PM Overseas Ghana Limited	291.631	83,875.80	706.931	195,825.21
Sandylord Company Limited	214.202	61,606.50	957.451	286,499.27
Beloved Knowledge Links Limited	165.709	47,659.46	612.242	183,589.32
Star Exim Ghana Limited	155.353	44,680.98	1,254.007	378,883.18
Eastwest Exports Limited	134.212	38,600.63	222.313	64,649.68
Mawuli Elliot Limited	132.611	38,140.16	1,096.904	326,670.98
Absdjaney Ghana Limited	132.074	37,985.72	418.924	123,052.27
Richtuah Company Limited	101.883	29,302.50	1,624.450	470,112.79
Geavag Company Limited	96.537	27,764.94	140.910	41,255.08
Bombolex Shipping and Logistics	89.070	25,617.36	111.100	32,131.03
Pan Afro King Company Limited	88.156	25,354.49	568.612	168,428.88
Kimpex Ghana Limited	101.444	24,017.06	571.288	111,577.63
Askraf International Company Limited	68.815	19,791.84	68.815	19,791.84
Smith Timber Export Limited	67.245	19,340.29	338.804	102,681.17
Speed Bee Timber Company Limited	66.296	19,067.35	517.831	158,134.16
AIM Manufacturing Company Limited	66.255	19,055.56	768.366	229,493.28
Avenue Wood Limited	65.812	18,928.15	135.014	39,912.40
Mere Plantations Limited	92.814	18,685.92	92.814	18,685.92
Anish AG International Limited	55.019	15,823.98	360.841	107,872.67
K V Global Company Limited	44.816	12,889.50	168.223	49,485.83
Brown Brothers Company Limited	44.454	12,785.39	144.505	43,701.54
Africa Timber Resources Limited	44.426	12,777.33	256.898	74,198.96
PVN International Limited	88.702	11,662.41	551.589	108,789.51
Vickymart Plus Company Limited	22.334	6,423.47	22.334	6,423.47
Nach Company Limited	22.181	6,379.46	66.413	20,019.14
Masae Ghana Limited	22.086	6,352.14	44.136	12,871.72
Nabe Wood Processing Limited	22.017	6,332.30	22.017	6,332.30
Peacrok Company Limited	-	-	99.478	24,335.93
Nasorp Merchantile Company Limited	-	-	62.627	11,034.19
Amoasly Company Limited	-	-	22.091	6,531.70
Fortune Exim Ghana Limited	-	-	242.390	74,916.45
Jonada Global Company Limited	-	-	292.072	88,152.20
Gran Pa Shipping and Company Limited	-	-	81.524	24,192.97
AB Saab Timbers Limited	-	-	616.629	196,458.26
Banyan Trade Africa Limited	-	-	154.723	48,604.25
Blue Orbits Limited	-	-	88.536	12,697.95
G V Export and Import Trading Limited	-	-	44.099	14,154.64
GCKB Company Limited	-	-	313.041	45,489.74
Gracefields Agriculture Limited	-	-	44.072	13,896.47

Karma Linkz Limited	-	-	176.122	52,146.00
Mashwar Company Limited	-	-	34.800	10,289.41
Miro Forestry Ghana Limited	-	-	34.180	10,159.66
Nihar Exim Ghana Limited	-	-	44.824	13,287.77
Pacific Wood Products Ghana Limited	-	-	90.101	28,615.23
Paulsi Royal Limited	-	-	55.332	17,720.20
Peekob Company Limited	-	-	33.206	10,700.08
Star K Import and Export Limited	-	-	78.267	23,587.24
Superior E A Company Limited	-	-	374.265	111,787.57
Unique A Yeboah Company Limited	-	-	99.242	29,454.89
Waga Investment Company Limited	-	-	22.179	7,118.89
Zenith Impex Ghana Limited	-	-	1,019.772	320,254.73
GRAND TOTAL	5,616.490	1,588,338.49	25,890.235	7,532,037.92

MOVING SPECIES - BILLET

SPECIES	VOLUME (m ³)	VALUE (€)	CUMULATIVE: JAN-DEC 2020	
			VOLUME (m ³)	VALUE (€)
Teak	5,561.392	1,581,094.28	24,493.552	7,328,711.38
Gmelina	55.098	7,244.21	1,363.647	193,520.87
Rosewood	-	-	33.036	9,805.66
GRAND TOTAL	5,616.490	1,588,338.49	25,890.235	7,532,037.92

DIRECTION OF TRADE - BILLET

DESTINATION	VOLUME (m ³)	VALUE (€)	CUMULATIVE: JAN-DEC 2020	
			VOLUME (m ³)	VALUE (€)
India	5,263.189	1,486,725.82	24,504.818	7,126,023.01
United Arab Emirates	210.135	60,436.79	423.756	124,204.39
Vietnam	143.166	41,175.88	562.014	166,124.36
Germany	-	-	22.179	7,118.89
China	-	-	112.033	31,248.43
Saudi Arabia	-	-	195.612	62,283.01
Bangladesh	-	-	69.823	15,035.84
GRAND TOTAL	5,616.490	1,588,338.49	25,890.235	7,532,037.92

EXPORTERS PERFORMANCE - LUMBER (KILN DRIED)

EXPORTER	VOLUME (m ³)	VALUE (€)	CUMULATIVE: JAN-DEC 2020	
			VOLUME (m ³)	VALUE (€)
Logs and Lumber Limited	733.236	376,017.23	8,223.901	4,015,102.05
Ayipah Wood Company Limited	265.614	186,976.42	1,671.166	1,220,411.14
John Bitar and Company Limited	301.105	141,895.34	4,785.422	2,309,545.90
Boison Construction Works Limited	312.203	134,680.41	2,979.078	1,352,519.14
Samartex Timber and Plywood Company Limited	185.096	102,039.42	5,407.203	3,754,841.25
Adras Company Limited	128.819	90,602.84	1,633.266	820,115.04
Swiss Lumber Company Limited	149.468	61,523.56	706.430	415,115.27
Asuo Bomosadu Timber and Sawmills Limited	94.518	51,837.64	476.853	210,278.67
Nana Ajoa Frimpomaa Company Limited	71.114	51,202.08	71.114	51,202.08
Sunstex Company Limited	69.699	49,502.02	912.179	493,108.41
Prestige Innovation and Processing Company	230.157	46,031.40	1,519.886	301,063.57

Logs Court Limited	97.971	41,113.27	730.619	413,249.87
Specialized Timber Products Limited	88.344	38,635.58	1,686.682	788,679.46
Kete Krachi Timber Recovery Limited	34.550	31,095.00	323.481	255,491.06
Mondial Veneer Ghana Limited	35.479	26,609.25	106.530	84,510.27
Barfour Investment Limited	38.006	26,207.85	38.006	26,207.85
Akfabel Company Limited	40.818	25,156.37	40.818	25,156.37
Xylogi Company Limited	35.591	23,397.27	339.352	247,105.23
Fosu and Fosuaa Company Limited	29.792	21,748.16	29.792	21,748.16
Lethnass Limited	42.323	19,045.35	312.997	129,634.97
Western Hardwood Limited	35.654	9,804.85	251.421	81,298.40
Modern Wood Technology and Company Limited	-	-	131.871	88,634.94
A List Enterprise Ghana Limited	-	-	36.262	15,316.69
Ibrahim and Sons Company Limited	-	-	828.532	330,034.38
Green Nations Limited	-	-	90.768	34,491.84
Kodeas Family Link Company Limited	-	-	36.130	30,768.92
G L Interlink Limited	-	-	91.143	34,634.34
A G Timbers Limited	-	-	27.620	20,438.80
Akwadiaso Company Limited	-	-	210.468	173,223.65
Beb Hill Company Limited	-	-	45.931	34,539.95
Birim Wood Complex Limited	-	-	67.447	35,904.25
Broadwater Company Limited	-	-	88.598	61,653.29
Buadac Company Limited	-	-	71.734	40,345.08
Carpo Timber and Trading Limited	-	-	279.463	112,545.42
City View Company Limited	-	-	47.725	35,889.04
Concrete Décor Designs Limited	-	-	26.428	11,892.60
Emanro Wood Processing Limited	-	-	47.412	35,451.94
Evergrand International Trading Company Limited	-	-	154.465	27,831.32
Evergreen Timbers Limited	-	-	117.736	83,837.79
Mr Bee Company Limited	-	-	79.555	40,256.79
Prinelman Wood and Construction Limited	-	-	24.003	18,055.49
Rakhishem Company Limited	-	-	47.796	18,583.04
Richybee Ventures Company Limited	-	-	80.457	44,564.88
Slyvent Company Limited	-	-	128.827	55,149.45
Tony Toffey Construction and Wood Processing	-	-	95.807	36,345.23
GRAND TOTAL	3,019.557	1,555,121.30	35,102.374	18,436,773.28

MOVING SPECIES - LUMBER (KILN DRIED)

SPECIES	VOLUME (m ³)	VALUE (€)	CUMULATIVE: JAN-DEC 2020	
			VOLUME (m ³)	VALUE (€)
Wawa	1,331.951	581,690.49	17,116.171	7,191,296.47
Cedrela	328.692	227,951.97	2,381.815	1,747,216.72
Mahogany	283.409	195,440.17	4,303.717	3,308,591.48
Sapele	130.882	97,121.09	1,079.031	838,285.67
Koto / Kyere	137.645	79,080.77	1,267.993	749,113.91
Edinam	128.336	63,769.57	858.884	480,214.87
Odum	73.197	58,685.91	1,283.862	1,119,779.23
Rubberwood	230.157	46,031.40	1,674.351	328,894.88
Emire	68.861	41,687.71	250.844	146,815.60
Black Ofram	71.172	32,843.99	984.845	458,171.05
Makore	41.418	30,420.12	454.292	329,834.34

Utile	34.642	24,196.74	155.126	118,951.91
Mansonia	29.792	21,748.16	29.792	21,748.16
Ceiba	55.964	16,913.35	192.578	57,772.37
Black Hyedua	21.298	14,936.50	63.502	53,457.22
Otie	33.652	12,619.50	240.996	90,689.67
Walnut / Lovoa	10.396	5,979.97	246.123	97,913.50
Danta	6.876	3,164.16	6.876	3,164.16
Ofram	1.217	839.73	102.460	56,818.63
Denya	-	-	99.198	54,244.30
Papao/ Apa	-	-	74.306	56,104.85
Kako / Ekki	-	-	181.911	69,126.18
Dahoma	-	-	1,229.810	515,145.30
Tetekon	-	-	36.319	37,658.32
Yaya	-	-	78.954	60,231.66
Hotrohotro / Fotie	-	-	45.369	38,115.35
Ayan / B'Dua	-	-	67.410	33,055.82
Mixed Redwood	-	-	102.693	49,557.49
Guarea	-	-	62.301	32,592.30
Niangon	-	-	174.361	128,205.12
Essa	-	-	99.820	76,793.06
Avodire	-	-	22.743	14,550.02
White Ofram	-	-	66.426	30,481.81
Subaha	-	-	67.495	42,181.86
GRAND TOTAL	3,019.557	1,555,121.30	35,102.374	18,436,773.28

DIRECTION OF TRADE - LUMBER (KILN DRIED)

DESTINATION	VOLUME (m ³)	VALUE (€)	CUMULATIVE: JAN-DEC 2020	
			VOLUME (m ³)	VALUE (€)
United States of America	589.605	400,867.92	6,300.089	4,754,141.35
Germany	673.685	339,924.78	6,886.855	3,332,436.99
Estonia	411.374	177,797.71	3,496.856	1,535,092.79
Lebanon	111.140	86,765.50	203.626	163,534.87
Belgium	171.271	76,886.00	2,965.023	1,329,616.58
South Africa	132.521	72,208.27	888.450	442,736.12
United Kingdom	130.934	70,894.77	1,192.941	735,455.16
China	251.455	60,967.90	3,314.444	1,105,447.33
Saudi Arabia	87.318	44,564.21	946.677	366,539.58
Finland	88.651	42,596.18	409.804	201,795.37
Qatar	80.661	32,516.57	861.746	416,200.71
Israel	59.846	27,180.99	717.729	327,824.29
France	36.425	26,226.00	548.421	257,299.21
Egypt	33.448	21,988.47	293.206	209,135.99
Poland	43.973	20,887.18	133.764	63,537.90
Pakistan	34.727	15,695.13	490.818	300,374.85
Dominican Republic	33.285	15,043.41	280.394	180,585.11
Taiwan	33.158	14,713.54	143.417	87,941.09
Turkey	16.080	7,396.80	285.545	109,483.04
Italy	-	-	65.201	40,736.64
Spain	-	-	129.936	90,440.62
Morocco	-	-	89.240	35,696.00

Australia	-	-	18.660	13,736.88
Bangladesh	-	-	36.262	15,316.69
Barbados	-	-	102.125	76,680.67
Bulgaria	-	-	45.369	38,115.35
Canada	-	-	232.635	195,869.29
Greece	-	-	419.150	281,624.33
Guatemala	-	-	35.667	28,943.55
India	-	-	36.130	30,768.92
Iraq	-	-	43.409	17,797.69
Ireland	-	-	318.927	165,121.48
Jordan	-	-	65.110	60,031.95
Lithuania	-	-	20.262	9,117.90
Mexico	-	-	43.028	29,285.19
Netherlands	-	-	1,626.007	710,075.43
Portugal	-	-	29.052	19,610.10
Reunion Island	-	-	95.817	60,661.19
Russia	-	-	96.785	43,553.25
Sint Maarten	-	-	69.531	49,343.84
South Korea	-	-	19.113	10,640.12
United Arab Emirates	-	-	993.608	436,841.50
Vietnam	-	-	111.545	57,586.40
GRAND TOTAL	3,019.557	1,555,121.30	35,102.374	18,436,773.28

EXPORTERS PERFORMANCE - SLICED VENEER

EXPORTER	VOLUME (m ³)	VALUE (€)	CUMULATIVE: JAN-DEC 2020	
			VOLUME (m ³)	VALUE (€)
Logs and Lumber Limited	279.011	267,773.84	2,579.912	2,651,604.64
Mondial Veneer Ghana Limited	218.844	203,892.43	2,956.188	2,261,379.00
John Bitar and Company Limited	181.227	168,850.20	1,458.112	1,434,116.08
Samartex Timber and Plywood Company Limited	179.913	163,279.76	1,962.020	1,458,618.78
Ayum Forest Products Limited	42.039	69,089.87	85.294	129,936.72
Xylogi Company Limited	-	-	216.565	133,024.29
GRAND TOTAL	901.034	872,886.10	9,258.091	8,068,679.50

MOVING SPECIES - SLICED VENEER

SPECIES	VOLUME (m ³)	VALUE (€)	CUMULATIVE: JAN-DEC 2020	
			VOLUME (m ³)	VALUE (€)
Asanfina	280.301	286,334.56	3,461.890	3,050,585.38
Koto / Kyere	87.962	122,367.35	952.765	972,628.07
Chenchen	113.613	101,148.29	896.097	724,277.44
Sapele	95.320	97,227.82	465.564	530,799.53
Black Ofram	76.877	73,448.75	261.474	320,553.22
Mahogany	48.209	49,852.57	524.054	612,165.73
Makore	50.543	36,970.18	682.953	497,188.02
Akasa	49.865	32,460.12	67.359	42,733.49
Ceiba	41.594	21,297.40	985.981	562,267.70
Ofram	21.334	17,926.49	426.843	210,733.73
Niangon	8.821	10,291.01	9.331	11,140.79
Hyedua	10.002	9,809.80	32.667	30,728.00

Walnut / Lovoa	8.320	9,097.61	22.013	23,541.43
Candollei	5.068	2,956.29	21.980	25,425.45
Essa	2.894	1,543.53	28.070	18,576.72
Nyamedua	0.309	154.33	0.309	154.33
Wawa	-	-	54.407	82,582.52
Edinam	-	-	41.604	49,903.55
Odum	-	-	21.955	21,122.01
Emire	-	-	19.267	13,052.59
Black Hyedua	-	-	4.864	10,594.14
Otie	-	-	7.496	4,247.60
Yaya	-	-	67.668	83,715.55
Ayan / B'Dua	-	-	2.577	1,804.22
Mixed Redwood	-	-	41.795	33,953.75
Guarea	-	-	4.647	5,421.38
Albizia	-	-	38.229	19,114.72
Avodire	-	-	12.362	8,502.67
White Ofram	-	-	13.507	17,354.54
Berlina	-	-	0.485	646.48
Kokote	-	-	20.811	19,518.12
Entedua	-	-	33.132	43,869.46
Afam	-	-	8.302	5,811.07
Asoma	-	-	8.383	4,191.27
Ogea	-	-	17.250	9,774.84
GRAND TOTAL	901.034	872,886.10	9,258.091	8,068,679.50

DIRECTION OF TRADE - SLICED VENEER

DESTINATION	VOLUME (m ³)	VALUE (€)	CUMULATIVE: JAN-DEC 2020	
			VOLUME (m ³)	VALUE (€)
Italy	317.794	288,397.94	4,419.883	3,669,062.90
Spain	255.090	255,507.92	647.816	700,497.80
Denmark	36.334	78,474.30	197.559	398,483.07
China	42.039	69,089.87	390.715	482,767.54
Morocco	77.936	48,330.61	817.949	426,803.76
Egypt	57.120	48,315.63	1,109.854	695,709.94
Lebanon	64.177	43,587.40	131.190	105,668.37
Latvia	32.679	27,184.13	73.550	63,450.02
South Africa	17.864	13,998.29	17.864	13,998.29
India	-	-	63.445	66,971.88
Vietnam	-	-	141.017	115,263.31
United Arab Emirates	-	-	229.688	149,875.57
Belgium	-	-	40.149	68,646.11
Germany	-	-	230.569	301,214.38
United States of America	-	-	210.404	337,477.54
Finland	-	-	29.539	55,673.72
Qatar	-	-	101.014	76,141.49
Israel	-	-	32.160	55,378.71
Turkey	-	-	201.063	86,660.99
Chile	-	-	17.202	17,878.64
Greece	-	-	42.629	46,171.46
Hong Kong	-	-	36.822	43,942.84
Netherlands	-	-	35.432	63,889.38
Portugal	-	-	40.578	27,051.78
GRAND TOTAL	901.034	872,886.10	9,258.091	8,068,679.50

EXPORTERS PERFORMANCE - PROCESSED L/MOULDINGS

EXPORTER	VOLUME (m ³)	VALUE (€)	CUMULATIVE: JAN-DEC 2020	
			VOLUME (m ³)	VALUE (€)
Logs and Lumber Limited	342.957	199,136.30	4,402.589	2,732,337.68
Samartex Timber and Plywood Company Limited	255.221	146,143.27	3,563.930	2,730,527.20
Modern Wood Technology and Company Limited	99.554	114,221.08	246.430	259,324.34
Ayum Forest Products Limited	101.666	74,823.21	202.243	143,541.51
John Bitar and Company Limited	106.448	72,993.23	1,000.408	662,901.49
Xylogi Company Limited	42.282	30,443.04	268.491	192,129.62
Asuo Bomosadu Timber and Sawmills Limited	-	-	734.526	549,113.09
Akfabel Company Limited	-	-	24.153	9,902.73
GRAND TOTAL	948.128	637,760.13	10,442.770	7,279,777.66

MOVING SPECIES - PROCESSED L/MOULDINGS

SPECIES	VOLUME (m ³)	VALUE (€)	CUMULATIVE: JAN-DEC 2020	
			VOLUME (m ³)	VALUE (€)
Wawa	658.186	345,492.30	5,674.347	2,998,646.10
Fotie	39.539	49,335.46	39.539	49,335.46
Hotrhotro / Fotie	39.539	49,334.60	830.750	707,487.58
Ceiba	58.140	41,860.80	478.968	335,373.72
Makore	30.560	33,587.55	122.620	132,235.52
Ayan / B'Dua	24.473	24,473.00	96.795	95,020.40
Odum	12.579	19,294.43	46.985	71,336.68
Black Ofram	13.316	16,045.22	92.444	79,583.96
Mixed Redwood	21.320	15,563.60	162.533	119,217.62
Denya	16.942	11,719.10	511.034	423,297.38
Sapele	11.553	11,553.00	234.591	247,734.33
Guarea	10.769	11,092.07	113.808	116,342.75
Dahoma	11.212	8,409.00	320.406	235,581.34
Koto / Kyere	-	-	71.769	43,349.55
Mahogany	-	-	269.385	255,939.80
Ofram	-	-	43.335	38,052.89
Niangon	-	-	471.462	528,392.03
Walnut / Lovoa	-	-	2.167	3,142.15
Essa	-	-	22.424	27,371.82
Cedrela	-	-	3.740	3,272.50
Edinam	-	-	236.352	238,952.84
Black Hyedua	-	-	4.830	9,177.00
Otie	-	-	8.157	5,709.90
Danta	-	-	27.272	23,413.74
Papao/ Apa	-	-	51.621	78,121.55
Kako / Ekki	-	-	24.153	9,902.73
Potrodum	-	-	78.111	56,987.25
Tetekon	-	-	80.552	83,073.81
Bilinga	-	-	96.592	92,559.25
Kusia	-	-	217.832	162,314.33
Bosse	-	-	8.196	8,851.68
GRAND TOTAL	948.128	637,760.13	10,442.770	7,279,777.66

DIRECTION OF TRADE - PROCESSED L/MOULDINGS

DESTINATION	VOLUME (m ³)	VALUE (€)	CUMULATIVE: JAN-DEC 2020	
			VOLUME (m ³)	VALUE (€)
Germany	520.080	285,237.95	4,923.272	2,877,105.69
United Kingdom	121.272	131,564.26	608.647	556,838.28
France	76.353	73,624.15	1,021.867	942,225.91
Denmark	103.296	45,111.86	431.114	221,133.94
Belgium	33.534	31,054.07	1,646.979	1,373,286.98
Israel	30.258	27,764.32	30.258	27,764.32
Croatia	50.756	24,109.10	672.870	303,668.59
Lebanon	12.579	19,294.43	12.579	19,294.43
Spain	-	-	68.851	77,544.58
Finland	-	-	404.470	342,038.47
Greece	-	-	289.843	308,493.35
Italy	-	-	46.843	33,702.47
Netherlands	-	-	89.632	52,151.43
Poland	-	-	44.352	23,284.80
Portugal	-	-	20.935	23,028.50
Russia	-	-	64.281	55,924.47
South Africa	-	-	47.883	22,026.18
United Arab Emirates	-	-	18.094	20,265.28
GRAND TOTAL	948.128	637,760.13	10,442.770	7,279,777.66

EXPORTERS PERFORMANCE - PLYWOOD (OVERLAND)

EXPORTER	VOLUME (m ³)	VALUE (€)	CUMULATIVE: JAN-DEC 2020	
			VOLUME (m ³)	VALUE (€)
Logs and Lumber Limited	701.333	256,038.00	7,588.955	2,668,148.94
Jussak Company Limited	315.541	106,782.75	5,707.414	1,800,701.16
Wood Pillar Limited	190.515	57,300.00	3,646.883	1,120,802.98
John Bitar and Company Limited	125.913	39,610.61	1,332.834	442,286.64
Naumuro Forest Products Company Limited	83.350	28,760.52	928.755	339,158.46
Asuo Bomosadu Timber and Sawmills Limited	95.257	28,575.00	1,263.938	386,054.99
Ayum Forest Products Limited	58.941	16,033.05	575.863	154,875.24
Wako Ghana Company Limited	-	-	130.980	53,774.84
Bibiani Logging and Lumber Company Limited	-	-	144.672	46,299.57
Samartex Timber and Plywood Company Limited	-	-	88.411	28,394.46
GRAND TOTAL	1,570.850	533,099.92	21,408.71	7,040,497.28

MOVING SPECIES - PLYWOOD (OVERLAND)

SPECIES	VOLUME (m ³)	VALUE (€)	CUMULATIVE: JAN-DEC 2020	
			VOLUME (m ³)	VALUE (€)
Ceiba	1,361.289	462,401.81	19,490.278	6,380,229.24
Danta	77.694	27,187.50	83.648	31,087.50
Mixed Redwood	78.287	26,655.03	1,014.629	333,246.84
Black Ofram	53.580	16,855.58	114.605	27,274.23
Sapele	-	-	50.365	18,031.92
Chenchen	-	-	258.274	95,392.48
Mahogany	-	-	85.626	26,107.85
Ofram	-	-	263.055	115,396.47
Edinam	-	-	48.225	13,730.75
GRAND TOTAL	1,570.850	533,099.92	21,408.705	7,040,497.28

DIRECTION OF TRADE - PLYWOOD (OVERLAND)

DESTINATION	VOLUME (m ³)	VALUE (€)	CUMULATIVE: JAN-DEC 2020	
			VOLUME (m ³)	VALUE (€)
Burkina Faso	548.320	168,706.15	6,655.321	2,046,155.88
Benin	443.543	157,026.00	4,273.482	1,444,478.29
Togo	352.750	126,473.52	4,221.091	1,464,297.69
Niger	226.237	80,894.25	5,334.800	1,736,608.39
Gambia	-	-	110.736	38,601.92
Mali	-	-	813.275	310,355.10
GRAND TOTAL	1,570.850	533,099.92	21,408.705	7,040,497.28

EXPORTERS PERFORMANCE - ROTARY VENEER

EXPORTER	VOLUME (m ³)	VALUE (€)	CUMULATIVE: JAN-DEC 2020	
			VOLUME (m ³)	VALUE (€)
Samartex Timber and Plywood Company Limited	343.653	139,485.13	3,922.131	1,834,352.93
John Bitar and Company Limited	255.374	92,125.27	159.938	65,285.36
John Bitar and Company Limited	-	-	3,552.220	1,278,021.31
Jussak Company Limited	-	-	40.191	13,826.76
Miro Forestry Ghana Limited	-	-	655.262	69,146.84
GRAND TOTAL	599.027	231,610.40	8,329.742	3,260,633.21

MOVING SPECIES - ROTARY VENEER

SPECIES	VOLUME (m ³)	VALUE (€)	CUMULATIVE: JAN-DEC 2020	
			VOLUME (m ³)	VALUE (€)
Essa	326.876	130,240.71	3,685.100	1,696,571.64
Ceiba	272.151	101,369.69	2,806.916	958,558.19
Otie	-	-	339.059	159,677.07
Wawabima	-	-	332.564	152,459.89
Chenchen	-	-	192.936	83,631.24
Gmelina	-	-	550.054	57,083.11
Wawa	-	-	85.732	38,579.40
Ohaa	-	-	51.861	28,096.98
Denya	-	-	71.131	27,170.34
Ogea	-	-	64.828	24,258.16
Bombax	-	-	44.353	22,483.45
Eucalyptus	-	-	105.208	12,063.74
GRAND TOTAL	599.027	231,610.40	8,329.742	3,260,633.21

DIRECTION OF TRADE - ROTARY VENEER

DESTINATION	VOLUME (m ³)	VALUE (€)	CUMULATIVE: JAN-DEC 2020	
			VOLUME (m ³)	VALUE (€)
United States of America	326.876	130,240.71	2,525.036	1,073,972.25
Spain	130.677	50,209.82	1,960.966	675,423.26
Egypt	100.989	39,014.37	798.611	341,012.52
Morocco	40.485	12,145.50	346.313	109,603.36
Canada	-	-	1,487.800	767,590.75
Italy	-	-	245.219	88,296.90
China	-	-	550.054	57,083.11

Vietnam	-	-	176.339	39,234.08
Philippines	-	-	85.732	38,579.40
Denmark	-	-	48.300	23,908.50
Estonia	-	-	48.300	23,667.00
Belgium	-	-	41.008	12,302.40
Netherlands	-	-	16.064	9,959.68
GRAND TOTAL	599.027	231,610.40	8,329.742	3,260,633.21

EXPORTERS PERFORMANCE - SLICED VENEER (OVERLAND)

EXPORTER	VOLUME (m ³)	VALUE (€)	CUMULATIVE: JAN-DEC 2020	
			VOLUME (m ³)	VALUE (€)
Logs and Lumber Limited	73.323	56,647.72	180.589	138,557.24
John Bitar and Company Limited	-	-	0.043	22,781.05
GRAND TOTAL	73.323	56,647.72	180.632	161,338.29

MOVING SPECIES - SLICED VENEER (OVERLAND)

SPECIES	VOLUME (m ³)	VALUE (€)	CUMULATIVE: JAN-DEC 2020	
			VOLUME (m ³)	VALUE (€)
Sapele	47.874	37,493.05	101.554	79,851.97
Makore	12.283	11,258.96	25.856	21,404.12
Yaya	4.776	3,332.32	7.357	4,966.98
Asanfina	5.630	2,815.22	13.216	7,366.71
Mahogany	2.760	1,748.18	3.462	1,982.18
Mixed Redwood	-	-	0.043	22,781.05
Black Ofram	-	-	15.690	12,489.10
Edinam	-	-	4.739	3,208.30
Black Hyedua	-	-	1.524	2,793.62
Chenchen	-	-	4.240	2,708.92
Albizia	-	-	1.750	1,020.97
Candollei	-	-	1.200	764.38
GRAND TOTAL	73.323	56,647.72	180.632	161,338.29

DIRECTION OF TRADE - SLICED VENEER (OVERLAND)

DESTINATION	VOLUME (m ³)	VALUE (€)	CUMULATIVE: JAN-DEC 2020	
			VOLUME (m ³)	VALUE (€)
Cote D'Ivoire	73.323	56,647.72	168.649	128,751.91
Burkina Faso	-	-	11.983	32,586.38
GRAND TOTAL	73.323	56,647.72	180.632	161,338.29

EXPORTERS PERFORMANCE - BOULES (AIR DRIED)

EXPORTER	VOLUME (m ³)	VALUE (€)	CUMULATIVE: JAN-DEC 2020	
			VOLUME (m ³)	VALUE (€)
Samartex Timber and Plywood Company Limited	98.133	52,010.49	1,240.853	665,973.36
Akfabel Company Limited	-	-	22.158	11,743.74
GRAND TOTAL	98.133	52,010.49	1,263.011	677,717.10

MOVING SPECIES - BOULES (AIR DRIED)

SPECIES	VOLUME (m ³)	VALUE (€)	CUMULATIVE: JAN-DEC 2020	
			VOLUME (m ³)	VALUE (€)
Niangon	98.133	52,010.49	1,263.011	677,717.10
GRAND TOTAL	98.133	52,010.49	1,263.011	677,717.10

DIRECTION OF TRADE - BOULES (AIR DRIED)

DESTINATION	VOLUME (m ³)	VALUE (€)	CUMULATIVE: JAN-DEC 2020	
			VOLUME (m ³)	VALUE (€)
France	98.133	52,010.49	1,071.501	567,895.53
Italy	-	-	191.510	109,821.57
GRAND TOTAL	98.133	52,010.49	1,263.011	677,717.10

EXPORTERS PERFORMANCE - PLYWOOD

EXPORTER	VOLUME (m ³)	VALUE (€)	CUMULATIVE: JAN-DEC 2020	
			VOLUME (m ³)	VALUE (€)
Techno Timber Company Limited	150.174	47,506.34	650.554	187,640.53
Samartex Timber and Plywood Company Limited	-	-	168.739	85,561.72
GRAND TOTAL	150.174	47,506.34	819.293	273,202.25

MOVING SPECIES - PLYWOOD

SPECIES	VOLUME (m ³)	VALUE (€)	CUMULATIVE: JAN-DEC 2020	
			VOLUME (m ³)	VALUE (€)
Black Ofram	50.008	18,002.88	50.008	18,002.88
Otie	50.158	16,301.35	150.474	48,904.05
Ceiba	50.008	13,202.11	449.541	130,178.45
Walnut / Lovo	-	-	169.270	76,116.87
GRAND TOTAL	150.174	47,506.34	819.293	273,202.25

DIRECTION OF TRADE - PLYWOOD

DESTINATION	VOLUME (m ³)	VALUE (€)	CUMULATIVE: JAN-DEC 2020	
			VOLUME (m ³)	VALUE (€)
Senegal	150.174	47,506.34	755.528	241,125.21
Greece	-	-	63.765	32,077.04
GRAND TOTAL	150.174	47,506.34	819.293	273,202.25

EXPORTERS PERFORMANCE - BOULES (KILN DRIED)

EXPORTER	VOLUME (m ³)	VALUE (€)	CUMULATIVE: JAN-DEC 2020	
			VOLUME (m ³)	VALUE (€)
Samartex Timber and Plywood Company Limited	55.156	36,494.82	239.597	154,694.11
GRAND TOTAL	55.156	36,494.82	239.597	154,694.11

MOVING SPECIES - BOULES (KILN DRIED)

SPECIES	VOLUME (m ³)	VALUE (€)	CUMULATIVE: JAN-DEC 2020	
			VOLUME (m ³)	VALUE (€)
Niangon	55.156	36,494.82	239.597	154,694.11
GRAND TOTAL	55.156	36,494.82	239.597	154,694.11

DIRECTION OF TRADE - BOULES (KILN DRIED)

DESTINATION	VOLUME (m ³)	VALUE (€)	CUMULATIVE: JAN-DEC 2020	
			VOLUME (m ³)	VALUE (€)
Greece	29.878	20,842.57	86.467	59,888.98
Italy	25.278	15,652.25	153.130	94,805.13
GRAND TOTAL	55.156	36,494.82	239.597	154,694.11

EXPORTERS PERFORMANCE - BRIQUETTES

EXPORTER	VOLUME (m ³)	VALUE (€)	CUMULATIVE: JAN-DEC 2020	
			VOLUME (m ³)	VALUE (€)
Sustainable Biomass Solution Ghana Limited	19.020	3,958.33	87.756	18,263.33
GRAND TOTAL	19.020	3,958.33	87.756	18,263.33

MOVING SPECIES - BRIQUETTES

SPECIES	VOLUME (m ³)	VALUE (€)	CUMULATIVE: JAN-DEC 2020	
			VOLUME (m ³)	VALUE (€)
Wawa	19.020	3,958.33	87.756	18,263.33
GRAND TOTAL	19.020	3,958.33	87.756	18,263.33

DIRECTION OF TRADE - BRIQUETTES

DESTINATION	VOLUME (m ³)	VALUE (€)	CUMULATIVE: JAN-DEC 2020	
			VOLUME (m ³)	VALUE (€)
United Kingdom	19.020	3,958.33	87.756	18,263.33
GRAND TOTAL	19.020	3,958.33	87.756	18,263.33

HARMONIZED SYSTEM (HS) CODES FOR TIMBER AND WOOD PRODUCTS

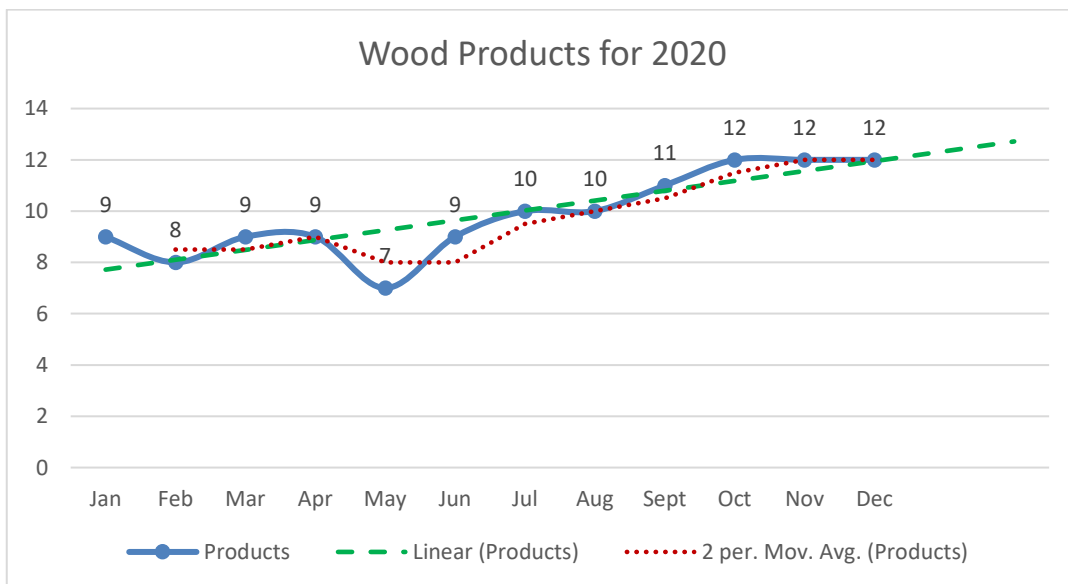
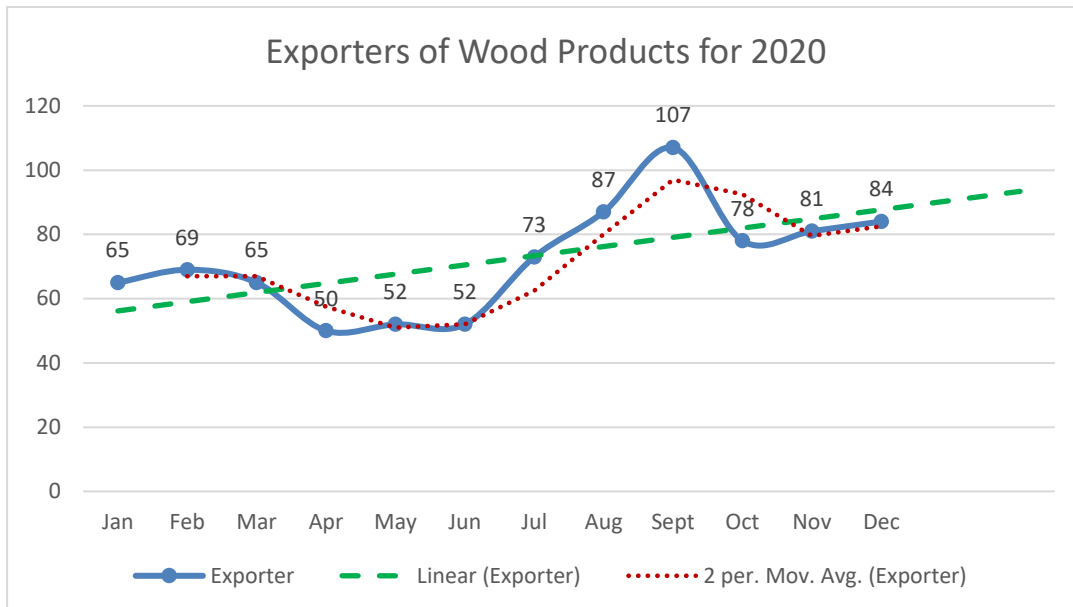
Wood Products	HS Codes
Lumber (Air Dried)	4407
Lumber (Kiln Dried)	4407
Billet	4403
Sliced Veneer	4408
Processed L/ Mouldings	4418
Plywood (Overland)	4412
Rotary Veneer	4408
Boules (Air Dried)	4409
Dowels	4418
Boules (Kiln Dried)	4409
Briquettes	4401
Sliced Veneer (Overland)	4408
Plywood	4412
Kindling	4401
Curls Veneer	4408

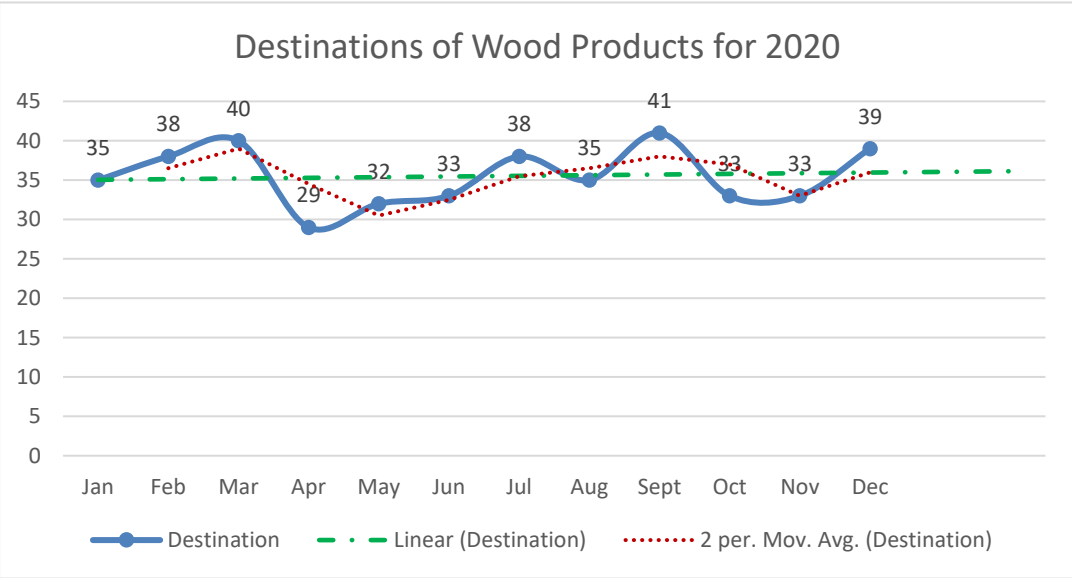
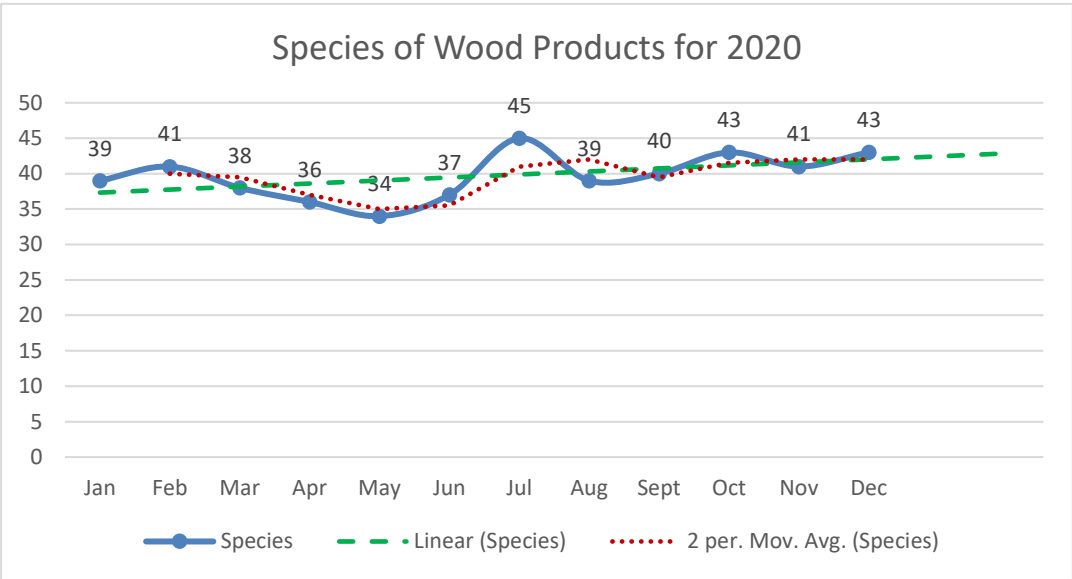
TIMBER INDUSTRY STRUCTURE ANALYSIS

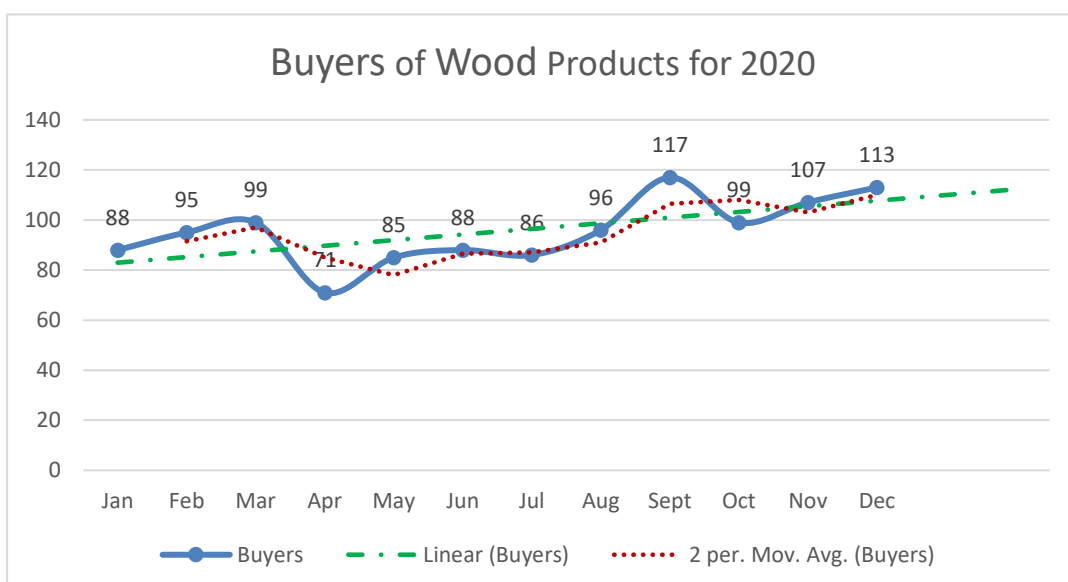
Descriptive Analysis of Export Features for 2020

Month	Exporter	Products	Species	Destination	Buyers
Jan	65	9	39	35	88
Feb	69	8	41	38	95
Mar	65	9	38	40	99
Apr	50	9	36	29	71
May	52	7	34	32	85
Jun	52	9	37	33	88
Jul	73	10	45	38	86
Aug	87	10	39	35	96
Sept	107	11	40	41	117
Oct	78	12	43	33	99
Nov	81	12	41	33	107
Dec	84	12	43	39	113
Total	863	118	476	426	1,144
Average	72	10	40	36	95
STD	16.80	1.64	3.17	3.68	12.93
CV	23%	17%	8%	10%	14%

Predictive Analysis of Export Features for 2020

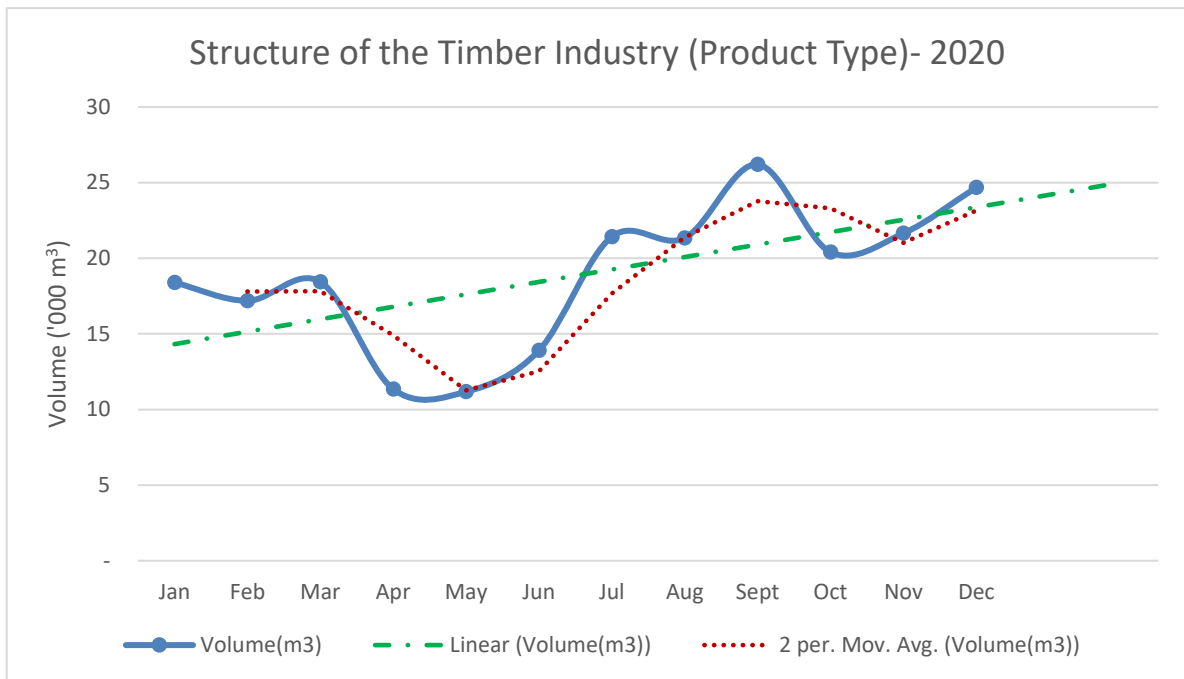






Structure of the Timber Industry for the Year 2020 – Product Type Analysis

Primary Products		Secondary Products		Tertiary Products		Total	
Volume(m ³)	Value(€)	Volume(m ³)	Value(€)	Volume(m ³)	Value(€)	Volume(m ³)	Value(€)
1,223.154	373,821.18	16,578.174	7,021,611.11	592.069	447,369.28	18,393.397	7,842,801.57
1,417.773	419,987.07	14,842.907	6,454,549.51	929.531	694,273.66	17,190.211	7,568,810.25
1,605.123	457,311.23	15,757.065	6,598,225.67	1,076.612	818,014.53	18,438.800	7,873,551.43
930.966	294,890.67	9,743.889	4,283,121.39	678.326	465,844.43	11,353.181	5,043,856.49
912.159	269,128.33	9,306.726	4,349,313.02	956.322	693,580.27	11,175.207	5,312,021.62
835.722	222,549.75	12,174.947	5,222,830.23	894.698	555,733.18	13,905.367	6,001,113.16
1,327.172	403,487.55	19,292.268	8,357,042.12	806.063	583,012.09	21,425.503	9,343,541.76
2,547.339	746,669.31	17,884.625	7,365,102.48	909.401	593,644.60	21,341.365	8,705,416.39
2,756.085	807,034.29	22,576.359	9,731,994.49	876.061	627,456.25	26,208.505	11,166,485.03
3,672.970	1,073,815.64	15,784.867	6,922,975.56	946.126	602,487.70	20,403.963	8,599,278.91
3,045.282	875,004.40	17,737.579	7,234,949.76	862.543	583,364.77	21,645.404	8,693,318.94
5,616.490	1,588,338.49	18,149.587	7,603,397.56	948.128	637,760.13	24,714.205	9,829,496.18
25,890.235	7,532,037.92	189,828.993	81,145,112.90	10,475.880	7,302,540.89	226,195.108	95,979,691.71

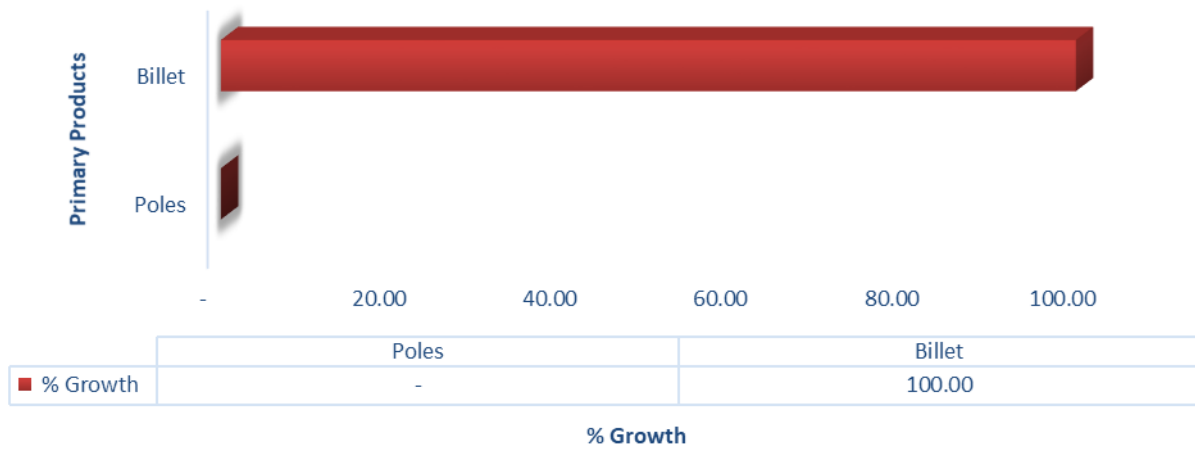


Classification of Wood Products with HS Codes

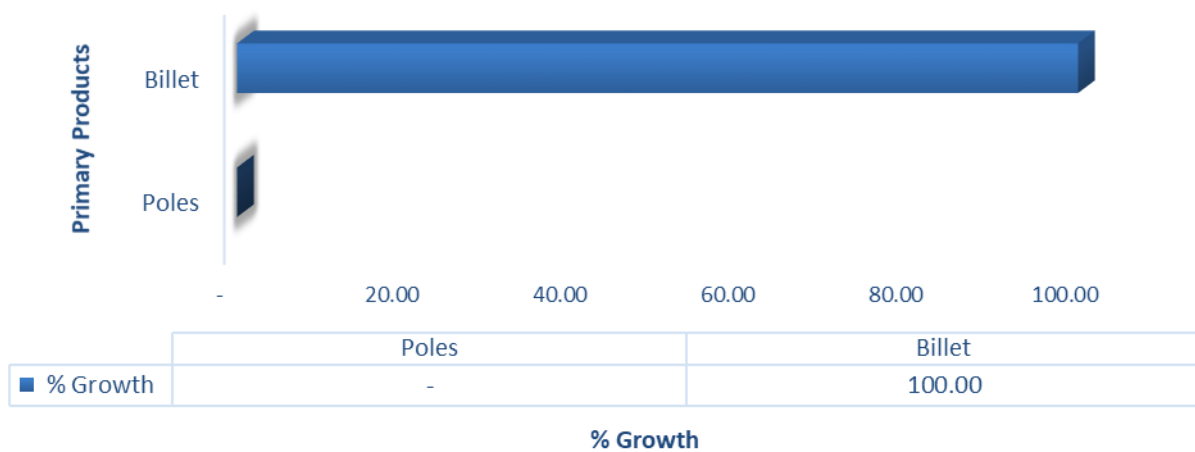
Product	HS Codes	2020	
		Volume (m3)	Value (€)
PRIMARY			
Billet	4403	25,890.235	7,532,037.92
SUBTOTAL		25,890.235	7,532,037.92
SECONDARY			
Lumber (Air Dried)	4407	113,031.794	43,015,456.71
Lumber (Kiln Dried)	4407	35,102.374	18,436,773.28
Plywood (Overland)	4412	21,408.705	7,040,497.28
Plywood	4412	819.293	273,202.25
Sliced Veneer	4408	9,258.091	8,068,679.50
Rotary Veneer	4408	8,329.742	3,260,633.21
Sliced Veneer (Overland)	4408	180.632	161,338.29
Curls Veneer	4408	2.401	15,436.08
Boules (Air Dried)	4409	1,263.011	677,717.10
Boules (Kiln Dried)	4409	239.597	154,694.11
Kindling	4401	105.597	22,421.77
Briquettes	4401	87.756	18,263.33
SUBTOTAL		189,828.993	81,145,112.90
TERTIARY			
Processed L/ Mouldings	4418	10,442.770	7,279,777.66
Dowels	4418	33.110	22,763.23
SUBTOTAL		10,475.880	7,302,540.89
GRAND TOTAL		226,195.108	95,979,691.71

APPENDIX A

Cumulative Volumes (m³) for Primary Wood Products - Jan-Dec 2020

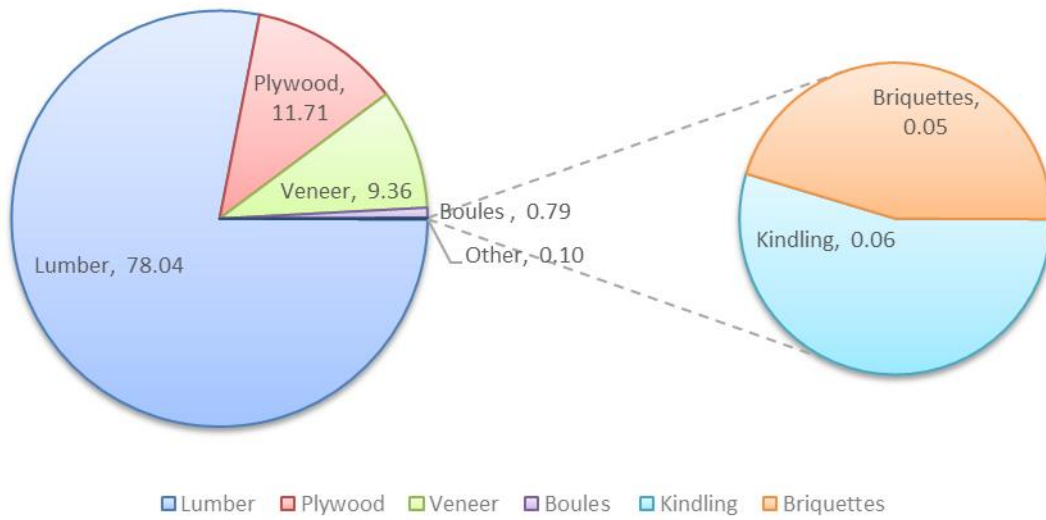


Cumulative Values (€) for Primary Wood Products - Jan-Dec 2020

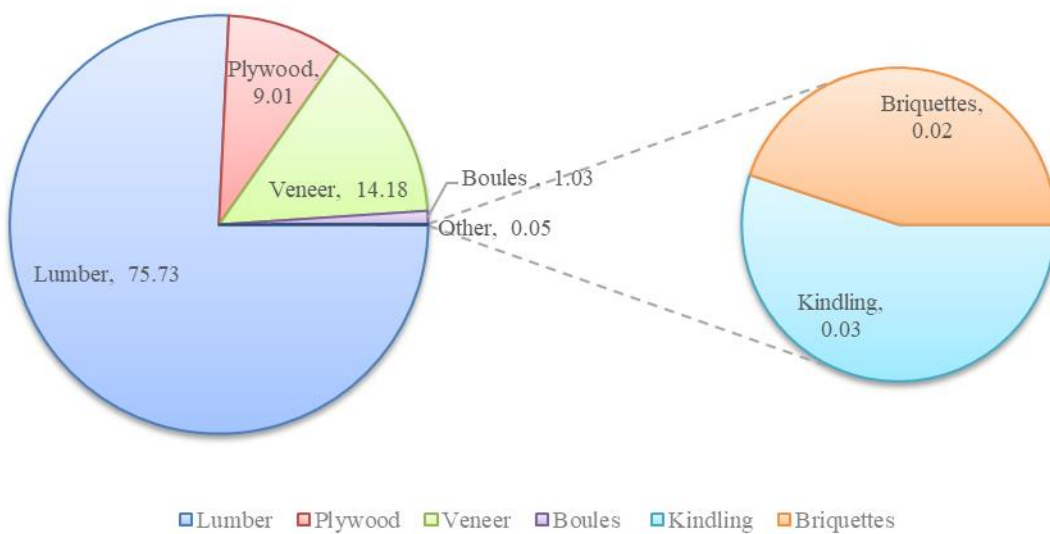


APPENDIX B

Secondary Wood Products - Volumes(m³)

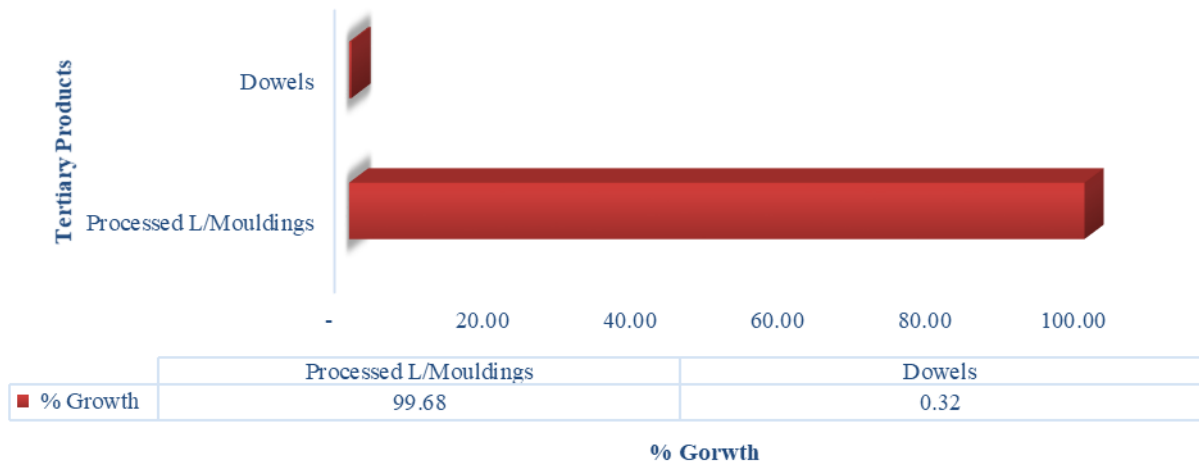


Secondary Wood Products - Value (€)

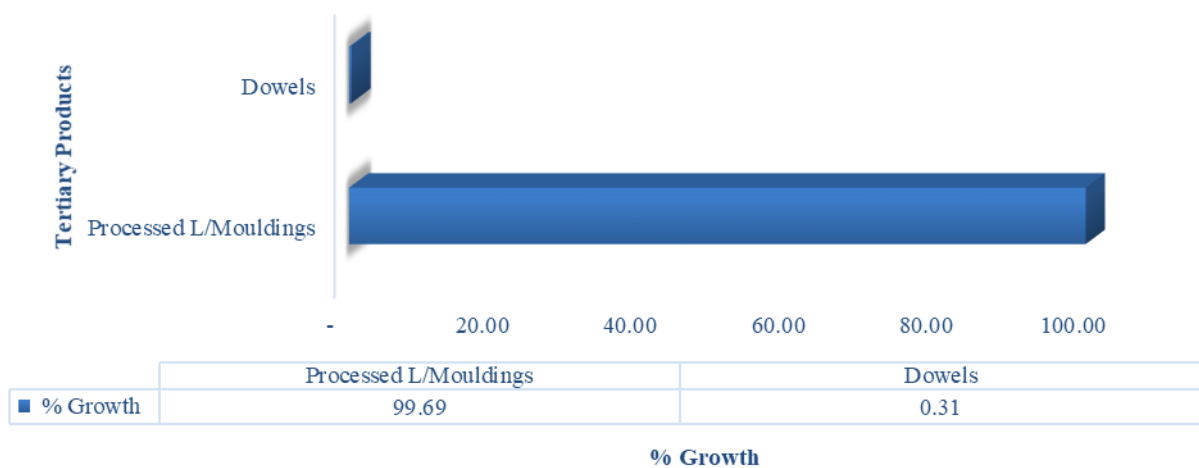


APPENDIX C

Cumulative Volumes (m³) for Tertiary Wood Products - Jan-Nov 2020

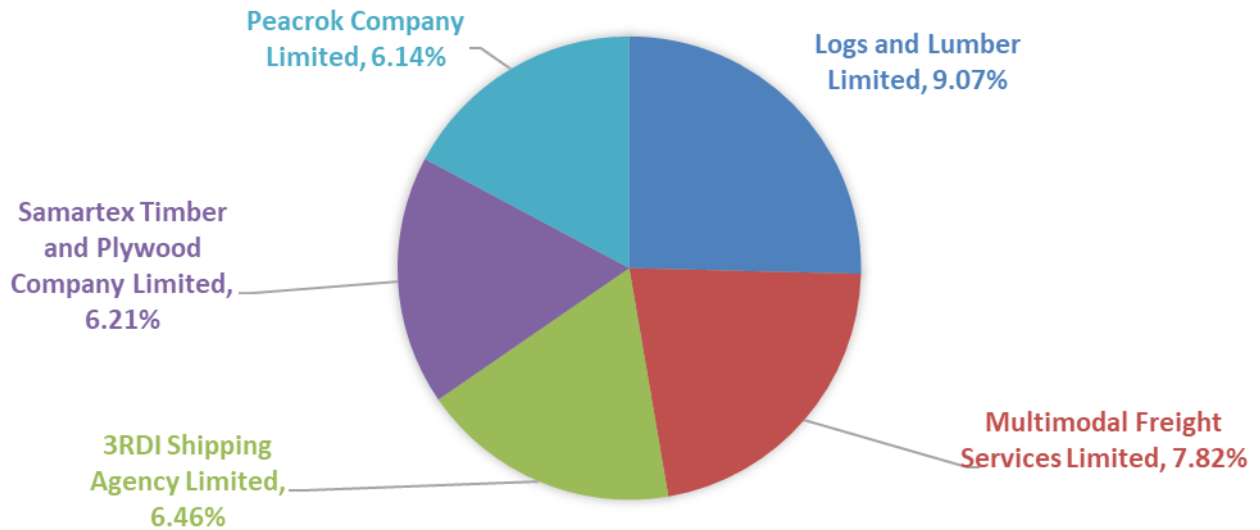


Cumulative Values (€) for Tertiary Wood Products - Jan-Nov 2020

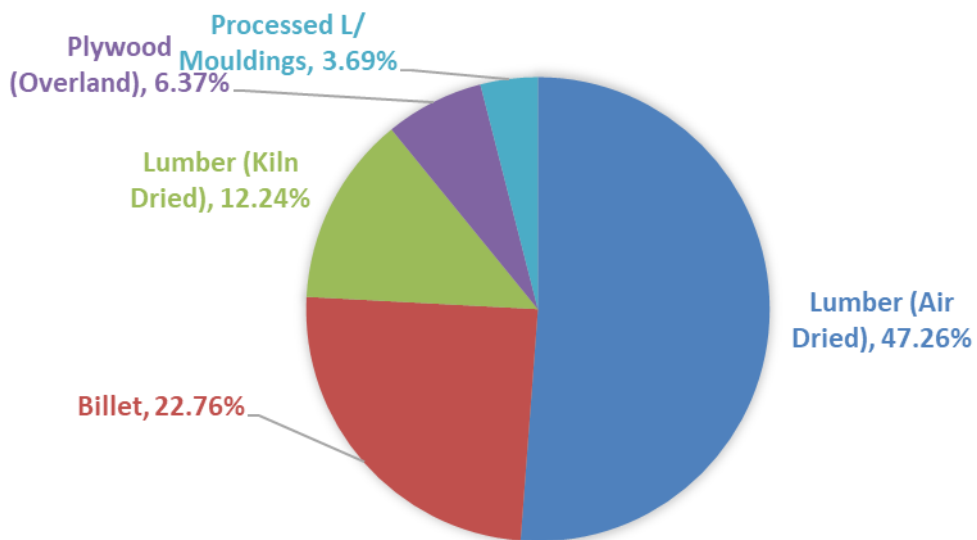


APPENDIX D

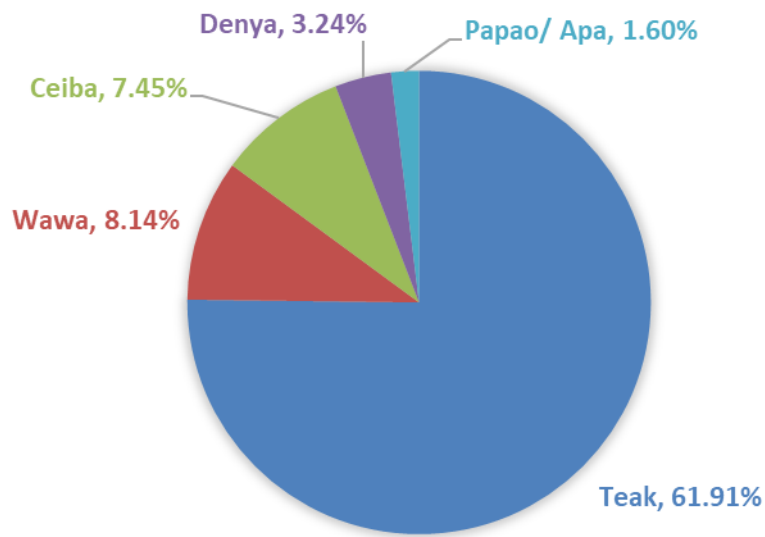
TOP 5 EXPORTERS FOR DECEMBER 2020



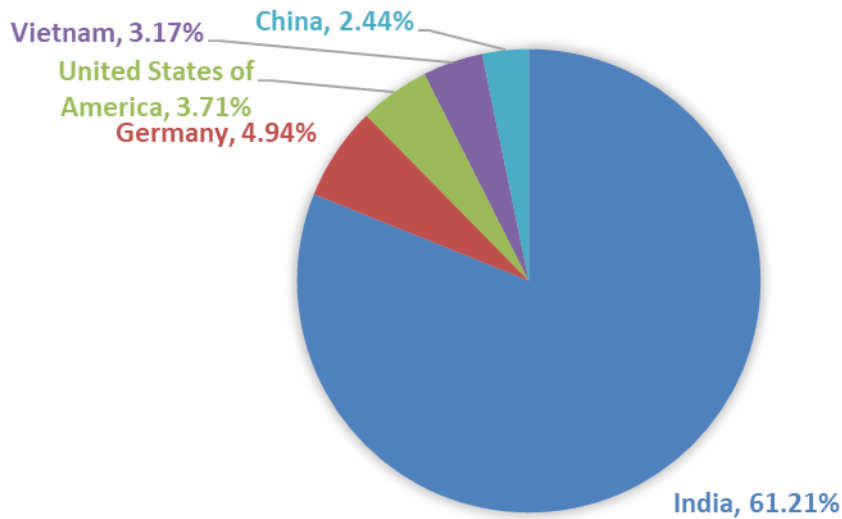
TOP 5 PRODUCTS FOR DECEMBER 2020



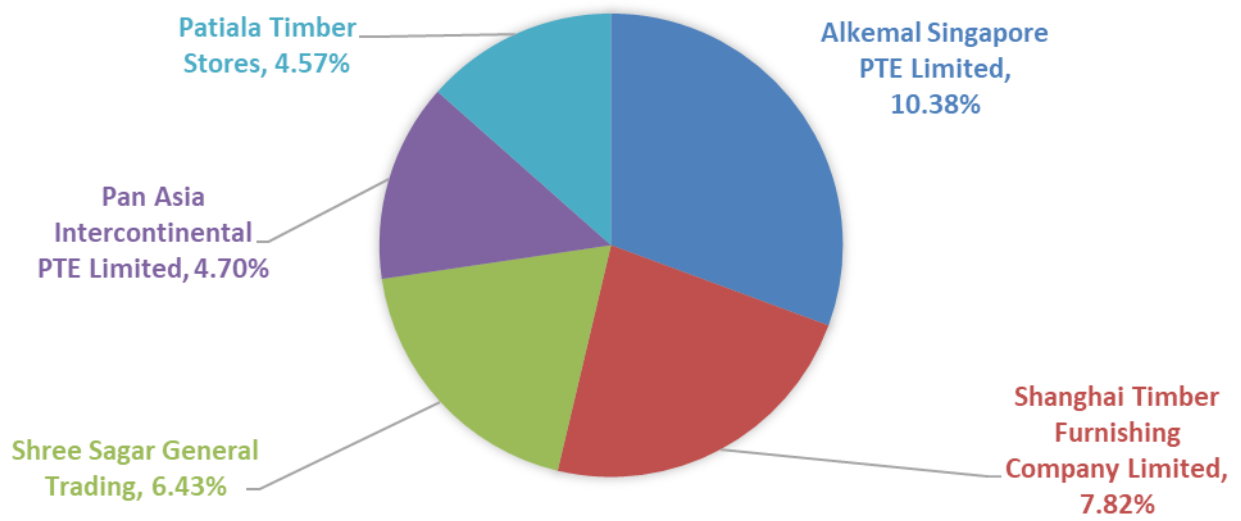
TOP 5 SPECIES FOR DECEMBER 2020



TOP 5 DESTINATIONS FOR DECEMBER 2020



TOP 5 BUYERS FOR DECEMBER 2020



GHANA FORESTRY COMMISSION

V
I
S
I
O
N

“TO LEAVE FUTURE
GENERATIONS AND ITS
COMMUNITIES WITH RICHER,
BETTER, MORE VALUABLE
FORESTRY AND WILDLIFE
ENDOWMENTS THAN WE
INHERITED.”

M
I
S
S
I
O
N

“TO SUSTAINABLY
DEVELOP AND MANAGE
GHANA’S FORESTRY
AND WILDLIFE
RESOURCES.”