



REPORT ON EXPORT OF GHANA'S TIMBER AND WOOD PRODUCTS FEBRUARY, 2021

Table of Contents: Ghana's Timber and Wood Products Export

REPORT ON EXPORT OF GHANA'S TIMBER AND WOOD PRODUCTS, FEBRUARY 2021	3
SUMMARY OF WOOD PRODUCTS EXPORT	3
MARKET MIX FOR FEBRUARY 2021	4
TOP FIVE (5) CATEGORIES FOR THE MONTH OF FEBRUARY 2021 [SEE APPENDIX D]	9
TIMBER AND WOOD PRODUCTS ANALYTICS	10
Summary Report on Export Products February, 2021	10
Leading Exporters of Wood Products for February 2021	11
Leading Exporters of Top Five (5) Products by Species February 2021	11
Leading Buyers of Top Five (5) Products by Species February 2021	12
Major Markets of Ghana's Wood Products Exports: Jan-Feb 2020/ 2021: Volume.....	13
Export of Timber and Wood Products to Ecowas Countries: Jan-Feb 2020/ 2021.....	14
Comparative Export Statistics for Timber and Wood Products: Jan-Feb 2020 / 2021	14
Timber and Wood Products Classification	15
Export Performance for Timber and Wood Products.....	16
APPENDIX A.....	26
APPENDIX B	27
APPENDIX C	28
APPENDIX D.....	29

REPORT ON EXPORT OF GHANA'S TIMBER AND WOOD PRODUCTS, FEBRUARY 2021

SUMMARY OF WOOD PRODUCTS EXPORT

The export of Ghana's timber and wood products in the month of February 2021 amounted to **€12,405,749.78** in value from the exported volume of **23,000.218m³** which represent an upturn of **46.44%** in value and **33.80%** in volume respectively as compared to an amount of **€8,471,774.90** gained from the exported volume of **17,190.211m³** documented in February 2020. Eighty-One(81) Exporters (with the topmost five [5] being Samartex Timber and Plywood Company Limited, Logs and Lumber Limited, Multimodal Freight Services Limited, 3RDI Shipping Agency Limited and John Bitar and Company Limited with respect to exported volumes) were involved in the export of Nine (9) different wood products (with the best five [5] being Lumber (Air Dried), Billet, Lumber (Kiln Dried), Plywood (Overland) and Processed L/ Mouldings with respect to manufactured volumes) in Thirty-Six (36) Species (with the first [5] being Teak, Ceiba, Wawa, Denya and Mahogany with regards to volumes felled) to Thirty-Six (36) different countries (with the top [5] favourite destination being India, Vietnam, United States of America, United Arab Emirates and Senegal in terms of shipping volumes) sold to One Hundred and Seventeen (117) diverse Buyers (with the top five [5] being Thai Phat International Company Limited, Shanghai Timber Furnishing Company Limited, ETS Salaou Hassane, Shree Sagar General Trading and Kappa International PTE Limited with regards to volumes purchased).

Cumulatively, Ghana secured **€22,694,468.28** from the export of **42,173.136m³** in January-February 2021. Comparatively, in the previous year for the same period under review **€17,639,158.70** obtained from the export of **35,508.344m³** representing an upturn of **28.66%** in value and **18.77%** in volume respectively.

Consequently, the overall Average Unit Price increased from **€497/m³** in January-February 2020 to **€538/m³** in January-February 2021, representing a growth of **8.33%**.

Primary Products (Billets) accrued **€3,452,977.92 (15.22%)** from **8,254.207m³ (19.57%)** of the total export of wood products from January-February 2021. The figures indicate increase of **212.55%** in volume and **259.60%** in value respectively compared to the timber export figures from January-February 2020 of **2,640.927m³ (7.44%)** valued at **€960,222.64 (5.44%)**. [[See Appendix A](#)].

Secondary Wood Products comprising of Lumber, Plywood, Veneer, Boules and Briquettes formed the bulk of the country's wood export which generated **€17,968,543.52 (79.18%)** from a volume of **32,110.493m³ (76.14%)** from January-February 2021. The figures indicate increase of **15.65%** in value and **2.44%** in volume compared to the contribution of **€15,537,293.12 (88.08%)** and **31,345.817m³ (88.28%)**, respectively from January-February 2020. [[See Appendix B](#)].

Tertiary Wood Products (Processed L/Mouldings) contributed **€1,272,946.84 (5.61%)** from a volume of **1,808.436m³ (4.29%)** to the total wood products export from January-February 2021. Moreover, the figures indicate increase of **18.85%** in volume and **11.50%** in value compared to the contribution of **1,521.600m³ (4.29%)** and **€1,141,642.94 (6.47%)** from January-February 2020. [[See Appendix C](#)].

On the direction of Trade, Asian/Far East countries (favourite destinations) imported **27,262.420m³ (64.64%)** valued at **€13.70million (60.38%)** during the period of February 2021; as the major destinations (in terms of value) for Ghana's wood products were India, China. Exports of timber products to these regions Lumber (Air Dried), Billet, Lumber (Kiln Dried), Sliced Veneer, Rotary Veneer in Teak, Denya, Papao/ Apa, Kako / Ekki, Rubberwood, Senya, Koto / Kyere, Edinam, Gmelina, Potrodum, Cedrela, Dahoma, Ceiba, Sapele, Essa.

European imports accounted for **€3.63million (15.98%)** from a volume of **6,125.260m³ (14.52%)** to be the second major destination (in terms of value) for Ghana's wood products export during the month of February 2021. Exports to Europe were Lumber (Kiln Dried), Processed L/ Mouldings, Lumber (Air Dried), Sliced Veneer, Rotary Veneer, Briquettes in Wawa, Odum, Ceiba, Asanfina, Ofram, Emire, Denya, Koto / Kyere, Niangon, Hotrohoto / Fotie, Sapele, Black Ofram, Mahogany, Makore, Mixed Redwood.

Wood product exports to **Africa** included Plywood (Overland), Lumber (Air Dried), Sliced Veneer, Lumber (Kiln Dried), Rotary Veneer yielded **€2.05million (9.04%)** from an exported volume of **4,633.405m³ (10.99%)**. Major destinations included Egypt with the ECOWAS sub-region market having the largest share of 3,739.970m³ (80.72%) valued at €1.40million (68.46%) of the total African wood products exported from Ghana during the period of February 2021. Wood products consisted mainly Plywood (Overland) and Lumber (Air Dried). Burkina Faso (Plywood in Ceiba, Mixed Redwood and Makore), Togo (Plywood in Ceiba), Senegal (Lumber (Air Dried) and Plywood in Black Ofram, Walnut/Lovoa, Danta and Wawabima), Niger (Plywood in Ceiba), Mali (Plywood in Ofram and Ceiba), Benin (Plywood in Ceiba), Cape Verde (Lumber (Air Dried) in Guarea) and Gambia (Plywood in Ceiba) were the main ECOWAS markets during the period under review.

American imports accounted for **€2.28million (10.03%)** from the volume of **2,309.241m³ (5.48%)** making it the fourth topmost destination (in terms of value) for Ghana's wood products export in February 2021. Exports to America were mainly Lumber (Kiln Dried), Rotary Veneer, Sliced Veneer, Processed L/ Mouldings in Mahogany, Cedrela, Essa, Black Ofram, Sapele, Denya, Koto / Kyere.

MARKET MIX FOR FEBRUARY 2021

Species	Product	Destination	Exporter	Buyer
Teak	Lumber (Air Dried)	India	Multimodal Freight Services Limited	Shanghai Timber Furnishing Company Limited
			3RDI Shipping Agency Limited	Thai Phat International Company Limited
			Peacrok Company Limited	Shree Sagar General Trading
			Panchtatva Associates Limited	DMJ Impex PVT Limited
			Duakron Ghana Limited	Bansal Lumbers PVT Limited
			Fortune Exim Ghana Limited	Fortune Exim
			Askraf International Company Limited	Thai Phat International Company Limited
			PM Overseas Ghana Limited	Patiala Timber Stores
			Nasorp Merchantile Company Limited	AIM Traders PTE Limited
			Regent Industries Ghana Limited	Shree Sagar General Trading
			Amoasly Company Limited	Dynamic International Limited
			Geavag Company Limited	Atul Timber Company
			Mawuli Elliot Limited	Kappa International PTE Limited
			Dark Andoh Global Company Limited	Kappa International PTE Limited
			F Wood and Trading Company Limited	Sheena International
			MKR Commodities Limited	Lila Commodities
			Isaac Manu 2010 Limited	Suncity Global PTE Limited
			Gran Pa Shipping and Company Limited	L V Enterprise
			Ere Oseiwaa Company Limited	Blue Global
			Beghap Company Limited	Atul Timber Company
Nach Company Limited	Abhishek Impex			
Juben Empire Ghana Limited	V K Timber Stores			
Eastwest Exports Limited	Alkernal Singapore PTE Limited			

			Rock Age Impex Limited	New Dandeli Ventures
			Vickymart Plus Company Limited	Agarwalla Teak International PVT Limited
			Richtuah Company Limited	Abhishek Impex
			Mere Plantations Limited	RIK Exim PVT Limited
			Speed Bee Timber Company Limited	Surya Export and Import Limited
			AIM Manufacturing Company Limited	AIM Traders PTE Limited
			Arena Resources Limited	Aron Global PTE Limited
			Pan Afro King Company Limited	Glory International
			Smith Timber Export Limited	Sunlight Timber Industries PVT Limited
			Sandylord Company Limited	Coal Orbits Trading
			Renas Prestige Company Limited	Sr Natural Resources PTE Limited
			Nihar Exim Ghana Limited	L V Enterprise
			K V Global Company Limited	Suncity Global PTE Limited
		China	Delin Wood Limited	Greenda Industry Limited
		Lebanon	WR Company Limited	W R Establishment
	Billet	India	Krish Sun Company Limited	Pan Asia Intercontinental PTE Limited
			Dark Andoh Global Company Limited	Kappa International PTE Limited Fortune Exim
			Arena Resources Limited	Aron Global PTE Limited
			3RDI Shipping Agency Limited	Thai Phat International Company Limited Alkema Singapore PTE Limited
			Rock Age Impex Limited	New Dandeli Ventures
			Mawuli Elliot Limited	Kappa International PTE Limited
			PM Overseas Ghana Limited	Patiala Timber Stores
			AIM Manufacturing Company Limited	AIM Traders PTE Limited
			Multimodal Freight Services Limited	Shanghai Timber Furnishing Company Limited Kew Square International
			Richtuah Company Limited	Abhishek Impex
			Geavag Company Limited	Atul Timber Company
			Askraf International Company Limited	Thai Phat International Company Limited
			Star Exim Ghana Limited	Shakyasinha Singapore PTE Limited
			Nabe Wood Processing Limited	SSBC International
			Brown Brothers Company Limited	Ashirvad Impex Survey
			Nihar Exim Ghana Limited	L V Enterprise
			Absdjaney Ghana Limited	SNB Exports SA

			Eastwest Exports Limited	Alkemal Singapore PTE Limited
			Mukhi Brother's Ghana Limited	Kappa International PTE Limited
			Speed Bee Timber Company Limited	Surya Export and Import Limited
			Avenue Wood Limited	Maria International PTE Limited
			Pan Afro King Company Limited	Glory International
			Masae Ghana Limited	Patala Timber Stores
			Banyan Trade Africa Limited	Buddah Resorts PVT Limited
			Anish AG International Limited	S S Timbers
			K V Global Company Limited	Suncity Global PTE Limited
			Gran Pa Shipping and Company Limited	L V Enterprise
	United Arab Emirates	Beloved Knowledge Links Limited	South Asia Timber Resources PTE Limited	
	Vietnam	3RDI Shipping Agency Limited	Alkemal Singapore PTE Limited	
	China	K V Global Company Limited	Suncity Global PTE Limited	
Ceiba	Plywood (Overland)	Togo	Logs and Lumber Limited	ETS Salaou Hassane
			Jussak Company Limited	ETS Salaou Hassane
			Naumuro Forest Products Company Limited	ETS Vitro
		Niger	Jussak Company Limited	ETS Salaou Hassane
			Wood Pillar Limited	ETS Salaou Hassane
		Burkina Faso	Wood Pillar Limited	Nana Commerce Ilak Commerce
			Logs and Lumber Limited	ETS Salaou Hassane
			Asuo Bomosadu Timber and Sawmills Limited	Nana Commerce
	Benin	Logs and Lumber Limited	ETS Salaou Hassane	
	Gambia	Jussak Company Limited	MDF Store Impex	
	Rotary Veneer	Denmark	John Bitar and Company Limited	Total Wood Sal Mkalles
		Spain	John Bitar and Company Limited	Total Wood Sal Mkalles
		Morocco	John Bitar and Company Limited	Total Wood Sal Mkalles
		Italy	John Bitar and Company Limited	Total Wood Sal Mkalles
	Sliced Veneer	Morocco	Xylogi Company Limited	Innovbois
		China	Samartex Timber and Plywood Company Limited	Kingdom Resources
John Bitar and Company Limited			Munro Brice and Company Limited	
Processed L/ Mouldings	Germany	Samartex Timber and Plywood Company Limited	Protimber E K	
Wawa	Lumber (Kiln Dried)	Belgium	Boison Construction Works Limited	Sudeck and Company GMBH

			John Bitar and Company Limited	Vandecasteele Houtimport
				Stocksman Wood Products
			Specialized Timber Products Limited	Wijma GMBH and Company
		Logs and Lumber Limited	Stocksman Wood Products	
		Estonia	Boison Construction Works Limited	Keflico Haverland
			Logs and Lumber Limited	Keflico Haverland
		France	Logs and Lumber Limited	Protimber Holz Import and Export
			Logs Court Limited	TWT Agencies
		Germany	Samartex Timber and Plywood Company Limited	Sudeck and Company GMBH
			Logs and Lumber Limited	Protimber Holz Import and Export
	Saudi Arabia	Adras Company Limited	Timber Team International	
	Finland	Logs and Lumber Limited	International Wood Enterprise Limited	
	South Africa	John Bitar and Company Limited	RJC Agencies Limited	
	United Kingdom	John Bitar and Company Limited	RJC Agencies Limited	
	Processed L/ Mouldings	Germany	Samartex Timber and Plywood Company Limited	Fritz Offermann GMBH
			Logs and Lumber Limited	Merten Wood Products GMBH
				Fritz Offermann GMBH
			Asuo Bomosadu Timber and Sawmills Limited	Vanhout International
		Croatia	Logs and Lumber Limited	Injac D O O Batutuva
		Denmark	Logs and Lumber Limited	International Timber Trading APS
United Kingdom		Modern Wood Technology and Company Limited	Chorley Timber Limited	
Lumber (Air Dried)	France	Logs and Lumber Limited	Sarl Rochette Stephane	
	United Kingdom	Ibrahim and Sons Company Limited	Chorley Timber Limited	
Briquettes	United Kingdom	Sustainable Biomass Solution Ghana Limited	Diamond Fuel Supplies	
Denya	Lumber (Air Dried)	Vietnam	Samartex Timber and Plywood Company Limited	Dai Loi Trading Company Limited
				Tuah Thanh Trading Company Limited
			Logs and Lumber Limited	Tuah Thanh Trading Company Limited
		Benediction Company Limited	Loc Ha Trading Company Limited	
		Askraf International Company Limited	Timber Team International	
	India	Green Nations Limited	Success Company Limited	
Nasorp Merchantile Company Limited		CNNC Nuclear Power Company Limited		

		United Arab Emirates	Africa Timber Resources Limited	South Asia Timber Resources PTE Limited
			Ibrahim and Sons Company Limited	South Asia Timber Resources PTE Limited
		Bangladesh	A List Enterprise Ghana Limited	South Asia Timber Resources PTE Limited
		Germany	Ibrahim and Sons Company Limited	Wob Timber GMBH
		Lebanon	WR Company Limited	W R Establishment
	Processed L/ Mouldings	Belgium	John Bitar and Company Limited	Total Wood Sal Mkalles
		United Kingdom	Logs and Lumber Limited	RJC Agencies Limited
	United States of America	Samartex Timber and Plywood Company Limited	Veneer Technologies	
Mahogany	Lumber (Kiln Dried)	United States of America	Samartex Timber and Plywood Company Limited	Superior Timber and Deckings Limited
			Evergreen Timbers Limited	Blue Resources
			Buadac Company Limited	Blue Resources
			Logs and Lumber Limited	Blue Resources
	Canada	Logs Court Limited	Baystate Industries	
		Mondial Veneer Ghana Limited	Holz Schnettler Soest	
Processed L/ Mouldings	France	Samartex Timber and Plywood Company Limited	CID	
Sliced Veneer	Italy	Mondial Veneer Ghana Limited	Mondial Tranciati Srl	
Black Ofram	Lumber (Air Dried)	Senegal	Samartex Timber and Plywood Company Limited	Batiplus Industries
		Germany	Logs and Lumber Limited	Wob Timber GMBH
	Lumber (Kiln Dried)	United States of America	Logs Court Limited	Treemex Holz Im-und Export GMBH
		Israel	Asuo Bomosadu Timber and Sawmills Limited	DIY Sales Limited
	Sliced Veneer	Spain	Logs and Lumber Limited	Chapas Tarín e Hijos
Kako / Ekki	Lumber (Air Dried)	United Arab Emirates	Africa Timber Resources Limited	South Asia Timber Resources PTE Limited
		Vietnam	Green Nations Limited	Success Company Limited
Walnut / Lovoá	Lumber (Air Dried)	Senegal	Samartex Timber and Plywood Company Limited	Batiplus Industries
		Lebanon	WR Company Limited	W R Establishment
	Plywood	Senegal	Samartex Timber and Plywood Company Limited	Batiplus Industries
Cedrela	Lumber (Kiln Dried)	United States of America	Ayipah Wood Company Limited	Baillie Lumber
			Logs Court Limited	Baystate Industries
		Canada	Logs Court Limited	Baystate Industries
		China	Ayipah Wood Company Limited	Central National Asia Limited
	Lebanon	Modern Wood Technology and Company Limited	Blue Resources	
Essa	Rotary Veneer	United States of America	Samartex Timber and Plywood Company Limited	Superior Timber and Deckings Limited

TOP FIVE (5) CATEGORIES FOR THE MONTH OF FEBRUARY 2021 [SEE APPENDIX D]

EXPORTER	Volume (m³)	% Share in Volume (m³) for February 2021
Samartex Timber and Plywood Company Limited P. O. Box 1, Samreboi [+233 312022963]	3,051.343	13.27%
Logs and Lumber Limited P. O. Box 3344, Kumasi [+233 32202522718]	1,839.514	8.00%
Multimodal Freight Services Limited 1 st Floor Afrik Screen Building [+233242171772]	1,642.061	7.14%
3RDI Shipping Agency Limited	1,484.968	6.46%
ETS Salaou Hassane ET Fils Commerce General HF 4194B 13384 Niamey, Niger [+22 622 8676]	851.351	3.70%

PRODUCT	Volume (m³)	% Share in Volume (m³) for February 2021
Lumber (Air Dried)	11,546.083	50.20%
Billet	4,213.954	18.32%
Lumber (Kiln Dried)	3,127.580	13.60%
Plywood (Overland)	1,662.837	7.23%
Processed L/ Mouldings	1,026.184	4.46%

SPECIES	Volume (m³)	% Share in Volume (m³) for February 2021
Teak	12,620.377	54.87%
Ceiba	1,816.520	7.90%
Wawa	1,773.273	7.71%
Denya	1,027.239	4.47%
Mahogany	837.746	3.64%

DESTINATION	Volume (m³)	% Share in Volume (m³) for February 2021
India	12,480.926	54.26%
Vietnam	1,226.885	5.33%
United States of America	1,088.438	4.73%
United Arab Emirates	846.145	3.68%
Senegal	835.705	3.63%

BUYER	Volume (m ³)	% Share in Volume (m ³) for February 2021
Thai Phat International Company Limited No 10A, Alley 337/52, Cau Giay Street, Group 22, Cau Giay District, Hanoi, Vietnam [+84 902 868 189]	1,766.538	7.68%
Shanghai Timber Furnishing Company Limited 82/15 Moo 6, Soi Wat Srimuang, Setthakit Road. [+6634 412 993]/ [+662 260 9913]	1,583.261	6.88%
ETS Salaou Hassane ET Fils Commerce General HF 4194B 13384 Niamey, Niger [+22 622 8676]	1,137.139	4.94%
Shree Sagar General Trading Free Zone Entity FZE SM – Office G1 Hall 2-16 Ajman, United Arab Emirates [+971 564 378300]	990.906	4.31%
Kappa International PTE Limited No 10. Anson Road #23-16 International Plaza, Singapore – 079903, Singapore. [+65 6225 6186]	892.643	3.88%

TIMBER AND WOOD PRODUCTS ANALYTICS

Summary Report on Export Products February, 2021

HS CODE	PRODUCT	VOLUME (m ³)	VALUE (€)	CUMULATIVE: JAN-FEB 2021	
				VOLUME (m ³)	VALUE (€)
4407	Lumber (Air Dried)	11,546.083	5,886,055.17	20,658.205	10,587,398.62
4407	Lumber (Kiln Dried)	3,127.580	2,193,050.76	6,070.040	4,103,778.11
4403	Billet	4,213.954	1,762,598.04	8,254.207	3,452,977.92
4408	Sliced Veneer	766.605	873,063.47	1,328.349	1,596,676.44
4418	Processed L/ Mouldings	1,026.184	718,797.91	1,808.436	1,272,946.84
4412	Plywood (Overland)	1,662.837	634,751.15	2,835.885	1,053,583.56
4408	Rotary Veneer	427.643	228,320.98	917.731	489,574.19
4412	Plywood	191.290	101,195.23	191.290	101,195.23
4401	Briquettes	38.042	7,917.07	66.573	13,854.77
4409	Boules (Air Dried)	-	-	42.420	22,482.60
	GRAND TOTAL	23,000.218	12,405,749.78	42,173.136	22,694,468.28

FEBRUARY 2021 AVERAGE EXCHANGE RATE

€ 1 = \$1.21

£ 1.15 = € 1

Leading Exporters of Wood Products for February 2021

PRODUCT	EXPORTER	VOLUME (m ³)	VALUE (€)	€/m ³
Lumber (Air Dried)	Multimodal Freight Services Limited	1517.20	733,690.25	483.58
Lumber (Kiln Dried)	Samartex Timber and Plywood Company Limited	905.005	850,952.51	940.27
Billet	Krish Sun Company Limited	845.033	357,562.70	423.13
Sliced Veneer	Logs and Lumber Limited	200.398	234,550.38	1,170.42
Processed L/ Mouldings	Samartex Timber and Plywood Company Limited	480.816	374,755.42	779.42
Plywood (Overland)	Jussak Company Limited	591.193	213,841.58	361.71
Rotary Veneer	Samartex Timber and Plywood Company Limited	178.536	119,483.97	669.24
Plywood	Samartex Timber and Plywood Company Limited	191.290	101,195.23	529.01
Briquettes	Sustainable Biomass Solution Ghana Limited	38.042	7,917.07	208.11

Leading Exporters of Top Five (5) Products by Species February 2021

SPECIES	EXPORTERS	VOLUME (m ³)	VALUE (€)	€/m ³
Teak	Multimodal Freight Services Limited	1,642.061	786,524.11	478.99
Mahogany	Samartex Timber and Plywood Company Limited	586.918	636,901.39	1,085.16
Wawa	Logs and Lumber Limited	767.488	333,648.54	434.73
Denya	Samartex Timber and Plywood Company Limited	308.707	181,997.14	589.55
Koto / Kyere	Ayum Forest Products Limited	77.236	166,517.76	2,155.95
Cedrela	Logs Court Limited	142.248	137,577.26	967.16
Kako / Ekki	Africa Timber Resources Limited	238.680	158,704.49	664.93
Papao/ Apa	Kete Krachi Timber Recovery Limited	95.192	98,891.38	1,038.86
Sapele	Samartex Timber and Plywood Company Limited	133.105	172,554.40	1,296.38
Odum	Samartex Timber and Plywood Company Limited	66.069	64,747.62	980.00
Black Ofram	Samartex Timber and Plywood Company Limited	303.619	86,517.51	284.95
Dahoma	John Bitar and Company Limited	144.379	90,362.34	625.87
Makore	Samartex Timber and Plywood Company Limited	151.281	133,666.19	883.56
Asanфина	Mondial Veneer Ghana Limited	66.719	59,556.50	892.64
Senya	Jonada Global Company Limited	90.305	49,128.65	544.03
Walnut / Lovoa	Samartex Timber and Plywood Company Limited	198.601	79,919.08	402.41
Chenchen	Logs and Lumber Limited	27.829	54,763.27	1,967.83
Niangon	Samartex Timber and Plywood Company Limited	65.517	64,927.02	991.00
Edinam	Samartex Timber and Plywood Company Limited	32.745	34,348.60	1,048.97
Hotrohoto / Fotie	Samartex Timber and Plywood Company Limited	86.113	73,696.61	855.81
Ceiba	Samartex Timber and Plywood Company Limited	52.281	30,240.14	578.42
Essa	Specialized Timber Products Limited	52.466	45,668.94	870.45
Emire	Samartex Timber and Plywood Company Limited	67.570	41,143.39	608.90
Ofram	Mondial Veneer Ghana Limited	27.121	22,009.54	811.52
Rubberwood	Prestige Innovation and Processing Company	192.326	46,502.73	241.79
Kroma	Samartex Timber and Plywood Company Limited	126.853	38,339.92	302.24
Potrodum	Samartex Timber and Plywood Company Limited	51.097	35,983.23	704.21
Guarea	Logs and Lumber Limited	31.565	35,779.08	1,133.50
Wawabima	Samartex Timber and Plywood Company Limited	60.013	33,413.26	556.77
Danta	Samartex Timber and Plywood Company Limited	92.440	33,278.40	360.00
Mixed Redwood	Logs and Lumber Limited	34.380	25,097.40	730.00
Gmelina	Ack International Export Limited	44.350	8,578.75	193.43
Albizia	Adras Company Limited	26.221	12,061.66	460.00
Kusia	Broadwater Company Limited	24.696	14,323.68	580.00
Akasa	Mondial Veneer Ghana Limited	9.327	9,742.00	1,044.52

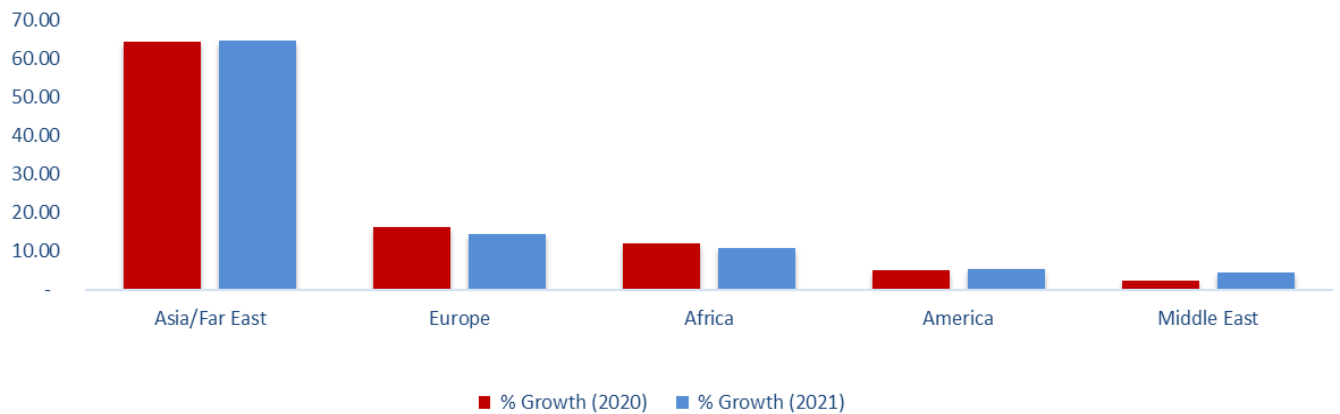
Leading Buyers of Top Five (5) Products by Species February 2021

SPECIES	BUYERS	VOLUME (m ³)	VALUE (€)	€/m ³
Teak	Thai Phat International Company Limited	1,746.338	825,194.20	472.53
Mahogany	Superior Timber and Deckings Limited	553.458	601,546.54	1,086.89
Wawa	Keflico Haverland	231.395	100,422.48	433.99
Denya	South Asia Timber Resources PTE Limited	278.534	179,737.97	645.30
Koto / Kyere	Kingdom Resources	60.733	123,287.63	2,030.01
Cedrela	Baystate Industries	142.248	137,577.26	967.16
Kako / Ekki	South Asia Timber Resources PTE Limited	238.680	158,704.49	664.93
Papao/ Apa	Spencer Bird Limited	68.958	69,554.31	1,008.65
Sapele	Somex NV Haven	37.075	44,355.45	1,196.37
Odum	Alpha Timber	66.069	64,747.62	980.00
Black Ofram	Batiplus Industries	303.619	86,517.51	284.95
Dahoma	Makah Foundation For Wood Import	91.513	44,254.08	483.58
Makore	Star Wood	54.595	45,101.91	826.12
Asanfina	Mondial Tranciati Srl	66.719	59,556.50	892.64
Senya	Success Company Limited	90.305	49,128.65	544.03
Walnut / Lovoa	Batiplus Industries	198.601	79,919.08	402.41
Chenchen	Chapas Tarín e Hijos	7.443	25,130.31	3,376.29
Niangon	Madeira S A	32.244	40,305.00	1,250.00
Edinam	Sylvaco Groupe Malvaux	32.745	34,348.60	1,048.97
Hotrohoto / Fotie	Sudeck and Company GMBH	46.690	39,398.60	843.83
Ceiba	Innovbois	45.169	23,663.10	523.88
Essa	Al Nibras General Trading Company	52.466	45,668.94	870.45
Emire	Vandecasteele Houtimport	34.100	20,971.50	615.00
Ofram	Mondial Tranciati Srl	27.121	22,009.54	811.52
Rubberwood	Hong Kong Liangruncheng International	192.326	46,502.73	241.79
Kroma	Kelum Timber Stores	126.853	38,339.92	302.24
Potrodum	Dai Loi Trading Company Limited	51.097	35,983.23	704.21
Guarea	Sarl Rochette Stephane	31.565	35,779.08	1,133.50
Wawabima	Batiplus Industries	49.755	17,911.80	360.00
Danta	Batiplus Industries	92.440	33,278.40	360.00
Mixed Redwood	Keflico Haverland	34.380	25,097.40	730.00
Gmelina	Sunrise Timber Company Limited	44.350	8,578.75	193.43
Albizia	Timber Team International	26.221	12,061.66	460.00
Kusia	Sudeck and Company GMBH	24.696	14,323.68	580.00
Akasa	Mondial Tranciati Srl	9.327	9,742.00	1,044.52

Major Markets of Ghana's Wood Products Exports: Jan-Feb 2020/ 2021: Volume

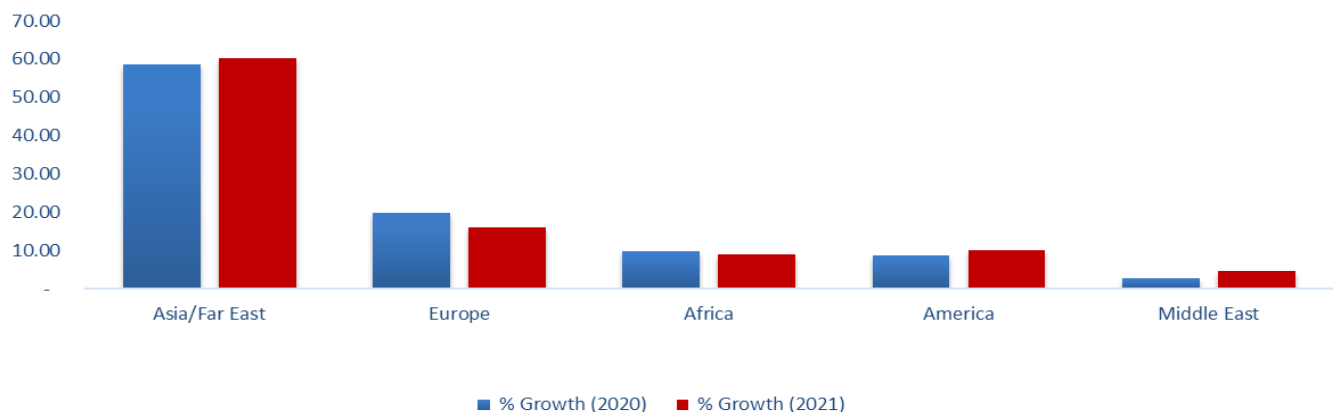
Volume(m ³) in thousands					
CONTINENT	JAN-FEB 2020	% Growth (2020)	JAN-FEB 2021	% Growth (2021)	Volume Variation
	Volume(m ³)		Volume(m ³)		
Asia/Far East	22.909	64.52	27.262	64.64	0.13
Europe	5.767	16.24	6.125	14.52	-1.72
Africa	4.248	11.96	4.633	10.99	-0.98
America	1.786	5.03	2.309	5.48	0.45
Middle East	0.798	2.25	1.843	4.37	2.12
Total	35.508	100.00	42.173	100.00	0.00

%in Volume (m³) for Exports in the Major Markets for Jan-Feb 2020 and 2021



Values (€) in millions					
CONTINENT	JAN-FEB 2020	% Growth (2020)	JAN-FEB 2021	% Growth (2021)	Value Variation
	Value(€)		Value(€)		
Asia/Far East	10.36	58.75	13.70	60.38	1.63
Europe	3.52	19.97	3.63	15.98	-3.99
Africa	1.71	9.70	2.05	9.04	-0.67
America	1.56	8.85	2.28	10.03	1.19
Middle East	0.48	2.73	1.04	4.57	1.84
Total	17.64	100.00	22.69	100.00	0.00

% in Value (€) for Exports in the Major Markets for Jan-Feb 2020 and 2021



Export of Timber and Wood Products to Ecowas Countries: Jan-Feb 2020/ 2021

ECOWAS COUNTRIES	JAN-FEB 2020			JAN-FEB 2021		
	Volume(m ³)	Value(€)	UNIT PRICE	Volume(m ³)	Value(€)	UNIT PRICE
Burkina Faso	764.953	290,228.66	379.41	1,017.464	371,947.22	365.56
Niger	1,239.242	380,981.25	307.43	619.176	212,186.24	342.69
Togo	250.051	101,667.02	406.59	855.127	327,198.27	382.63
Senegal	-	-	-	835.705	318,822.01	381.50
Benin	379.838	109,706.49	288.82	119.072	45,000.00	377.92
Cape Verde	147.957	64,611.36	436.69	68.380	31,970.92	467.55
Gambia	55.368	23,508.77	424.59	55.368	26,076.83	470.97
Mali	-	-	-	169.678	71,175.00	419.47
TOTAL	2,837.409	970,703.54	342.11	3,739.970	1,404,376.50	375.50

Comparative Export Statistics for Timber and Wood Products: Jan-Feb 2020 / 2021

PRODUCT	% GROWTH			% GROWTH		
	JAN-FEB 2020	JAN-FEB 2021	% Growth in Volume	JAN-FEB 2020	JAN-FEB 2021	% Growth in Value
	Volume(m ³)	Volume(m ³)		Value(€)	Value(€)	
Lumber (Air Dried)	19,396.032	20,658.205	6.51	8,982,147.19	10,587,398.62	17.87
Lumber (Kiln Dried)	5,915.574	6,070.040	2.61	3,537,155.03	4,103,778.11	16.02
Plywood (Overland)	2,683.913	2,835.885	5.66	901,728.48	1,053,583.56	16.84
Plywood	-	191.290	0.00	-	101,195.23	0.00
Processed L/Mouldings	1,521.600	1,808.436	18.85	1,141,642.94	1,272,946.84	11.50
Sliced Veneer	1,431.538	1,328.349	-7.21	1,377,154.35	1,596,676.44	15.94
Rotary Veneer	1,811.318	917.731	-49.33	673,861.20	489,574.19	-27.35
Sliced Veneer (Overland)	5.538	-	-100.00	4,363.69	-	-100.00
Billet	2,640.927	8,254.207	212.55	960,222.64	3,452,977.92	259.60
Boules (Air Dried)	48.452	42.420	-12.45	27,904.55	22,482.60	-19.43
Boules (Kiln Dried)	53.452	-	-100.00	32,978.62	-	-100.00
Briquettes	-	66.573	0.00	-	13,854.77	0.00
TOTAL	35,508.344	42,173.136	18.77	17,639,158.70	22,694,468.28	28.66

Timber and Wood Products Classification

PRODUCT	JAN-FEB 2020			JAN-FEB 2021		
	Volume(m ³)	Value(€)	% Share in Value	Volume(m ³)	Value(€)	% Share in Value
PRIMARY						
Billet	2,640.927	960,222.64		8,254.207	3,452,977.92	
SUB TOTAL	2,640.927	960,222.64	5.44	8,254.207	3,452,977.92	15.22
SECONDARY						
Lumber (Air Dried)	19,396.032	8,982,147.19		20,658.205	10,587,398.62	
Lumber (Kiln Dried)	5,915.574	3,537,155.03		6,070.040	4,103,778.11	
Boules (Air Dried)	48.452	27,904.55		42.420	22,482.60	
Boules (Kiln Dried)	53.452	32,978.62		-	-	
Veneers	3,248.394	2,055,379.25		2,246.080	2,086,250.63	
Plywood (Overland)	2,683.913	901,728.48		2,835.885	1,053,583.56	
Plywood	-	-		191.290	101,195.23	
Briquettes	-	-		66.573	13,854.77	
SUB TOTAL	31,345.817	15,537,293.12	88.08	32,110.493	17,968,543.52	79.18
TERTIARY						
Processed L/Mouldings	1,521.600	1,141,642.94		1,808.436	1,272,946.84	
SUB TOTAL	1,521.600	1,141,642.94	6.47	1,808.436	1,272,946.84	5.61
GRAND TOTAL						
	35,508.344	17,639,158.70	100.00	42,173.136	22,694,468.28	100.00

Product	m ³ /ft. container
Logs	11-13m ³ / 20ft
Other Products	20m ³ / 20ft

Export Performance for Timber and Wood Products

EXPORTERS PERFORMANCE - LUMBER (AIR DRIED)

EXPORTER	VOLUME (m ³)	VALUE (€)	CUMULATIVE: JAN-FEB 2021	
			VOLUME (m ³)	VALUE (€)
Multimodal Freight Services Limited	1,517.198	733,690.25	2,456.770	1,191,574.13
3RDI Shipping Agency Limited	1,010.705	488,759.15	1,100.867	532,698.01
Samartex Timber and Plywood Company Limited	1,108.055	452,080.93	1,248.029	510,219.41
Peacrok Company Limited	720.885	348,607.30	1,460.294	708,945.26
Africa Timber Resources Limited	369.708	245,828.39	590.002	393,443.44
Green Nations Limited	363.292	241,562.22	653.598	411,796.62
Panchtatva Associates Limited	470.947	227,741.68	978.000	474,845.04
Duakron Ghana Limited	451.250	218,216.56	1,118.905	543,586.47
Fortune Exim Ghana Limited	450.357	217,784.72	1,135.463	551,659.07
Nasorp Merchantile Company Limited	415.819	214,389.55	996.285	521,045.53
Askraf International Company Limited	434.362	213,328.69	488.676	239,797.66
PM Overseas Ghana Limited	360.936	174,542.30	1,064.830	517,572.65
Dark Andoh Global Company Limited	180.149	163,561.95	342.289	304,035.21
Geavag Company Limited	252.508	133,596.53	324.689	180,349.86
Regent Industries Ghana Limited	270.021	130,577.40	702.056	341,122.06
Logs and Lumber Limited	272.553	126,799.56	272.553	126,799.56
Mawuli Elliot Limited	234.432	124,838.79	613.032	309,342.84
Amoasly Company Limited	234.808	113,549.02	288.993	139,955.12
Kete Krachi Timber Recovery Limited	95.192	98,891.38	113.394	119,847.76
F Wood and Trading Company Limited	162.584	78,622.76	343.169	166,627.68
MKR Commodities Limited	162.379	78,523.63	270.571	131,249.09
Isaac Manu 2010 Limited	162.347	78,508.15	234.430	113,636.53
Ibrahim and Sons Company Limited	129.309	68,362.11	205.437	119,374.12
Gran Pa Shipping and Company Limited	126.614	61,228.30	289.286	140,503.64
Delin Wood Limited	110.391	60,056.04	276.083	150,896.50
Richtuah Company Limited	108.338	55,665.23	289.381	154,921.87
John Bitar and Company Limited	114.013	55,134.68	136.178	65,936.40
A List Enterprise Ghana Limited	90.433	54,664.76	144.662	87,699.19
Eastwest Exports Limited	73.270	53,413.86	146.009	106,851.83
Ere Oseiwaa Company Limited	108.456	52,447.41	180.781	87,693.73
Beghap Company Limited	108.124	52,286.86	162.209	78,644.24
Jonada Global Company Limited	90.305	49,128.65	90.305	49,128.65
Nach Company Limited	90.128	43,584.31	162.257	78,735.11
Juben Empire Ghana Limited	90.007	43,525.80	236.098	111,401.79
Makarios Logistics Limited	36.150	40,425.98	36.150	40,425.98
Rock Age Impex Limited	72.288	34,957.20	162.719	79,027.16
Vickymart Plus Company Limited	72.020	34,827.60	72.020	34,827.60
Benediction Company Limited	36.182	32,264.13	108.518	92,871.47
Primus Freight Services Limited	20.200	22,589.34	20.200	22,589.34
WR Company Limited	57.454	21,303.21	57.454	21,303.21
Speed Bee Timber Company Limited	36.270	17,539.53	36.270	17,539.53
AIM Manufacturing Company Limited	36.125	17,469.41	198.290	96,497.67
Arena Resources Limited	36.057	17,436.53	108.147	52,568.32
Mere Plantations Limited	44.185	14,956.96	44.185	14,956.96
Broadwater Company Limited	24.696	14,323.68	24.696	14,323.68
Adras Company Limited	26.221	12,061.66	26.221	12,061.66

Pan Afro King Company Limited	18.260	8,830.21	18.260	8,830.21
Smith Timber Export Limited	18.046	8,726.73	54.056	26,275.57
Sandylord Company Limited	18.038	8,722.86	54.157	26,324.82
Renas Prestige Company Limited	18.015	8,711.74	180.103	87,702.47
Nihar Exim Ghana Limited	18.001	8,704.97	54.203	26,347.37
K V Global Company Limited	18.000	8,704.48	18.000	8,704.48
Best Quote Limited	-	-	72.204	35,187.35
Erivankes Company Limited	-	-	18.459	20,802.48
Indiana Woods Limited	-	-	36.030	17,558.59
Geetanjali Trading Company Limited	-	-	36.004	17,545.92
Mcken Logistics Company Limited	-	-	36.000	17,543.97
Pas Timbers Limited	-	-	20.087	12,052.20
Felixo Prestige Company Limited	-	-	22.672	9,748.96
Star Sawmill Products Limited	-	-	19.614	8,841.65
G L Interlink Limited	-	-	7.905	3,003.90
GRAND TOTAL	11,546.083	5,886,055.17	20,658.205	10,587,398.62

MOVING SPECIES - LUMBER (AIR DRIED)

SPECIES	VOLUME (m ³)	VALUE (€)	CUMULATIVE: JAN-FEB 2021	
			VOLUME (m ³)	VALUE (€)
Teak	8,495.546	4,201,851.96	16,130.360	7,998,672.38
Denya	946.024	574,403.89	1,430.361	864,779.61
Kako / Ekki	438.293	291,432.32	737.062	489,338.97
Papao/ Apa	205.816	222,600.46	296.777	325,553.04
Black Ofram	367.436	112,044.31	367.436	112,044.31
Senya	181.245	98,602.75	564.116	308,511.38
Walnut / Lovoa	205.670	82,696.56	205.670	82,696.56
Wawa	155.143	66,931.41	155.143	66,931.41
Dahoma	114.748	55,259.08	156.527	74,902.45
Kroma	126.853	38,339.92	126.853	38,339.92
Potrodum	51.097	35,983.23	69.627	49,528.64
Danta	92.440	33,278.40	92.440	33,278.40
Wawabima	49.755	17,911.80	49.755	17,911.80
Albizia	34.229	14,921.14	34.229	14,921.14
Emire	26.585	14,355.90	26.585	14,355.90
Kusia	24.696	14,323.68	24.696	14,323.68
Sapele	24.470	8,563.88	24.470	8,563.88
Odum	6.037	2,554.46	6.037	2,554.46
Guarea	-	-	68.380	31,970.92
Ananta	-	-	71.594	26,167.56
Niangon	-	-	20.087	12,052.20
GRAND TOTAL	11,546.083	5,886,055.17	20,658.205	10,587,398.62

DIRECTION OF TRADE - LUMBER (AIR DRIED)

DESTINATION	VOLUME (m ³)	VALUE (€)	CUMULATIVE: JAN-FEB 2021	
			VOLUME (m ³)	VALUE (€)
India	8,657.176	4,317,463.57	16,422.092	8,201,463.01
Vietnam	968.273	667,649.71	1,221.951	859,169.27
United Arab Emirates	553.634	322,117.62	868.515	541,547.17
Senegal	644.415	217,626.79	644.415	217,626.79

China	128.465	80,267.91	475.200	270,365.01
Egypt	114.013	55,134.68	136.178	65,936.40
Bangladesh	90.433	54,664.76	144.662	87,699.19
France	118.665	53,146.08	118.665	53,146.08
Germany	99.575	42,154.27	194.827	86,015.83
United Kingdom	63.063	28,141.23	63.063	28,141.23
Lebanon	57.454	21,303.21	77.068	30,144.86
Belgium	24.696	14,323.68	107.172	54,987.26
Portugal	26.221	12,061.66	44.423	33,018.04
Cape Verde	-	-	68.380	31,970.92
Sri Lanka	-	-	71.594	26,167.56
GRAND TOTAL	11,546.083	5,886,055.17	20,658.205	10,587,398.62

EXPORTERS PERFORMANCE - LUMBER (KILN DRIED)

EXPORTER	VOLUME (m ³)	VALUE (€)	CUMULATIVE: JAN-FEB 2021	
			VOLUME (m ³)	VALUE (€)
Samartex Timber and Plywood Company Limited	905.005	850,952.51	1,549.837	1,465,270.48
Logs Court Limited	338.514	263,093.76	390.329	284,337.91
Logs and Lumber Limited	439.871	213,934.48	973.851	527,928.66
John Bitar and Company Limited	241.453	131,574.75	646.522	382,995.12
Ayipah Wood Company Limited	146.767	130,799.92	290.832	278,122.12
Boison Construction Works Limited	237.406	101,579.20	421.049	175,088.81
Specialized Timber Products Limited	130.015	83,809.08	405.880	219,590.81
Adras Company Limited	142.785	76,732.41	305.901	147,534.53
Evergreen Timbers Limited	64.432	64,091.41	64.432	64,091.41
Kete Krachi Timber Recovery Limited	84.295	62,577.32	123.165	84,741.12
Prestige Innovation and Processing Company	192.326	46,502.73	192.326	46,502.73
Modern Wood Technology and Company Limited	44.691	43,223.56	44.691	43,223.56
Mondial Veneer Ghana Limited	34.943	39,709.88	34.943	39,709.88
Buadac Company Limited	35.380	34,218.29	68.848	67,653.87
Asuo Bomosadu Timber and Sawmills Limited	33.428	22,833.33	130.314	64,591.60
Fosu and Fosuaa Company Limited	35.479	15,255.97	35.479	15,255.97
Ayum Forest Products Limited	20.790	12,162.15	20.790	12,162.15
Sunstex Company Limited	-	-	175.705	79,290.92
Coppon Wood Processing Limited	-	-	34.853	33,120.74
Emanro Wood Processing Limited	-	-	49.583	30,204.25
Carpo Timber and Trading Limited	-	-	52.320	19,881.60
Lethnass Limited	-	-	47.072	18,304.32
Ibrahim and Sons Company Limited	-	-	11.318	4,175.54
GRAND TOTAL	3,127.580	2,193,050.76	6,070.040	4,103,778.11

MOVING SPECIES - LUMBER (KILN DRIED)

SPECIES	VOLUME (m ³)	VALUE (€)	CUMULATIVE: JAN-FEB 2021	
			VOLUME (m ³)	VALUE (€)
Mahogany	793.109	841,017.83	1,376.039	1,419,233.96
Wawa	1,040.761	445,422.81	2,482.520	1,059,870.39
Cedrela	333.706	311,600.74	571.479	526,936.47
Odum	180.598	163,145.48	316.285	306,870.98
Dahoma	98.070	58,053.08	128.622	76,664.31

Rubberwood	192.326	46,502.73	192.326	46,502.73
Essa	52.466	45,668.94	52.466	45,668.94
Edinam	71.238	42,723.38	209.304	157,268.35
Black Ofram	74.224	41,191.53	104.392	54,163.77
Emire	67.570	41,143.39	69.147	42,042.28
Sapele	32.453	37,272.54	32.453	37,272.54
Niangon	54.063	36,784.17	54.063	36,784.17
Makore	34.954	25,166.88	34.954	25,166.88
Papao/ Apa	33.168	22,064.28	33.168	22,064.28
Koto / Kyere	33.395	20,037.00	266.108	160,279.82
Ofram	35.479	15,255.97	35.479	15,255.97
Mixed Redwood	-	-	67.670	45,344.45
White Ofram	-	-	30.446	14,466.39
Black Hyedua	-	-	3.599	4,678.70
Utile	-	-	5.402	4,483.66
Walnut / Lovoa	-	-	4.118	2,759.06
GRAND TOTAL	3,127.580	2,193,050.76	6,070.040	4,103,778.11

DIRECTION OF TRADE - LUMBER (KILN DRIED)

DESTINATION	VOLUME (m ³)	VALUE (€)	CUMULATIVE: JAN-FEB 2021	
			VOLUME (m ³)	VALUE (€)
United States of America	905.985	938,540.03	1,497.425	1,571,733.24
Canada	200.638	199,964.25	270.369	267,079.35
Belgium	332.830	170,160.41	769.248	373,814.57
Greece	120.132	101,531.79	190.675	166,008.44
Estonia	231.395	100,422.48	467.112	202,251.04
Saudi Arabia	175.195	91,680.31	314.665	156,802.85
France	169.594	75,136.32	259.302	115,112.45
China	241.076	73,024.21	299.083	110,925.87
Germany	153.617	67,734.12	479.103	210,034.30
United Arab Emirates	52.466	45,668.94	52.466	45,668.94
Lebanon	44.691	43,223.56	44.691	43,223.56
Pakistan	71.238	42,723.38	204.331	154,607.79
Finland	86.539	41,081.90	155.205	82,326.92
United Kingdom	78.281	39,440.62	131.622	60,059.27
Egypt	30.234	35,820.54	221.186	184,209.79
Netherlands	68.874	35,292.97	324.358	151,796.94
Italy	50.565	28,731.50	50.565	28,731.50
Israel	33.428	22,833.33	68.569	38,466.13
South Africa	50.453	21,694.79	50.453	21,694.79
Qatar	30.349	18,345.30	30.349	18,345.30
Vietnam	-	-	67.670	45,344.45
Ireland	-	-	49.386	23,952.21
Iraq	-	-	41.761	17,122.01
Turkey	-	-	30.446	14,466.39
GRAND TOTAL	3,127.580	2,193,050.76	6,070.040	4,103,778.11

EXPORTERS PERFORMANCE - BILLET

EXPORTER	VOLUME (m ³)	VALUE (€)	CUMULATIVE: JAN-FEB 2021	
			VOLUME (m ³)	VALUE (€)
Krish Sun Company Limited	845.033	357,562.70	1,314.625	557,804.17
3RDI Shipping Agency Limited	474.263	200,677.08	474.263	200,677.08
Dark Andoh Global Company Limited	350.183	148,174.54	595.119	252,619.14
Arena Resources Limited	319.441	135,166.54	616.970	262,037.62
Rock Age Impex Limited	285.009	120,597.17	532.014	225,924.02
Mawuli Elliot Limited	277.564	117,446.93	620.841	263,825.69
PM Overseas Ghana Limited	232.932	98,561.59	876.331	372,917.12
Beloved Knowledge Links Limited	207.771	87,915.10	325.205	137,990.82
AIM Manufacturing Company Limited	145.110	61,401.06	357.966	152,166.23
Multimodal Freight Services Limited	124.863	52,833.86	422.763	179,863.14
Richtuah Company Limited	135.376	52,219.65	179.396	70,990.47
Geavag Company Limited	88.522	37,456.72	99.594	42,178.00
Askraf International Company Limited	88.123	37,287.89	88.123	37,287.89
Star Exim Ghana Limited	77.523	32,802.66	188.248	80,017.56
Nabe Wood Processing Limited	67.475	28,551.01	67.475	28,551.01
Brown Brothers Company Limited	67.129	28,404.60	78.239	33,142.08
Nihar Exim Ghana Limited	44.532	18,843.03	44.532	18,843.03
Absdjaney Ghana Limited	44.012	18,623.00	220.073	93,698.20
Eastwest Exports Limited	39.752	16,820.45	317.548	135,277.06
K V Global Company Limited	34.800	14,725.08	114.201	48,582.93
Mukhi Brother's Ghana Limited	34.252	14,493.21	34.252	14,493.21
Speed Bee Timber Company Limited	33.317	14,097.58	77.498	32,937.05
Avenue Wood Limited	30.700	12,990.23	52.722	22,380.76
Pan Afro King Company Limited	22.096	9,349.58	22.096	9,349.58
Masae Ghana Limited	22.048	9,329.27	55.261	23,491.82
Banyan Trade Africa Limited	22.017	9,316.15	176.925	75,371.38
Anish AG International Limited	22.008	9,312.35	22.008	9,312.35
Ack International Export Limited	44.350	8,578.75	44.350	8,578.75
Gran Pa Shipping and Company Limited	11.020	4,662.94	22.035	9,359.91
Africa Timber Resources Limited	22.733	4,397.31	22.733	4,397.31
Mere Plantations Limited	-	-	88.572	26,437.95
PVN International Limited	-	-	91.227	17,783.15
Panchtatva Associates Limited	-	-	11.002	4,691.43
GRAND TOTAL	4,213.954	1,762,598.04	8,254.207	3,452,977.92

MOVING SPECIES - BILLET

SPECIES	VOLUME (m ³)	VALUE (€)	CUMULATIVE: JAN-FEB 2021	
			VOLUME (m ³)	VALUE (€)
Teak	4,124.831	1,745,358.72	8,073.857	3,417,955.44
Gmelina	89.123	17,239.33	180.350	35,022.47
GRAND TOTAL	4,213.954	1,762,598.04	8,254.207	3,452,977.92

DIRECTION OF TRADE - BILLET

DESTINATION	VOLUME (m ³)	VALUE (€)	CUMULATIVE: JAN-FEB 2021	
			VOLUME (m ³)	VALUE (€)
India	3,751.439	1,577,176.37	7,674.258	3,217,480.53
United Arab Emirates	230.504	92,312.41	347.938	142,388.13

Vietnam	187.171	79,198.53	187.171	79,198.53
China	22.800	9,647.47	22.800	9,647.47
Bangladesh	22.040	4,263.26	22.040	4,263.26
GRAND TOTAL	4,213.954	1,762,598.04	8,254.207	3,452,977.92

EXPORTERS PERFORMANCE - SLICED VENEER

EXPORTER	VOLUME (m ³)	VALUE (€)	CUMULATIVE: JAN-FEB 2021	
			VOLUME (m ³)	VALUE (€)
Logs and Lumber Limited	200.398	234,550.38	359.335	461,663.80
Samartex Timber and Plywood Company Limited	187.641	218,738.25	296.473	357,917.59
Ayum Forest Products Limited	86.777	174,207.62	87.398	175,845.54
Mondial Veneer Ghana Limited	182.305	156,282.36	275.787	235,240.94
John Bitar and Company Limited	64.315	65,621.75	264.188	342,345.48
Xylogi Company Limited	45.169	23,663.10	45.169	23,663.10
GRAND TOTAL	766.605	873,063.47	1,328.349	1,596,676.44

MOVING SPECIES - SLICED VENEER

SPECIES	VOLUME (m ³)	VALUE (€)	CUMULATIVE: JAN-FEB 2021	
			VOLUME (m ³)	VALUE (€)
Koto / Kyere	215.507	306,054.18	237.115	347,385.28
Makore	116.327	108,499.31	223.706	198,380.34
Asanfina	118.132	107,447.41	254.281	247,477.02
Chenchen	75.618	81,167.69	160.176	179,721.83
Sapele	37.253	70,127.48	64.878	124,138.61
Ceiba	72.238	60,976.02	79.488	74,960.53
Ofram	68.457	42,677.62	94.748	64,217.70
Essa	15.454	21,796.77	26.569	44,367.73
Dahoma	0.017	16,882.36	0.017	16,882.36
Black Ofram	11.808	16,535.72	22.398	40,189.85
Wawabima	10.258	15,501.46	10.258	15,501.46
Mahogany	11.177	11,125.47	65.400	120,791.35
Akasa	9.327	9,742.00	14.222	15,431.75
Emire	5.033	4,529.98	5.033	4,529.98
Edinam	-	-	15.845	41,330.37
Wawa	-	-	13.530	17,589.06
Antadua	-	-	10.772	14,217.71
Walnut / Lovoa	-	-	10.018	10,171.39
Berlina	-	-	6.329	7,710.41
Albizia	-	-	5.857	6,540.91
Yaya	-	-	7.711	5,140.79
GRAND TOTAL	766.605	873,063.47	1,328.349	1,596,676.44

DIRECTION OF TRADE - SLICED VENEER

DESTINATION	VOLUME (m ³)	VALUE (€)	CUMULATIVE: JAN-FEB 2021	
			VOLUME (m ³)	VALUE (€)
China	96.638	192,764.88	174.285	311,767.76
Italy	182.305	156,282.36	339.021	304,861.07
India	72.311	143,305.63	72.931	144,943.55
Egypt	106.742	89,362.90	268.802	264,109.45

Vietnam	71.441	79,655.73	71.441	79,655.73
Morocco	96.077	48,707.70	96.077	48,707.70
Portugal	83.122	48,525.25	83.122	48,525.25
Spain	19.251	41,666.02	19.251	41,666.02
Denmark	18.065	39,948.12	36.113	76,939.41
Belgium	0.017	16,882.36	0.017	16,882.36
United States of America	11.096	8,272.65	49.320	95,355.34
United Arab Emirates	9.541	7,689.87	9.541	7,689.87
Pakistan	-	-	36.687	53,636.01
Germany	-	-	19.932	52,421.94
Greece	-	-	32.673	39,947.37
Qatar	-	-	19.135	9,567.62
GRAND TOTAL	766.605	873,063.47	1,328.349	1,596,676.44

EXPORTERS PERFORMANCE - PROCESSED L/MOULDTINGS

EXPORTER	VOLUME (m ³)	VALUE (€)	CUMULATIVE: JAN-FEB 2021	
			VOLUME (m ³)	VALUE (€)
Samartex Timber and Plywood Company Limited	480.816	374,755.42	687.418	538,098.67
Logs and Lumber Limited	420.636	235,908.04	755.575	425,707.40
John Bitar and Company Limited	57.441	51,587.88	195.552	175,482.73
Asuo Bomosadu Timber and Sawmills Limited	54.777	41,154.60	115.089	87,818.72
Modern Wood Technology and Company Limited	12.514	15,391.97	12.514	15,391.97
Ayum Forest Products Limited	-	-	42.288	30,447.36
GRAND TOTAL	1,026.184	718,797.91	1,808.436	1,272,946.84

MOVING SPECIES - PROCESSED L/MOULDTINGS

SPECIES	VOLUME (m ³)	VALUE (€)	CUMULATIVE: JAN-FEB 2021	
			VOLUME (m ³)	VALUE (€)
Wawa	539.327	264,435.05	1,039.366	538,571.40
Sapele	73.981	87,904.53	73.981	87,904.53
Hotrohoto / Fotie	86.113	73,696.61	128.684	109,881.96
Denya	81.215	68,625.28	104.645	90,883.78
Niangon	32.244	40,305.00	32.244	40,305.00
Guarea	31.565	35,779.08	31.565	35,779.08
Mahogany	33.460	35,354.85	33.460	35,354.85
Edinam	32.745	34,348.60	32.745	34,348.60
Odum	26.889	28,687.55	48.750	55,160.35
Mixed Redwood	34.380	25,097.40	34.380	25,097.40
Dahoma	17.595	13,196.25	37.950	27,444.75
Ceiba	36.670	11,367.70	54.333	23,837.52
Makore	-	-	73.820	80,711.15
Papao/ Apa	-	-	25.312	35,606.23
Ayan / B'Dua	-	-	18.375	18,007.50
Potrodum	-	-	15.488	12,390.40
Black Ofram	-	-	7.848	10,045.44
Kusia	-	-	11.264	8,658.70
Otie	-	-	3.938	2,756.60
Ofram	-	-	0.288	201.60
GRAND TOTAL	1,026.184	718,797.91	1,808.436	1,272,946.84

DIRECTION OF TRADE - PROCESSED L/MOULDINGS

DESTINATION	VOLUME (m ³)	VALUE (€)	CUMULATIVE: JAN-FEB 2021	
			VOLUME (m ³)	VALUE (€)
France	169.056	174,129.01	206.172	215,199.84
Germany	355.874	167,608.95	730.295	379,978.54
Belgium	67.627	67,255.78	239.570	228,325.43
Croatia	104.313	47,489.60	155.439	69,729.41
Denmark	103.296	45,312.24	154.944	67,547.61
Greece	32.244	40,305.00	32.244	40,305.00
Bulgaria	46.690	39,398.60	46.690	39,398.60
United Kingdom	40.160	39,250.77	40.160	39,250.77
Russia	39.423	34,298.01	81.994	70,483.36
Spain	26.889	28,687.55	47.358	53,211.55
United States of America	23.017	21,866.15	46.447	44,124.65
Israel	17.595	13,196.25	17.595	13,196.25
Finland	-	-	9.528	12,195.84
GRAND TOTAL	1,026.184	718,797.91	1,808.436	1,272,946.84

EXPORTERS PERFORMANCE - PLYWOOD (OVERLAND)

EXPORTER	VOLUME (m ³)	VALUE (€)	CUMULATIVE: JAN-FEB 2021	
			VOLUME (m ³)	VALUE (€)
Jussak Company Limited	591.193	213,841.58	719.981	257,273.50
Logs and Lumber Limited	506.056	191,250.00	1,112.727	423,749.99
Wood Pillar Limited	273.866	93,150.00	571.546	194,399.99
John Bitar and Company Limited	125.022	65,096.73	125.022	65,096.73
Naumuro Forest Products Company Limited	83.350	42,312.85	83.350	42,312.85
Asuo Bomosadu Timber and Sawmills Limited	83.350	29,100.00	169.677	56,175.00
Ayum Forest Products Limited	-	-	53.582	14,575.50
GRAND TOTAL	1,662.837	634,751.15	2,835.89	1,053,583.56

MOVING SPECIES - PLYWOOD (OVERLAND)

SPECIES	VOLUME (m ³)	VALUE (€)	CUMULATIVE: JAN-FEB 2021	
			VOLUME (m ³)	VALUE (€)
Ceiba	1,537.815	569,654.43	2,526.898	913,036.84
Mixed Redwood	125.022	65,096.73	125.022	65,096.73
Ofram	-	-	98.234	45,450.00
Makore	-	-	85.731	30,000.00
GRAND TOTAL	1,662.837	634,751.15	2,835.885	1,053,583.56

DIRECTION OF TRADE - PLYWOOD (OVERLAND)

DESTINATION	VOLUME (m ³)	VALUE (€)	CUMULATIVE: JAN-FEB 2021	
			VOLUME (m ³)	VALUE (€)
Togo	565.592	219,610.60	855.127	327,198.27
Burkina Faso	506.052	199,946.72	1,017.464	371,947.22
Niger	416.753	144,117.00	619.176	212,186.24
Benin	119.072	45,000.00	119.072	45,000.00
Gambia	55.368	26,076.83	55.368	26,076.83
Mali	-	-	169.678	71,175.00
GRAND TOTAL	1,662.837	634,751.15	2,835.885	1,053,583.56

EXPORTERS PERFORMANCE - ROTARY VENEER

EXPORTER	VOLUME (m ³)	VALUE (€)	CUMULATIVE: JAN-FEB 2021	
			VOLUME (m ³)	VALUE (€)
Samartex Timber and Plywood Company Limited	178.536	119,483.97	417.084	288,744.22
John Bitar and Company Limited	249.107	108,837.00	500.647	200,829.97
GRAND TOTAL	427.643	228,320.98	917.731	489,574.19

MOVING SPECIES - ROTARY VENEER

SPECIES	VOLUME (m ³)	VALUE (€)	CUMULATIVE: JAN-FEB 2021	
			VOLUME (m ³)	VALUE (€)
Essa	237.608	152,044.96	445.680	298,725.11
Ceiba	169.797	64,942.74	369.540	127,853.74
Ohaa	20.238	11,333.28	20.238	11,333.28
Wawabima	-	-	60.012	38,750.67
Otie	-	-	22.261	12,911.38
GRAND TOTAL	427.643	228,320.98	917.731	489,574.19

DIRECTION OF TRADE - ROTARY VENEER

DESTINATION	VOLUME (m ³)	VALUE (€)	CUMULATIVE: JAN-FEB 2021	
			VOLUME (m ³)	VALUE (€)
United States of America	148.340	87,292.31	177.876	103,462.90
Canada	89.268	64,752.65	267.804	195,262.22
Denmark	48.300	23,667.00	48.300	23,667.00
Morocco	60.727	23,479.98	60.727	23,479.98
Italy	40.222	16,893.24	40.222	16,893.24
Spain	40.786	12,235.80	218.050	68,650.84
Egypt	-	-	60.012	38,750.67
Qatar	-	-	44.740	19,407.34
GRAND TOTAL	427.643	228,320.98	917.731	489,574.19

EXPORTERS PERFORMANCE - PLYWOOD

EXPORTER	VOLUME (m ³)	VALUE (€)	CUMULATIVE: JAN-FEB 2021	
			VOLUME (m ³)	VALUE (€)
Samartex Timber and Plywood Company Limited	191.290	101,195.23	191.290	101,195.23
GRAND TOTAL	191.290	101,195.23	191.290	101,195.23

MOVING SPECIES - PLYWOOD

SPECIES	VOLUME (m ³)	VALUE (€)	CUMULATIVE: JAN-FEB 2021	
			VOLUME (m ³)	VALUE (€)
Walnut / Lovoa	191.290	101,195.23	191.290	101,195.23
GRAND TOTAL	191.290	101,195.23	191.290	101,195.23

DIRECTION OF TRADE - PLYWOOD

DESTINATION	VOLUME (m ³)	VALUE (€)	CUMULATIVE: JAN-FEB 2021	
			VOLUME (m ³)	VALUE (€)
Senegal	191.290	101,195.23	191.290	101,195.23
GRAND TOTAL	191.290	101,195.23	191.290	101,195.23

EXPORTERS PERFORMANCE - BRIQUETTES

EXPORTER	VOLUME (m ³)	VALUE (€)	CUMULATIVE: JAN-FEB 2021	
			VOLUME (m ³)	VALUE (€)
Sustainable Biomass Solution Ghana Limited	38.042	7,917.07	66.573	13,854.77
GRAND TOTAL	38.042	7,917.07	66.573	13,854.77

MOVING SPECIES - BRIQUETTES

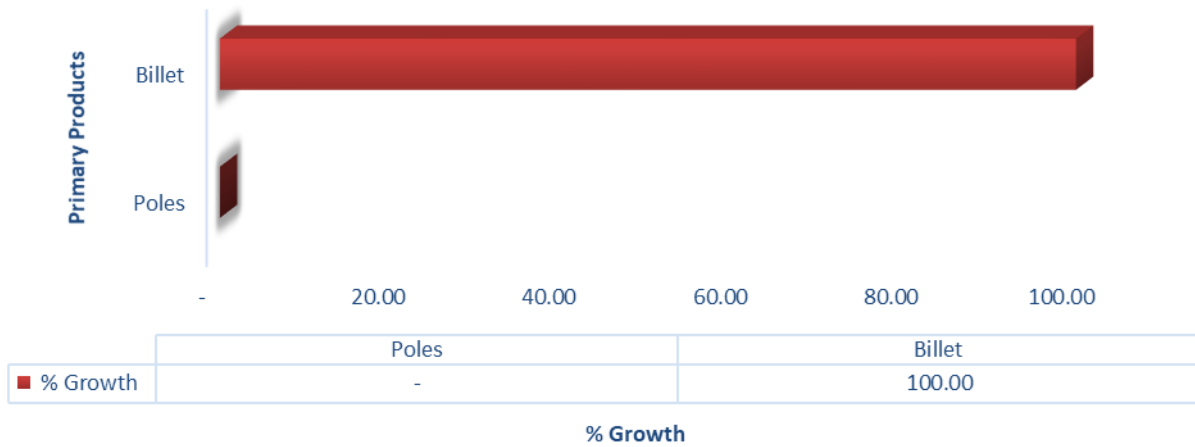
SPECIES	VOLUME (m ³)	VALUE (€)	CUMULATIVE: JAN-FEB 2021	
			VOLUME (m ³)	VALUE (€)
Wawa	38.042	7,917.07	66.573	13,854.77
GRAND TOTAL	38.042	7,917.07	66.573	13,854.77

DIRECTION OF TRADE - BRIQUETTES

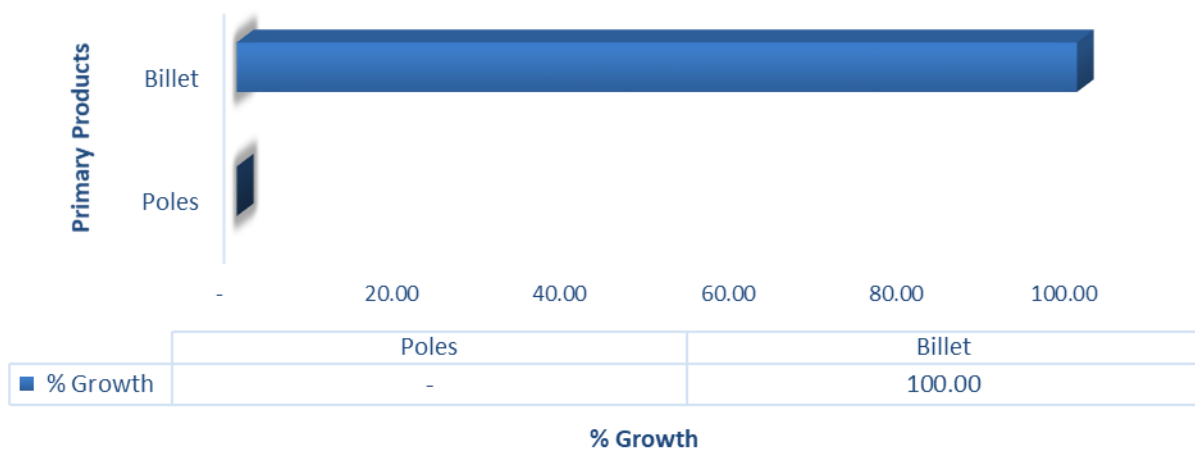
DESTINATION	VOLUME (m ³)	VALUE (€)	CUMULATIVE: JAN-FEB 2021	
			VOLUME (m ³)	VALUE (€)
United Kingdom	38.042	7,917.07	66.573	13,854.77
GRAND TOTAL	38.042	7,917.07	66.573	13,854.77

APPENDIX A

Cumulative Volumes (m³) for Primary Wood Products - Jan-Feb 2021

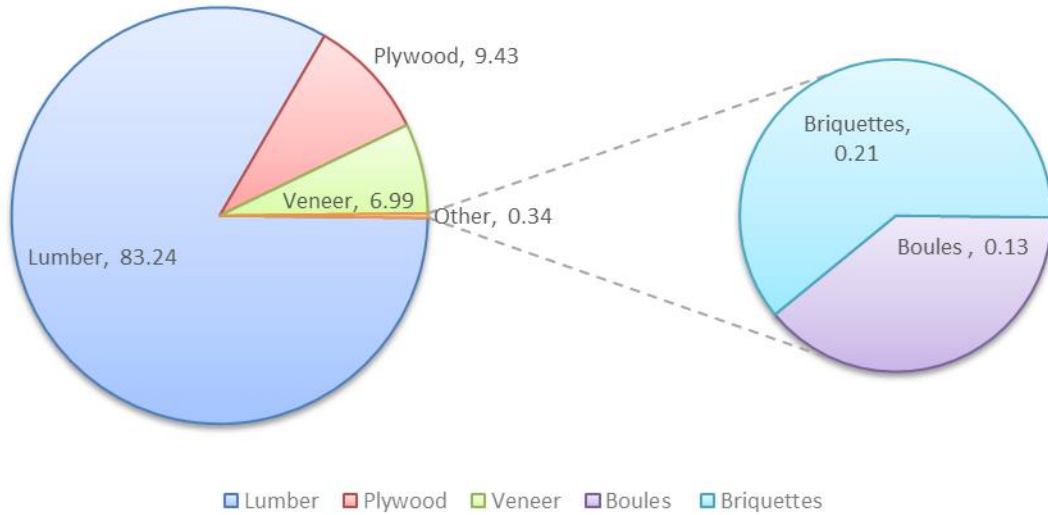


Cumulative Values (€) for Primary Wood Products - Jan-Feb 2021

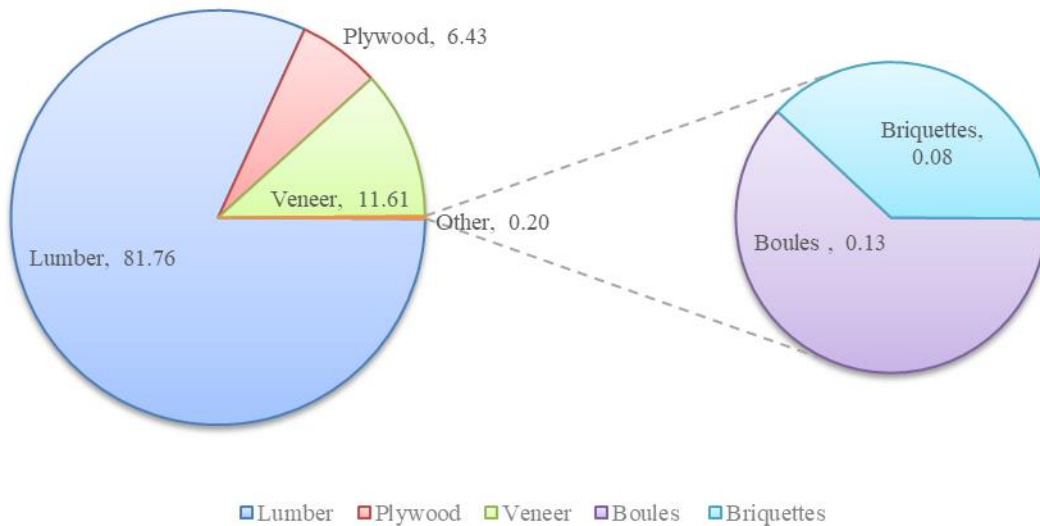


APPENDIX B

Secondary Wood Products - Volumes(m³)




Secondary Wood Products - Value (€)

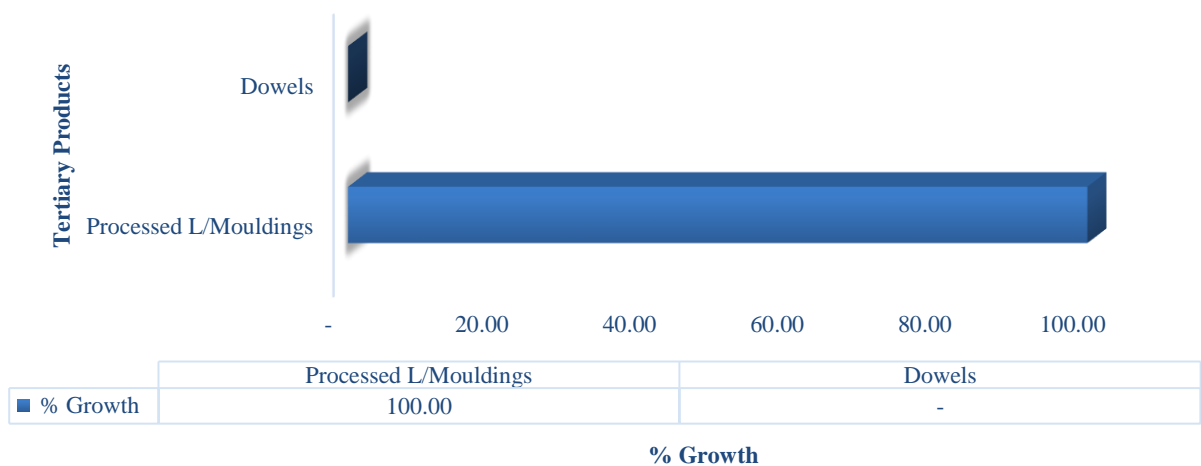


APPENDIX C

Cumulative Volumes (m³) for Tertiary Wood Products - Jan-Feb 2021

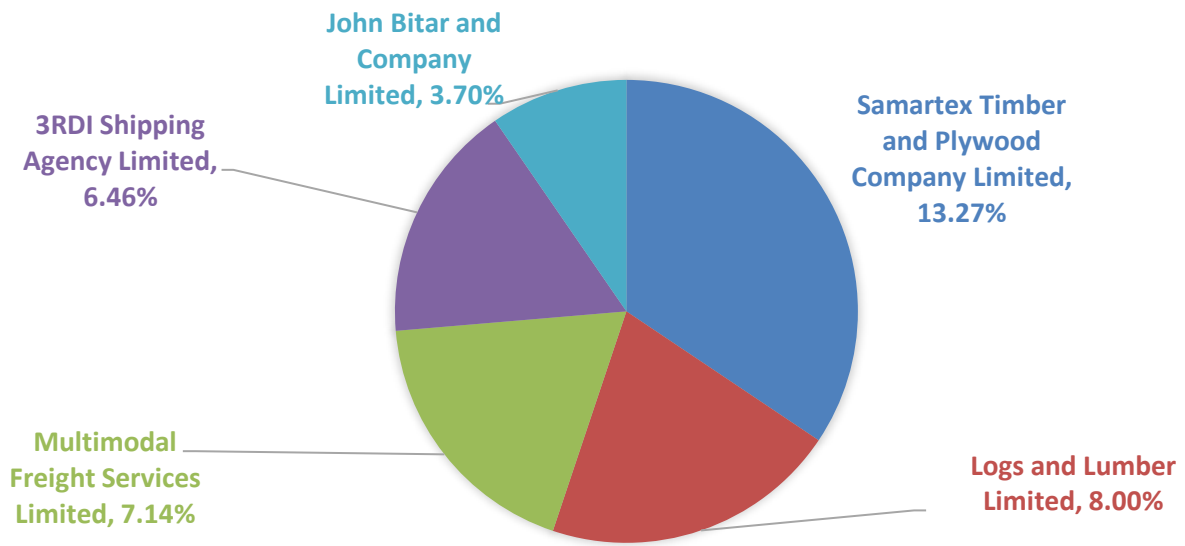


Cumulative Values (€) for Tertiary Wood Products - Jan-Feb 2021

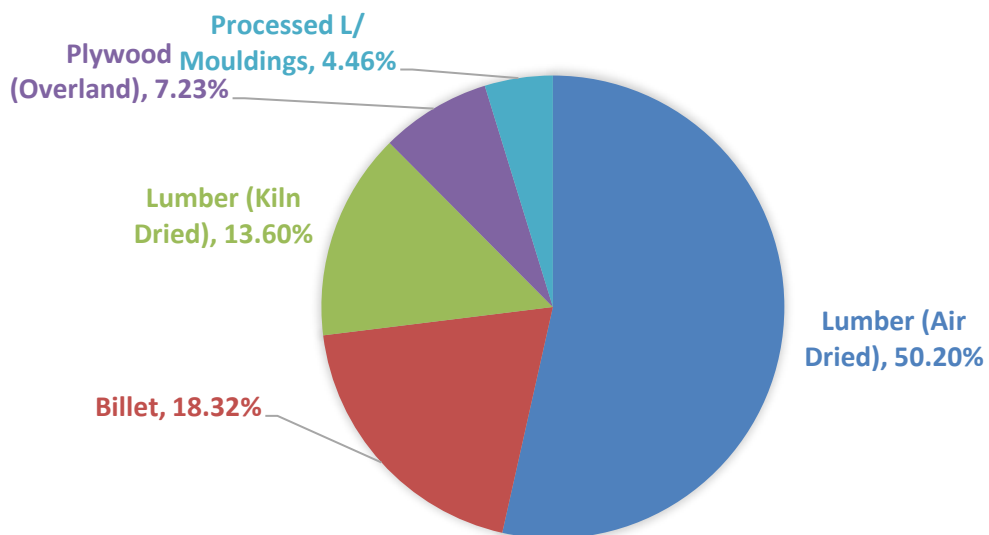


APPENDIX D

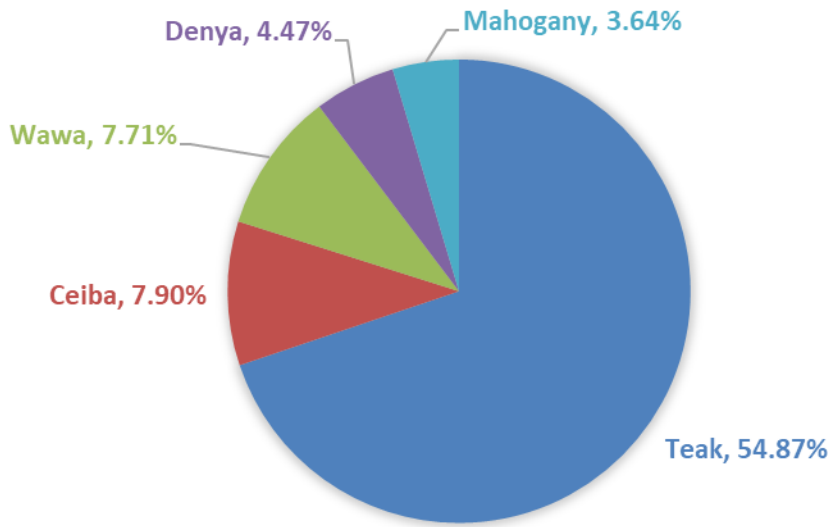
TOP 5 EXPORTERS FOR FEBRUARY 2021



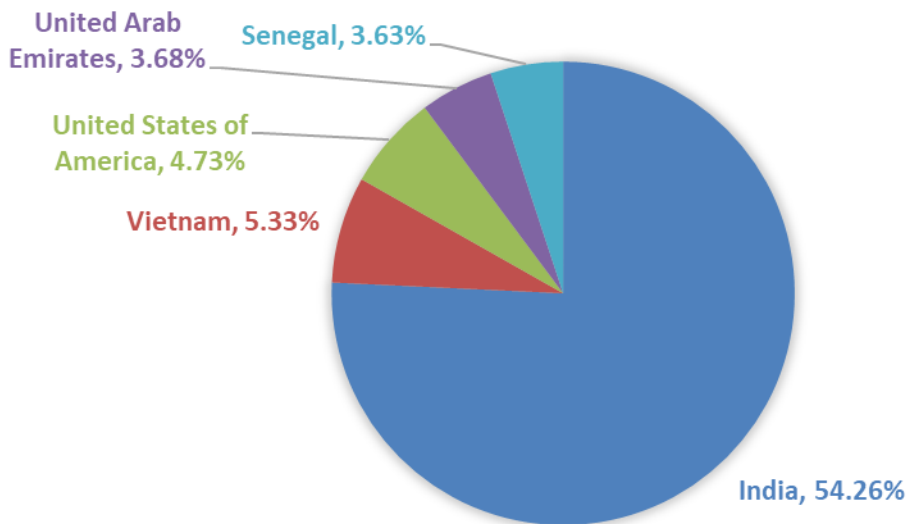
TOP 5 PRODUCTS FOR FEBRUARY 2021



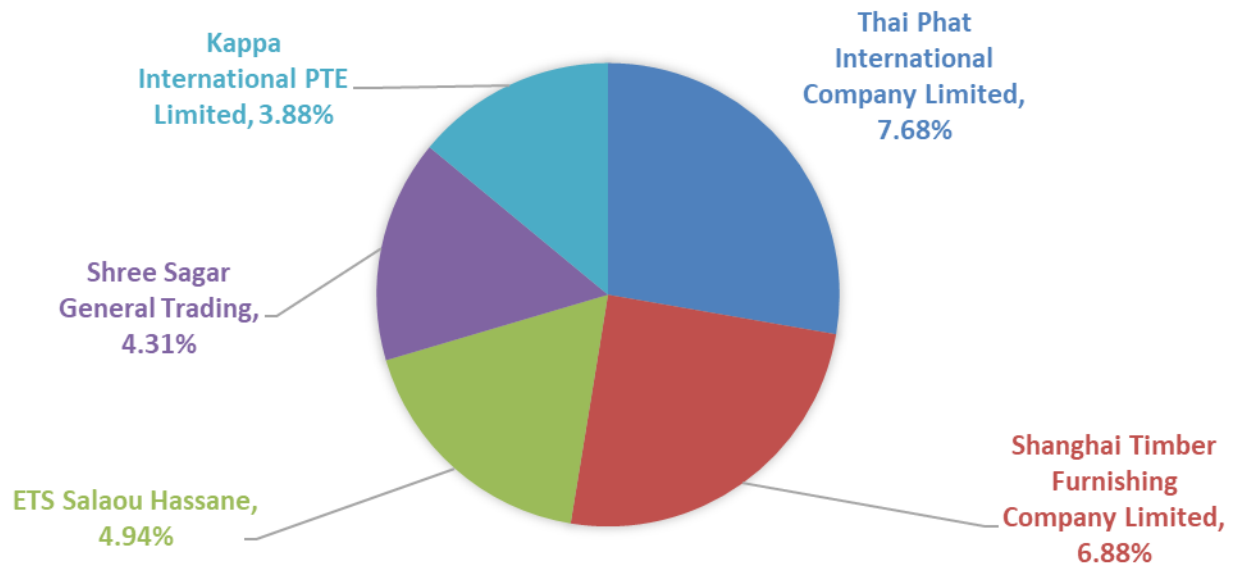
TOP 5 SPECIES FOR FEBRUARY 2021



TOP 5 DESTINATIONS FOR FEBRUARY 2021



TOP 5 BUYERS FOR FEBRUARY 2021



GHANA FORESTRY COMMISSION

V
I
S
I
O
N

“TO LEAVE FUTURE
GENERATIONS AND ITS
COMMUNITIES WITH RICHER,
BETTER, MORE VALUABLE
FORESTRY AND WILDLIFE
ENDOWMENTS THAN WE
INHERITED.”

M
I
S
S
I
O
N

“TO SUSTAINABLY
DEVELOP AND MANAGE
GHANA’S FORESTRY
AND WILDLIFE
RESOURCES.”