



REPORT ON EXPORT OF GHANA'S TIMBER AND WOOD PRODUCTS JANUARY, 2021

Table of Contents: Ghana's Timber and Wood Products Export

REPORT ON EXPORT OF GHANA'S TIMBER AND WOOD PRODUCTS, JANUARY 2021	3
SUMMARY OF WOOD PRODUCTS EXPORT	3
MARKET MIX FOR JANUARY 2021	4
TOP FIVE (5) CATEGORIES FOR THE MONTH OF JANUARY 2021 [SEE APPENDIX D].....	8
TIMBER AND WOOD PRODUCTS ANALYTICS	10
Summary Report on Export Products January, 2021	10
Leading Exporters of Wood Products for January 2021	10
Leading Exporters of Top Five (5) Products by Species January 2021	11
Leading Buyers of Top Five (5) Products by Species January 2021.....	12
Major Markets of Ghana's Wood Products Exports: January 2020/ 2021: Volume.....	13
Export of Timber and Wood Products to Ecowas Countries: January 2020/ 2021	14
Comparative Export Statistics for Timber and Wood Products: January 2020 / 2021.....	14
Timber and Wood Products Classification.....	15
Export Performance for Timber and Wood Products	15
APPENDIX A	23
APPENDIX B	24
APPENDIX C	25
APPENDIX D	26

REPORT ON EXPORT OF GHANA'S TIMBER AND WOOD PRODUCTS, JANUARY 2021

SUMMARY OF WOOD PRODUCTS EXPORT

The export of Ghana's timber and wood products in the month of January 2021 amounted to **€10,288,718.49** in value from the exported volume of **19,172.917m³** which represent an upturn of **12.23%** in value and **4.24%** in volume respectively as compared to an amount of **€9,167,383.80** gained from the exported volume of **18,393.397m³** documented in January 2020. Eighty (80) Exporters (with the topmost five [5] being Logs and Lumber Limited, Samartex Timber and Plywood Company Limited, PM Overseas Ghana Limited, Multimodal Freight Services Limited and John Bitar and Company Limited with respect to exported volumes) were involved in the export of Ten (10) different wood products (with the best five [5] being Lumber (Air Dried), Billet, Lumber (Kiln Dried), Plywood (Overland) and Processed L/ Mouldings with respect to manufactured volumes) in Forty-One (41) Species (with the first [5] being Teak, Wawa, Ceiba, Mahogany and Denya with regards to volumes felled) to Thirty-Six (36) different countries (with the top [5] favourite destination being India, Germany, Belgium, United States of America and Burkina Faso in terms of shipping volumes) sold to One Hundred and Four (104) diverse Buyers (with the top five [5] being Patiala Timber Stores, Shanghai Timber Furnishing Company Limited, Shree Sagar General Trading, Kappa International PTE Limited and ETS Salaou Hassane with regards to volumes purchased).

Cumulatively, Ghana secured **€10,288,718.49** from the export of **19,172.917m³** in January 2021. Comparatively, in the previous year for the same period under review **€9,167,383.80** obtained from the export of **18,393.397m³** representing an upturn of **12.23%** in value and **4.24%** in volume respectively.

Consequently, the overall Average Unit Price increased from **€498/m³** in January 2020 to **€537/m³** in January 2021, representing a growth of **7.67%**.

Primary Products (Billets) accrued **€1,690,379.88 (16.43%)** from **4,040.253m³ (21.07%)** of the total export of wood products from January 2021. The figures indicate increase of **230.31%** in volume and **266.61%** in value respectively compared to the timber export figures from January 2020 of **1,223.154m³ (6.68%)** valued at **€461,081.98 (5.03%)**. [[See Appendix A](#)].

Secondary Wood Products comprising of Lumber, Plywood, Veneer, Boules and Briquettes formed the bulk of the country's wood export which generated **€8,044,189.68 (78.18%)** from a volume of **14,350.412m³ (74.85%)** from January 2021. The figures indicate decline of **2.60%** in value and **13.04%** in volume compared to the contribution of **€8,258,932.55 (90.09%)** and **16,502.910m³ (90.09%)**, respectively from January 2020. [[See Appendix B](#)].

Tertiary Wood Products (Processed L/Mouldings, Dowels) contributed **€554,148.94 (5.39%)** from a volume of **782.252m³ (4.08%)** to the total wood products export from January 2021. Moreover, the figures indicate increase of **32.12%** in volume and **23.87%** in value compared to the contribution of **592.069m³ (3.23%)** and **€447,369.28 (4.88%)** from January 2020. [[See Appendix C](#)].

On the direction of Trade, Asian/Far East countries (favourite destinations) imported **12,851.571m³ (67.03%)** valued at **€6.36million (61.85%)** during the period of January 2021; as the major destinations (in terms of value) for Ghana's wood products were India, China. Exports of timber products to these regions Lumber (Air Dried), Billet, Lumber (Kiln Dried), Sliced Veneer, Rotary Veneer in Teak, Senya, Edinam, Kako / Ekki, Denya, Chenchen, Papao / Apa, Mahogany, Mixed Redwood, Koto / Kyere, Cedrela, Ananta, Ceiba, Gmelina, Potrodum, Otie, Odum.

European imports accounted for **€1.77million (17.20%)** from a volume of **3,045.531m³ (15.88%)** to be the second major destination (in terms of value) for Ghana's wood products export during the month of January 2021. Exports to Europe were Lumber (Kiln Dried), Processed L/ Mouldings, Sliced Veneer, Lumber (Air Dried), Rotary Veneer, Boules (Air Dried), Briquettes in Wawa, Koto / Kyere, Asanfina, Odum, Makore, Denya, Ceiba, Papao / Apa, Mahogany, Hotrohotro / Fotie, Niangon, Chenchen, Ofram, Sapele, Ayan / B'Dua.

Wood product exports to **Africa** included Plywood (Overland), Lumber (Air Dried), Sliced Veneer, Lumber (Kiln Dried), Rotary Veneer yielded **€0.82million (8.00%)** from an exported volume of **1,676.617m³ (8.74%)**. Major destinations included Egypt with the ECOWAS sub-region market having the largest share of 1,241.428m³ (74.04%) valued at €0.45million (54.74%) of the total African wood products exported from Ghana during the period of January 2021. Wood products consisted mainly Plywood (Overland) and Lumber (Air Dried). Burkina Faso (Plywood in Ceiba and Makore), Togo (Plywood in Ceiba), Mali (Plywood in Ofraam and Ceiba), Niger (Plywood in Ceiba) and Cape Verde (Lumber (Air Dried) in Guarea) were the main ECOWAS markets during the period under review.

American imports accounted for **€0.96million (9.26%)** from the volume of **930.897m³ (4.86%)** making it the fourth topmost destination (in terms of value) for Ghana's wood products export in January 2021. Exports to America were mainly Lumber (Kiln Dried), Rotary Veneer, Sliced Veneer, Processed L/ Mouldings in Mahogany, Cedrela, Essa, Edinam, Sapele, Denya.

MARKET MIX FOR JANUARY 2021

Species	Product	Destination	Exporter	Buyer
Teak	Lumber (Air Dried)	India	Multimodal Freight Services Limited	Shanghai Timber Furnishing Company Limited
			Peacrok Company Limited	Shree Sagar General Trading
			PM Overseas Ghana Limited	Patiala Timber Stores
			Fortune Exim Ghana Limited	Fortune Exim
			Duakron Ghana Limited	Bansal Lumbers PVT Limited
			Panchtatva Associates Limited	DMJ Impex PVT Limited
			Nasorp Merchantile Company Limited	AIM Traders PTE Limited
			Regent Industries Ghana Limited	Shree Sagar General Trading
			Mawuli Elliot Limited	Kappa International PTE Limited
			Dark Andoh Global Company Limited	Kappa International PTE Limited
			F Wood and Trading Company Limited	Sheena International
			Gran Pa Shipping and Company Limited	L V Enterprise
			AIM Manufacturing Company Limited	AIM Traders PTE Limited
			Renas Prestige Company Limited	Sr Natural Resources PTE Limited
			Juben Empire Ghana Limited	V K Timber Stores
			Eastwest Exports Limited	Alkemaal Singapore PTE Limited
			MKR Commodities Limited	Lila Commodities
			Rock Age Impex Limited	New Dandeli Ventures
			3RDI Shipping Agency Limited	Thai Phat International Company Limited
			Ere Oseiwaa Company Limited	Blue Global
			Best Quote Limited	Arsh Interior and Aluminium Craft
			Nach Company Limited	Abhishek Impex
Arena Resources Limited	Aron Global PTE Limited			
Isaac Manu 2010 Limited	Suncity Global PTE Limited			
Askraf International Company Limited	Thai Phat International Company Limited			
Amoasly Company Limited	Dynamic International Limited			

			Beghap Company Limited	Atul Timber Company
			Geavag Company Limited	Atul Timber Company
			Nihar Exim Ghana Limited	L V Enterprise
			Sandylord Company Limited	Coal Orbits Trading
			Indiana Woods Limited	House of Tradings
			Smith Timber Export Limited	Sunlight Timber Industries PVT Limited
			Geetanjali Trading Company Limited	Shree Ram Trading Company
			Mcken Logistics Company Limited	Heramb Group
	Billet	India	PM Overseas Ghana Limited	Patiala Timber Stores
			Krish Sun Company Limited	Pan Asia Intercontinental PTE Limited
			Mawuli Elliot Limited	Kappa International PTE Limited
			Multimodal Freight Services Limited	Shanghai Timber Furnishing Company Limited
			Arena Resources Limited	Aron Global PTE Limited
			Eastwest Exports Limited	Alkema Singapore PTE Limited
			Rock Age Impex Limited	New Dandeli Ventures
			Dark Andoh Global Company Limited	Kappa International PTE Limited
				Fortune Exim
			AIM Manufacturing Company Limited	AIM Traders PTE Limited
			Absdjaney Ghana Limited	SNB Exports SA
			Banyan Trade Africa Limited	Buddah Resorts PVT Limited
			Star Exim Ghana Limited	Shakyasinha Singapore PTE Limited
			K V Global Company Limited	Suncity Global PTE Limited
			Mere Plantations Limited	Central National Asia Limited
			Speed Bee Timber Company Limited	Surya Export and Import Limited
			Richtuah Company Limited	Abhishek Impex
			Masae Ghana Limited	Patiala Timber Stores
			Avenue Wood Limited	Maria International PTE Limited
			Brown Brothers Company Limited	Ashirvad Impex Survey
	Geavag Company Limited	Atul Timber Company		
	Gran Pa Shipping and Company Limited	L V Enterprise		
	Panchtatva Associates Limited	DMJ Impex PVT Limited		
	United Arab Emirates	Beloved Knowledge Links Limited	South Asia Timber Resources PTE Limited	
Wawa	Lumber (Kiln Dried)	Belgium	John Bitar and Company Limited	Stocksman Wood Products
				Vandecasteele Houtimport
			Logs and Lumber Limited	Stocksman Wood Products
			Lethnass Limited	Wijma GMBH and Company
			Specialized Timber Products Limited	Wijma GMBH and Company

		Estonia	Boison Construction Works Limited	Keflico Haverland
			Logs and Lumber Limited	Keflico Haverland
		Germany	Adras Company Limited	Wob Timber GMBH
			Asuo Bomosadu Timber and Sawmills Limited	Vöhringer GMBH and Company
			Sunstex Company Limited	Protimber E K
			Boison Construction Works Limited	Sudeck and Company GMBH
			Logs and Lumber Limited	Protimber Holz Import and Export
		Netherlands	Specialized Timber Products Limited	Wijma GMBH and Company
			Carpo Timber and Trading Limited	Wijma GMBH and Company
		Saudi Arabia	Logs and Lumber Limited	Intertranstrade International
			Asuo Bomosadu Timber and Sawmills Limited	Timber Team International
		France	Logs Court Limited	TWT Agencies
			Logs and Lumber Limited	Sarl Rochette Stephane
		Ireland	Sunstex Company Limited	Tradewood and Company
		Finland	Sunstex Company Limited	Marronwood
	United Kingdom	Adras Company Limited	Chorley Timber Limited	
		Ibrahim and Sons Company Limited	Chorley Timber Limited	
	Iraq	Adras Company Limited	Treemex Holz Im-und Export GMBH	
	Processed L/ Mouldings	Germany	Logs and Lumber Limited	Wob Timber GMBH
				Merten Wood Products GMBH
Fritz Offermann GMBH				
Transglobal GMBH				
Asuo Bomosadu Timber and Sawmills Limited			Sudeck and Company GMBH	
Samartex Timber and Plywood Company Limited			Fritz Offermann GMBH	
Ayum Forest Products Limited			Sudeck and Company GMBH	
Croatia		Logs and Lumber Limited	Injac D O O Batutuva	
Denmark		Logs and Lumber Limited	International Timber Trading APS	
Belgium		John Bitar and Company Limited	Stocksman Wood Products	
Sliced Veneer	Italy	Logs and Lumber Limited	Da Ma Legno Srl	
Briquettes	United Kingdom	Sustainable Biomass Solution Ghana Limited	Diamond Fuel Supplies	
Mahogany	Lumber (Kiln Dried)	United States of America	Samartex Timber and Plywood Company Limited	Superior Timber and Deckings Limited
			Logs and Lumber Limited	North American Wood Products
			Buadac Company Limited	Stordco Holdings
	Canada	Logs and Lumber Limited	Blue Resources	
		Coppon Wood Processing Limited	Baystate Industries	

	Sliced Veneer	Egypt	Samartex Timber and Plywood Company Limited	Star Wood
		Finland	Logs and Lumber Limited	JSC Woodstock
		Pakistan	Logs and Lumber Limited	Chabros International Group
		Germany	Samartex Timber and Plywood Company Limited	Sonke Bruhn GMBH and Company
		United States of America	John Bitar and Company Limited	Soboplac USA Corperation
Ceiba	Plywood (Overland)	Burkina Faso	Wood Pillar Limited	Nana Commerce
			Ilak Commerce	
			Logs and Lumber Limited	ETS Salaou Hassane
			Asuo Bomosadu Timber and Sawmills Limited	Nana Commerce
		Ayum Forest Products Limited	Ilak Commerce	
		Togo	Logs and Lumber Limited	ETS Salaou Hassane
			Jussak Company Limited	ETS Salaou Hassane
		Niger	Jussak Company Limited	ETS Salaou Hassane
	Wood Pillar Limited		ETS Salaou Hassane	
	Mali	Logs and Lumber Limited	ETS Salaou Hassane	
	Rotary Veneer	Spain	John Bitar and Company Limited	Total Wood Sal Mkalles
		Qatar	John Bitar and Company Limited	Total Wood Sal Mkalles
	Sliced Veneer	China	Logs and Lumber Limited	Ultima Success Holding
	Processed L/ Mouldings	Belgium	John Bitar and Company Limited	Stocksman Wood Products
Germany		Ayum Forest Products Limited	Van Hout International B V	
Denya	Lumber (Air Dried)	United Arab Emirates	Africa Timber Resources Limited	South Asia Timber Resources PTE Limited
			Ibrahim and Sons Company Limited	South Asia Timber Resources PTE Limited
		India	Nasorp Merchantile Company Limited	CNNC Nuclear Power Company Limited
		Germany	Green Nations Limited	Success Company Limited
			Felixo Prestige Company Limited	Protimber Holz Import and Export
		Bangladesh	A List Enterprise Ghana Limited	South Asia Timber Resources PTE Limited
		Belgium	Green Nations Limited	Success Company Limited
	Processed L/ Mouldings	United States of America	Logs and Lumber Limited	Veneer Technologies
Cedrela	Lumber (Kiln Dried)	United States of America	Ayipah Wood Company Limited	Overseas Hardwood Company
			Baillie Lumber	
			John Bitar and Company Limited	Blue Resources
		China	Emanro Wood Processing Limited	Sudeck and Company GMBH
		Greece	Samartex Timber and Plywood Company Limited	Kimex Trading
Finland	Logs and Lumber Limited	JSC Woodstock		
Senya	Lumber (Air Dried)	China	Richtuah Company Limited	Alkernal Singapore PTE Limited
			Delin Wood Limited	Greenda Industry Limited

		Vietnam	Benediction Company Limited	Loc Ha Trading Company Limited
Makore	Sliced Veneer	Egypt	Samartex Timber and Plywood Company Limited	Star Wood
			John Bitar and Company Limited	Total Wood Sal Mkalles
	Processed L/ Mouldings	France	Samartex Timber and Plywood Company Limited	Sylvaco Groupe
		Belgium	Samartex Timber and Plywood Company Limited	Somex NV Haven
Plywood (Overland)	Burkina Faso	Logs and Lumber Limited	ETS Salaou Hassane	
Kako / Ekki	Lumber (Air Dried)	Vietnam	Green Nations Limited	Success Company Limited
		United Arab Emirates	Africa Timber Resources Limited	South Asia Timber Resources PTE Limited
		India	Nasorp Merchantile Company Limited	CNNC Nuclear Power Company Limited
		Belgium	G L Interlink Limited	Ace Timber
Koto / Kyere	Lumber (Kiln Dried)	Germany	Logs and Lumber Limited	Wob Timber GMBH
			Adras Company Limited	Wob Timber GMBH
		Belgium	Specialized Timber Products Limited	Wijma GMBH and Company
			John Bitar and Company Limited	Vandecasteele Houtimport
	Netherlands	Specialized Timber Products Limited	Wijma GMBH and Company	
	Sliced Veneer	China	Logs and Lumber Limited	Ultima Success Holding
		India	Ayum Forest Products Limited	Coast to Coast Designs PVT Limited
		Greece	Samartex Timber and Plywood Company Limited	Kimex Trading

TOP FIVE (5) CATEGORIES FOR THE MONTH OF JANUARY 2021 [\[SEE APPENDIX D\]](#)

EXPORTER	Volume (m ³)	% Share in Volume (m ³) for January 2021
Logs and Lumber Limited P. O. Box 3344, Kumasi [+233 32202522718]	1,634.527	8.53%
Samartex Timber and Plywood Company Limited P. O. Box 1, Samreboi [+233 312022963]	1,358.013	7.08%
PM Overseas Ghana Limited P. O. Box 101, Tamale [+233551453356]	1,347.293	7.03%
Multimodal Freight Services Limited 1 st Floor Afrik Screen Building [+233242171772]	1,237.472	6.45%
John Bitar and Company Limited P. O. Box 406, Sekondi [+233244330765]	1,016.758	5.30%

PRODUCT	Volume (m ³)	% Share in Volume (m ³) for January 2021
Lumber (Air Dried)	9,112.122	47.53%
Billet	4,040.253	21.07%
Lumber (Kiln Dried)	2,942.460	15.35%
Plywood (Overland)	1,173.048	6.12%
Processed L/ Mouldings	782.252	4.08%

SPECIES	Volume (m ³)	% Share in Volume (m ³) for January 2021
Teak	11,583.840	60.42%
Wawa	1,983.859	10.35%
Ceiba	1,213.739	6.33%
Mahogany	637.153	3.32%
Denya	507.767	2.65%

DESTINATION	Volume (m ³)	% Share in Volume (m ³) for January 2021
India	11,688.355	60.96%
Germany	815.091	4.25%
Belgium	690.837	3.60%
United States of America	682.630	3.56%
Burkina Faso	511.412	2.67%

BUYER	Volume (m ³)	% Share in Volume (m ³) for January 2021
Patiala Timber Stores PLOT NO.282, WARD 8A, Gandhidham, Gujarat, India	1,380.506	7.20%
Shanghai Timber Furnishing Company Limited 82/15 Moo 6, Soi Wat Srimuang, Setthakit Road. [+6634 412 993]/ [+662 260 9913]	1,237.472	6.45%
Shree Sagar General Trading Free Zone Entity FZE SM – Office G1 Hall 2-16 Ajman, United Arab Emirates [+971 564 378300]	1,171.444	6.11%
Kappa International PTE Limited No 10. Anson Road #23-16 International Plaza, Singapore – 079903, Singapore. [+65 6225 6186]	1,042.198	5.44%
ETS Salaou Hassane ET Fils Commerce General HF 4194B 13384 Niamey, Niger [+22 622 8676]	830.717	4.33%

TIMBER AND WOOD PRODUCTS ANALYTICS

Summary Report on Export Products January, 2021

HS CODE	PRODUCT	VOLUME (m ³)	VALUE (€)	CUMULATIVE: JANUARY 2021	
				VOLUME (m ³)	VALUE (€)
4407	Lumber (Air Dried)	9,112.122	4,701,343.44	9,112.122	4,701,343.44
4407	Lumber (Kiln Dried)	2,942.460	1,910,727.34	2,942.460	1,910,727.34
4403	Billet	4,040.253	1,690,379.88	4,040.253	1,690,379.88
4408	Sliced Veneer	561.743	723,612.98	561.743	723,612.98
4418	Processed L/ Mouldings	782.252	554,148.94	782.252	554,148.94
4412	Plywood (Overland)	1,173.048	418,832.41	1,173.048	418,832.41
4408	Rotary Veneer	490.088	261,253.21	490.088	261,253.21
4409	Boules (Air Dried)	42.420	22,482.60	42.420	22,482.60
4401	Briquettes	28.531	5,937.70	28.531	5,937.70
	GRAND TOTAL	19,172.917	10,288,718.49	19,172.917	10,288,718.49

JANUARY 2021 AVERAGE EXCHANGE RATE
€ 1 = \$1.22
£ 1.12 = € 1

Leading Exporters of Wood Products for January 2021

PRODUCT	EXPORTER	VOLUME (m ³)	VALUE (€)	€/m ³
Lumber (Air Dried)	Multimodal Freight Services Limited	939.57	457,883.88	487.33
Lumber (Kiln Dried)	Samartex Timber and Plywood Company Limited	644.832	614,317.97	952.68
Billet	PM Overseas Ghana Limited	643.399	274,355.53	426.42
Sliced Veneer	John Bitar and Company Limited	199.873	276,723.73	1,384.50
Processed L/ Mouldings	Logs and Lumber Limited	334.939	189,799.36	566.67
Plywood (Overland)	Logs and Lumber Limited	606.671	232,500.00	383.24
Rotary Veneer	Samartex Timber and Plywood Company Limited	238.548	169,260.24	709.54
Boules (Air Dried)	Akfabel Company Limited	23.195	12,293.35	530.00
Sliced Veneer (Overland)	John Bitar and Company Limited	19.135	9,567.62	500.00
Briquettes	Sustainable Biomass Solution Ghana Limited	28.531	5,937.70	208.11

Leading Exporters of Top Five (5) Products by Species January 2021

SPECIES	EXPORTERS	VOLUME (m ³)	VALUE (€)	€/m ³
Teak	PM Overseas Ghana Limited	1,347.293	617,385.88	458.24
Wawa	Logs and Lumber Limited	594.543	289,906.53	487.61
Mahogany	Samartex Timber and Plywood Company Limited	453.327	478,049.12	1,054.53
Denya	Nasorp Merchantile Company Limited	111.524	74,730.23	670.08
Cedrela	Ayipah Wood Company Limited	144.065	147,322.19	1,022.61
Senya	Richtuah Company Limited	181.043	99,256.63	548.25
Kako / Ekki	Green Nations Limited	144.712	96,968.91	670.08
Koto / Kyere	Logs and Lumber Limited	90.421	83,460.54	923.03
Makore	Samartex Timber and Plywood Company Limited	130.047	127,521.19	980.58
Odum	John Bitar and Company Limited	82.479	98,561.73	1,194.99
Edinam	Samartex Timber and Plywood Company Limited	133.573	114,571.14	857.74
Asanфина	Mondial Veneer Ghana Limited	64.747	55,609.91	858.88
Papao/ Apa	Benediction Company Limited	36.200	40,795.81	1,126.96
Chenchen	John Bitar and Company Limited	36.680	52,136.90	1,421.39
Sapele	John Bitar and Company Limited	17.454	32,501.38	1,862.11
Dahoma	John Bitar and Company Limited	52.717	29,412.95	557.94
Black Ofram	John Bitar and Company Limited	10.590	23,654.14	2,233.61
Mixed Redwood	Logs and Lumber Limited	67.670	45,344.45	670.08
Hotrohotro / Fotie	John Bitar and Company Limited	42.571	36,185.35	850.00
Guarea	Samartex Timber and Plywood Company Limited	68.380	31,970.92	467.55
Ceiba	Logs and Lumber Limited	7.250	13,984.51	1,929.02
Ananta	Samartex Timber and Plywood Company Limited	71.594	26,167.56	365.50
Potrodum	Green Nations Limited	18.530	13,545.40	731.00
Essa	John Bitar and Company Limited	11.116	22,570.96	2,030.55
Ofram	Mondial Veneer Ghana Limited	23.839	17,658.91	740.75
Ayan / B'Dua	Samartex Timber and Plywood Company Limited	18.375	18,007.50	980.00
Gmelina	PVN International Limited	91.227	17,783.15	194.93
White Ofram	Kete Krachi Timber Recovery Limited	30.446	14,466.39	475.15
Antadua	John Bitar and Company Limited	10.772	14,217.71	1,319.86
Walnut / Lovoa	John Bitar and Company Limited	10.018	10,171.39	1,015.28
Niangon	Pas Timbers Limited	20.087	12,052.20	600.00
Kusia	Logs and Lumber Limited	7.050	5,287.50	750.00
Berlina	John Bitar and Company Limited	6.329	7,710.41	1,218.33
Albizia	John Bitar and Company Limited	5.857	6,540.91	1,116.80
Akasa	Mondial Veneer Ghana Limited	4.895	5,689.75	1,162.30
Yaya	Samartex Timber and Plywood Company Limited	7.711	5,140.79	666.67
Black Hyedua	Logs and Lumber Limited	3.599	4,678.70	1,300.00
Utile	Logs and Lumber Limited	5.402	4,483.66	830.00
Otie	John Bitar and Company Limited	3.938	2,756.60	700.00
Emire	Logs and Lumber Limited	1.577	898.89	570.00

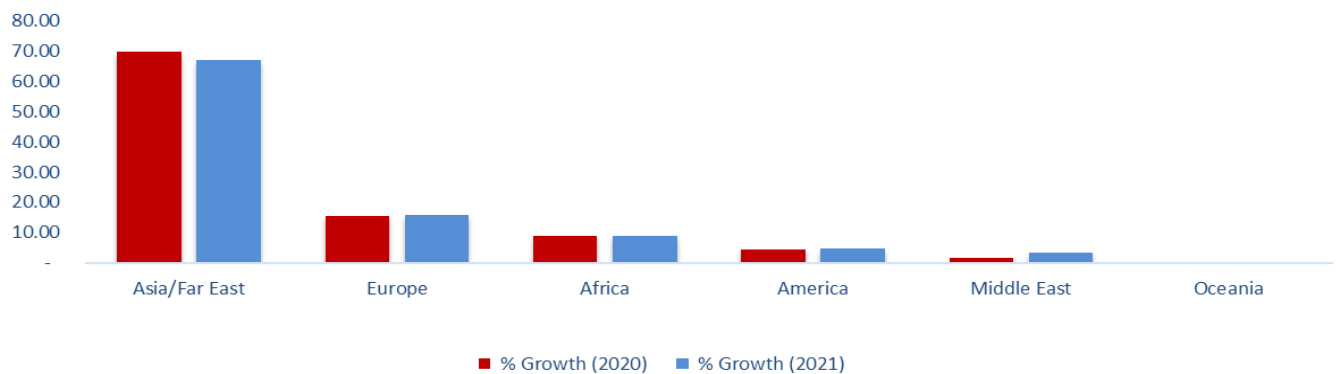
Leading Buyers of Top Five (5) Products by Species January 2021

SPECIES	BUYERS	VOLUME (m ³)	VALUE (€)	€/m ³
Teak	Patiala Timber Stores	1,380.506	631,548.43	457.48
Wawa	Stocksman Wood Products	300.746	146,931.38	488.56
Mahogany	Superior Timber and Deckings Limited	342.806	382,216.62	1,114.96
Denya	South Asia Timber Resources PTE Limited	223.077	146,176.45	655.27
Cedrela	Overseas Hardwood Company	97.598	97,503.47	999.03
Senya	Alkemal Singapore PTE Limited	181.043	99,256.63	548.25
Kako / Ekki	Success Company Limited	144.712	96,968.91	670.08
Koto / Kyere	Wijma GMBH and Company	113.170	68,302.66	603.54
Makore	Star Wood	56.227	46,810.04	832.53
Odum	Promitheftikos Synetairos	65.253	61,990.35	950.00
Edinam	Superior Timber and Deckings Limited	133.093	111,884.42	840.65
Asanfina	Mondial Tranciati Srl	64.747	55,609.91	858.88
Papao/ Apa	Loc Ha Trading Company Limited	36.200	40,795.81	1,126.96
Chenchen	Everluck Limited	36.680	52,136.90	1,421.39
Sapele	Soboplac USA Corperation	17.454	32,501.38	1,862.11
Dahoma	Elforsan 2000 for Import and Export	52.717	29,412.95	557.94
Black Ofram	Total Wood Sal Mkalles	10.590	23,654.14	2,233.61
Mixed Redwood	Blue Resources	67.670	45,344.45	670.08
Hotrohotro / Fotie	Transglobal GMBH	42.571	36,185.35	850.00
Guarea	Sicor Empreendimentos	68.380	31,970.92	467.55
Ceiba	Ultima Success Holding	7.250	13,984.51	1,929.02
Ananta	Kelum Timber Stores	71.594	26,167.56	365.50
Potrodum	Success Company Limited	18.530	13,545.40	731.00
Essa	Total Wood Sal Mkalles	11.116	22,570.96	2,030.55
Ofram	Mondial Tranciati Srl	23.839	17,658.91	740.75
Ayan / B'Dua	Stocksman Wood Products	18.375	18,007.50	980.00
Gmelina	SSBC International	91.227	17,783.15	194.93
White Ofram	Treemex Holz Im-und Export GMBH	30.446	14,466.39	475.15
Antadua	Total Wood Sal Mkalles	10.772	14,217.71	1,319.86
Walnut / Lovoa	Total Wood Sal Mkalles	10.018	10,171.39	1,015.28
Niangon	Somex NV Haven	20.087	12,052.20	600.00
Kusia	Stocksman Wood Products	7.050	5,287.50	750.00
Berlina	Total Wood Sal Mkalles	6.329	7,710.41	1,218.33
Albizia	Total Wood Sal Mkalles	5.857	6,540.91	1,116.80
Akasa	Mondial Tranciati Srl	4.895	5,689.75	1,162.30
Yaya	Kimex Trading	7.711	5,140.79	666.67
Black Hyedua	JSC Woodstock	3.599	4,678.70	1,300.00
Utile	JSC Woodstock	5.402	4,483.66	830.00
Otie	Stocksman Wood Products	3.938	2,756.60	700.00
Emire	JSC Woodstock	1.577	898.89	570.00

Major Markets of Ghana's Wood Products Exports: January 2020/ 2021: Volume

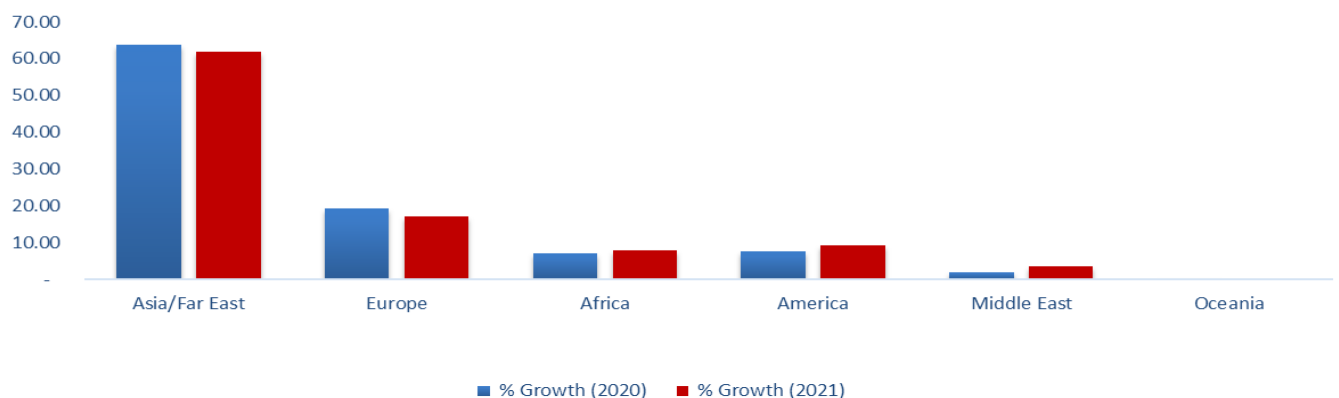
Volume(m ³) in thousands					
CONTINENT	JANUARY 2020	% Growth (2020)	JANUARY 2021	% Growth (2021)	Volume Variation
	Volume(m ³)		Volume(m ³)		
Asia/Far East	12.774	69.74	12.852	67.03	-2.71
Europe	2.824	15.41	3.046	15.88	0.47
Africa	1.620	8.84	1.677	8.74	-0.10
America	0.826	4.51	0.931	4.86	0.35
Middle East	0.274	1.50	0.668	3.49	1.99
Oceania	-	-	-	-	0.00
Total	18.318	100.00	19.173	100.00	0.00

%in Volume (m³) for Exports in the Major Markets for January 2020 and 2021



Values (€) in millions					
CONTINENT	JANUARY 2020	% Growth (2020)	JANUARY 2021	% Growth (2021)	Value Variation
	Value(€)		Value(€)		
Asia/Far East	5.85	63.83	6.36	61.85	-1.98
Europe	1.77	19.34	1.77	17.20	-2.14
Africa	0.66	7.17	0.82	8.00	0.84
America	0.70	7.67	0.96	9.29	1.63
Middle East	0.18	2.00	0.38	3.66	1.66
Oceania	-	-	-	-	0.00
Total	9.17	100.00	10.29	100.00	0.00

% in Value (€) for Exports in the Major Markets for January 2020 and 2021



Export of Timber and Wood Products to Ecowas Countries: January 2020/ 2021

ECOWAS COUNTRIES	JANUARY 2020			JANUARY 2021		
	Volume(m ³)	Value(€)	UNIT PRICE	Volume(m ³)	Value(€)	UNIT PRICE
Burkina Faso	318.559	137,056.09	430.24	511.412	172,000.50	336.32
Niger	634.655	190,318.58	299.88	202.423	68,069.25	336.27
Togo	142.886	66,670.52	466.60	289.535	107,587.67	371.59
Benin	195.277	56,984.49	291.81	-	-	-
Cape Verde	-	-	-	68.380	31,970.92	467.55
Mali	-	-	-	169.678	71,175.00	419.47
TOTAL	1,291.377	451,029.68	349.26	1,241.428	450,803.33	363.13

Comparative Export Statistics for Timber and Wood Products: January 2020 / 2021

PRODUCT	% GROWTH			% GROWTH		
	JANUARY 2020	JANUARY 2021	% Growth in Volume	JANUARY 2020	JANUARY 2021	% Growth in Value
	Volume(m ³)	Volume(m ³)		Value(€)	Value(€)	
Lumber (Air Dried)	11,132.620	9,112.122	-18.15	5,216,292.31	4,701,343.44	-9.87
Lumber (Kiln Dried)	2,617.750	2,942.460	12.40	1,568,506.38	1,910,727.34	21.82
Plywood (Overland)	1,291.377	1,173.048	-9.16	451,029.68	418,832.41	-7.14
Processed L/Mouldings	592.069	782.252	32.12	447,369.28	554,148.94	23.87
Sliced Veneer	625.876	561.743	-10.25	667,034.75	723,612.98	8.48
Rotary Veneer	733.383	490.088	-33.17	295,186.26	261,253.21	-11.50
Sliced Veneer (Overland)	-	19.135	0.00	-	9,567.62	0.00
Boules (Air Dried)	48.452	42.420	-12.45	27,904.55	22,482.60	-19.43
Boules (Kiln Dried)	53.452	-	-100.00	32,978.62	-	-100.00
Billet	1,223.154	4,040.253	230.31	461,081.98	1,690,379.88	266.61
Briquettes	-	28.531	0.00	-	5,937.70	0.00
TOTAL	18,318.133	19,172.917	4.67	9,167,383.80	10,288,718.49	12.23

Timber and Wood Products Classification

PRODUCT	JANUARY 2020			JANUARY 2021		
	Volume(m ³)	Value(€)	% Share in Value	Volume(m ³)	Value(€)	% Share in Value
PRIMARY						
Billet	1,223.154	461,081.98		4,040.253	1,690,379.88	
SUB TOTAL	1,223.154	461,081.98	5.03	4,040.253	1,690,379.88	16.43
SECONDARY						
Lumber (Air Dried)	11,132.620	5,216,292.31		9,112.122	4,701,343.44	
Lumber (Kiln Dried)	2,617.750	1,568,506.38		2,942.460	1,910,727.34	
Boules (Air Dried)	48.452	27,904.55		42.420	22,482.60	
Boules (Kiln Dried)	53.452	32,978.62		-	-	
Veneers	1,359.259	962,221.01		1,051.831	984,866.19	
Plywood (Overland)	1,291.377	451,029.68		1,173.048	418,832.41	
Briquettes				28.531	5,937.70	
SUB TOTAL	16,502.910	8,258,932.55	90.09	14,350.412	8,044,189.68	78.18
TERTIARY						
Processed L/Mouldings	592.069	447,369.28		782.252	554,148.94	
SUB TOTAL	592.069	447,369.28	4.88	782.252	554,148.94	5.39
GRAND TOTAL	18,318.133	9,167,383.80	100.00	19,172.917	10,288,718.49	100.00

Product	m ³ /ft. container
Logs	11-13m ³ / 20ft
Other Products	20m ³ / 20ft

Export Performance for Timber and Wood Products

EXPORTERS PERFORMANCE - LUMBER (AIR DRIED)

EXPORTER	VOLUME (m ³)	VALUE (€)	CUMULATIVE: JANUARY 2021	
			VOLUME (m ³)	VALUE (€)
Multimodal Freight Services Limited	939.572	457,883.88	939.572	457,883.88
Peacrok Company Limited	739.409	360,337.96	739.409	360,337.96
PM Overseas Ghana Limited	703.894	343,030.35	703.894	343,030.35
Fortune Exim Ghana Limited	685.106	333,874.35	685.106	333,874.35
Duakron Ghana Limited	667.655	325,369.91	667.655	325,369.91
Nasorp Merchantile Company Limited	580.466	306,655.98	580.466	306,655.98
Panchtatva Associates Limited	507.053	247,103.36	507.053	247,103.36
Regent Industries Ghana Limited	432.035	210,544.65	432.035	210,544.65
Mawuli Elliot Limited	378.600	184,504.05	378.600	184,504.05
Green Nations Limited	290.306	170,234.40	290.306	170,234.40
Africa Timber Resources Limited	220.294	147,615.06	220.294	147,615.06
Dark Andoh Global Company Limited	162.140	140,473.26	162.140	140,473.26
Richtuah Company Limited	181.043	99,256.63	181.043	99,256.63
Delin Wood Limited	165.692	90,840.47	165.692	90,840.47
F Wood and Trading Company Limited	180.585	88,004.92	180.585	88,004.92

Gran Pa Shipping and Company Limited	162.672	79,275.34	162.672	79,275.34
AIM Manufacturing Company Limited	162.165	79,028.26	162.165	79,028.26
Renas Prestige Company Limited	162.088	78,990.73	162.088	78,990.73
Juben Empire Ghana Limited	146.091	67,875.98	146.091	67,875.98
Benediction Company Limited	72.336	60,607.34	72.336	60,607.34
Samartex Timber and Plywood Company Limited	139.974	58,138.48	139.974	58,138.48
Eastwest Exports Limited	72.739	53,437.97	72.739	53,437.97
MKR Commodities Limited	108.192	52,725.47	108.192	52,725.47
Ibrahim and Sons Company Limited	76.128	51,012.01	76.128	51,012.01
Geavag Company Limited	72.181	46,753.33	72.181	46,753.33
Rock Age Impex Limited	90.431	44,069.96	90.431	44,069.96
3RDI Shipping Agency Limited	90.162	43,938.86	90.162	43,938.86
Ere Oseiwaa Company Limited	72.325	35,246.32	72.325	35,246.32
Best Quote Limited	72.204	35,187.35	72.204	35,187.35
Nach Company Limited	72.129	35,150.80	72.129	35,150.80
Arena Resources Limited	72.090	35,131.79	72.090	35,131.79
Isaac Manu 2010 Limited	72.083	35,128.38	72.083	35,128.38
A List Enterprise Ghana Limited	54.229	33,034.44	54.229	33,034.44
Askraf International Company Limited	54.314	26,468.97	54.314	26,468.97
Amoasly Company Limited	54.185	26,406.11	54.185	26,406.11
Beghap Company Limited	54.085	26,357.37	54.085	26,357.37
Kete Krachi Timber Recovery Limited	18.202	20,956.38	18.202	20,956.38
Erivankes Company Limited	18.459	20,802.48	18.459	20,802.48
Nihar Exim Ghana Limited	36.202	17,642.41	36.202	17,642.41
Sandylord Company Limited	36.119	17,601.96	36.119	17,601.96
Indiana Woods Limited	36.030	17,558.59	36.030	17,558.59
Smith Timber Export Limited	36.010	17,548.84	36.010	17,548.84
Geetanjali Trading Company Limited	36.004	17,545.92	36.004	17,545.92
Mcken Logistics Company Limited	36.000	17,543.97	36.000	17,543.97
Pas Timbers Limited	20.087	12,052.20	20.087	12,052.20
John Bitar and Company Limited	22.165	10,801.72	22.165	10,801.72
Felixo Prestige Company Limited	22.672	9,748.96	22.672	9,748.96
Star Sawmill Products Limited	19.614	8,841.65	19.614	8,841.65
G L Interlink Limited	7.905	3,003.90	7.905	3,003.90
GRAND TOTAL	9,112.122	4,701,343.44	9,112.122	4,701,343.44

MOVING SPECIES - LUMBER (AIR DRIED)

SPECIES	VOLUME (m ³)	VALUE (€)	CUMULATIVE: JANUARY 2021	
			VOLUME (m ³)	VALUE (€)
Teak	7,634.814	3,796,820.42	7,634.814	3,796,820.42
Denya	484.337	290,375.72	484.337	290,375.72
Senya	382.871	209,908.62	382.871	209,908.62
Kako / Ekki	298.769	197,906.65	298.769	197,906.65
Papao/ Apa	90.961	102,952.58	90.961	102,952.58
Guarea	68.380	31,970.92	68.380	31,970.92
Ananta	71.594	26,167.56	71.594	26,167.56
Dahoma	41.779	19,643.37	41.779	19,643.37
Potrodum	18.530	13,545.40	18.530	13,545.40
Niangon	20.087	12,052.20	20.087	12,052.20
GRAND TOTAL	9,112.122	4,701,343.44	9,112.122	4,701,343.44

DIRECTION OF TRADE - LUMBER (AIR DRIED)

DESTINATION	VOLUME (m ³)	VALUE (€)	CUMULATIVE: JANUARY 2021	
			VOLUME (m ³)	VALUE (€)
India	7,764.916	3,883,999.43	7,764.916	3,883,999.43
United Arab Emirates	314.881	219,429.55	314.881	219,429.55
Vietnam	253.678	191,519.56	253.678	191,519.56
China	346.735	190,097.10	346.735	190,097.10
Germany	95.252	43,861.56	95.252	43,861.56
Belgium	82.476	40,663.58	82.476	40,663.58
Bangladesh	54.229	33,034.44	54.229	33,034.44
Cape Verde	68.380	31,970.92	68.380	31,970.92
Sri Lanka	71.594	26,167.56	71.594	26,167.56
Portugal	18.202	20,956.38	18.202	20,956.38
Egypt	22.165	10,801.72	22.165	10,801.72
Lebanon	19.614	8,841.65	19.614	8,841.65
GRAND TOTAL	9,112.122	4,701,343.44	9,112.122	4,701,343.44

EXPORTERS PERFORMANCE - LUMBER (KILN DRIED)

EXPORTER	VOLUME (m ³)	VALUE (€)	CUMULATIVE: JANUARY 2021	
			VOLUME (m ³)	VALUE (€)
Samartex Timber and Plywood Company Limited	644.832	614,317.97	644.832	614,317.97
Logs and Lumber Limited	533.980	313,994.18	533.980	313,994.18
John Bitar and Company Limited	405.069	251,420.38	405.069	251,420.38
Ayipah Wood Company Limited	144.065	147,322.19	144.065	147,322.19
Specialized Timber Products Limited	275.865	135,781.73	275.865	135,781.73
Sunstex Company Limited	175.705	79,290.92	175.705	79,290.92
Boison Construction Works Limited	183.643	73,509.61	183.643	73,509.61
Adras Company Limited	163.116	70,802.11	163.116	70,802.11
Asuo Bomosadu Timber and Sawmills Limited	96.886	41,758.26	96.886	41,758.26
Buadac Company Limited	33.468	33,435.58	33.468	33,435.58
Coppon Wood Processing Limited	34.853	33,120.74	34.853	33,120.74
Emanro Wood Processing Limited	49.583	30,204.25	49.583	30,204.25
Kete Krachi Timber Recovery Limited	38.870	22,163.80	38.870	22,163.80
Logs Court Limited	51.815	21,244.15	51.815	21,244.15
Carpo Timber and Trading Limited	52.320	19,881.60	52.320	19,881.60
Lethnass Limited	47.072	18,304.32	47.072	18,304.32
Ibrahim and Sons Company Limited	11.318	4,175.54	11.318	4,175.54
GRAND TOTAL	2,942.460	1,910,727.34	2,942.460	1,910,727.34

MOVING SPECIES - LUMBER (KILN DRIED)

SPECIES	VOLUME (m ³)	VALUE (€)	CUMULATIVE: JANUARY 2021	
			VOLUME (m ³)	VALUE (€)
Wawa	1,441.759	614,447.58	1,441.759	614,447.58
Mahogany	582.930	578,216.13	582.930	578,216.13
Cedrela	237.773	215,335.73	237.773	215,335.73
Odum	135.687	143,725.50	135.687	143,725.50
Koto / Kyere	232.713	140,242.82	232.713	140,242.82
Edinam	138.066	114,544.97	138.066	114,544.97

Mixed Redwood	67.670	45,344.45	67.670	45,344.45
Dahoma	30.552	18,611.22	30.552	18,611.22
White Ofram	30.446	14,466.39	30.446	14,466.39
Black Ofram	30.168	12,972.24	30.168	12,972.24
Black Hyedua	3.599	4,678.70	3.599	4,678.70
Utile	5.402	4,483.66	5.402	4,483.66
Walnut / Lovoa	4.118	2,759.06	4.118	2,759.06
Emire	1.577	898.89	1.577	898.89
GRAND TOTAL	2,942.460	1,910,727.34	2,942.460	1,910,727.34

DIRECTION OF TRADE - LUMBER (KILN DRIED)

DESTINATION	VOLUME (m ³)	VALUE (€)	CUMULATIVE: JANUARY 2021	
			VOLUME (m ³)	VALUE (€)
United States of America	591.440	633,193.20	591.440	633,193.20
Belgium	436.418	203,654.16	436.418	203,654.16
Egypt	190.952	148,389.24	190.952	148,389.24
Germany	325.486	142,300.18	325.486	142,300.18
Netherlands	255.484	116,503.97	255.484	116,503.97
Pakistan	133.093	111,884.42	133.093	111,884.42
Estonia	235.717	101,828.56	235.717	101,828.56
Canada	69.731	67,115.10	69.731	67,115.10
Saudi Arabia	139.470	65,122.53	139.470	65,122.53
Greece	70.543	64,476.65	70.543	64,476.65
Vietnam	67.670	45,344.45	67.670	45,344.45
Finland	68.666	41,245.02	68.666	41,245.02
France	89.708	39,976.13	89.708	39,976.13
China	58.007	37,901.67	58.007	37,901.67
Ireland	49.386	23,952.21	49.386	23,952.21
United Kingdom	53.341	20,618.65	53.341	20,618.65
Iraq	41.761	17,122.01	41.761	17,122.01
Israel	35.141	15,632.80	35.141	15,632.80
Turkey	30.446	14,466.39	30.446	14,466.39
GRAND TOTAL	2,942.460	1,910,727.34	2,942.460	1,910,727.34

EXPORTERS PERFORMANCE - BILLET

EXPORTER	VOLUME (m ³)	VALUE (€)	CUMULATIVE: JANUARY 2021	
			VOLUME (m ³)	VALUE (€)
PM Overseas Ghana Limited	643.399	274,355.53	643.399	274,355.53
Krish Sun Company Limited	469.592	200,241.47	469.592	200,241.47
Mawuli Elliot Limited	343.277	146,378.75	343.277	146,378.75
Multimodal Freight Services Limited	297.900	127,029.28	297.900	127,029.28
Arena Resources Limited	297.529	126,871.08	297.529	126,871.08
Eastwest Exports Limited	277.796	118,456.62	277.796	118,456.62
Rock Age Impex Limited	247.005	105,326.85	247.005	105,326.85
Dark Andoh Global Company Limited	244.936	104,444.59	244.936	104,444.59
AIM Manufacturing Company Limited	212.856	90,765.17	212.856	90,765.17
Absdjaney Ghana Limited	176.061	75,075.20	176.061	75,075.20
Banyan Trade Africa Limited	154.908	66,055.23	154.908	66,055.23
Beloved Knowledge Links Limited	117.434	50,075.72	117.434	50,075.72

Star Exim Ghana Limited	110.725	47,214.89	110.725	47,214.89
K V Global Company Limited	79.401	33,857.84	79.401	33,857.84
Mere Plantations Limited	88.572	26,437.95	88.572	26,437.95
Speed Bee Timber Company Limited	44.181	18,839.48	44.181	18,839.48
Richtuah Company Limited	44.020	18,770.83	44.020	18,770.83
PVN International Limited	91.227	17,783.15	91.227	17,783.15
Masae Ghana Limited	33.213	14,162.55	33.213	14,162.55
Avenue Wood Limited	22.022	9,390.53	22.022	9,390.53
Brown Brothers Company Limited	11.110	4,737.48	11.110	4,737.48
Geavag Company Limited	11.072	4,721.28	11.072	4,721.28
Gran Pa Shipping and Company Limited	11.015	4,696.97	11.015	4,696.97
Panchtatva Associates Limited	11.002	4,691.43	11.002	4,691.43
GRAND TOTAL	4,040.253	1,690,379.88	4,040.253	1,690,379.88

MOVING SPECIES - BILLET

SPECIES	VOLUME (m ³)	VALUE (€)	CUMULATIVE: JANUARY 2021	
			VOLUME (m ³)	VALUE (€)
Teak	3,949.026	1,672,596.73	3,949.026	1,672,596.73
Gmelina	91.227	17,783.15	91.227	17,783.15
GRAND TOTAL	4,040.253	1,690,379.88	4,040.253	1,690,379.88

DIRECTION OF TRADE - BILLET

DESTINATION	VOLUME (m ³)	VALUE (€)	CUMULATIVE: JANUARY 2021	
			VOLUME (m ³)	VALUE (€)
India	3,922.819	1,640,304.16	3,922.819	1,640,304.16
United Arab Emirates	117.434	50,075.72	117.434	50,075.72
GRAND TOTAL	4,040.253	1,690,379.88	4,040.253	1,690,379.88

EXPORTERS PERFORMANCE - SLICED VENEER

EXPORTER	VOLUME (m ³)	VALUE (€)	CUMULATIVE: JANUARY 2021	
			VOLUME (m ³)	VALUE (€)
John Bitar and Company Limited	199.873	276,723.73	199.873	276,723.73
Logs and Lumber Limited	158.937	227,113.42	158.937	227,113.42
Samartex Timber and Plywood Company Limited	108.832	139,179.34	108.832	139,179.34
Mondial Veneer Ghana Limited	93.481	78,958.57	93.481	78,958.57
Ayum Forest Products Limited	0.620	1,637.92	0.620	1,637.92
GRAND TOTAL	561.743	723,612.98	561.743	723,612.98

MOVING SPECIES - SLICED VENEER

SPECIES	VOLUME (m ³)	VALUE (€)	CUMULATIVE: JANUARY 2021	
			VOLUME (m ³)	VALUE (€)
Asanfina	136.148	140,029.61	136.148	140,029.61
Mahogany	54.223	109,665.89	54.223	109,665.89
Chenchen	84.558	98,554.14	84.558	98,554.14
Makore	107.379	89,881.03	107.379	89,881.03
Sapele	27.625	54,011.14	27.625	54,011.14
Koto / Kyere	21.608	41,331.09	21.608	41,331.09
Edinam	15.845	41,330.37	15.845	41,330.37

Black Ofram	10.590	23,654.14	10.590	23,654.14
Essa	11.116	22,570.96	11.116	22,570.96
Ofram	26.291	21,540.07	26.291	21,540.07
Wawa	13.530	17,589.06	13.530	17,589.06
Antadua	10.772	14,217.71	10.772	14,217.71
Ceiba	7.250	13,984.51	7.250	13,984.51
Walnut / Lovoa	10.018	10,171.39	10.018	10,171.39
Berlina	6.329	7,710.41	6.329	7,710.41
Albizia	5.857	6,540.91	5.857	6,540.91
Akasa	4.895	5,689.75	4.895	5,689.75
Yaya	7.711	5,140.79	7.711	5,140.79
GRAND TOTAL	561.743	723,612.98	561.743	723,612.98

DIRECTION OF TRADE - SLICED VENEER

DESTINATION	VOLUME (m ³)	VALUE (€)	CUMULATIVE: JANUARY 2021	
			VOLUME (m ³)	VALUE (€)
Egypt	162.060	174,746.55	162.060	174,746.55
Italy	156.716	148,578.71	156.716	148,578.71
China	77.648	119,002.88	77.648	119,002.88
United States of America	38.224	87,082.69	38.224	87,082.69
Pakistan	36.687	53,636.01	36.687	53,636.01
Germany	19.932	52,421.94	19.932	52,421.94
Greece	32.673	39,947.37	32.673	39,947.37
Denmark	18.048	36,991.29	18.048	36,991.29
Qatar	19.135	9,567.62	19.135	9,567.62
India	0.620	1,637.92	0.620	1,637.92
GRAND TOTAL	561.743	723,612.98	561.743	723,612.98

EXPORTERS PERFORMANCE - PROCESSED L/MOULDTINGS

EXPORTER	VOLUME (m ³)	VALUE (€)	CUMULATIVE: JANUARY 2021	
			VOLUME (m ³)	VALUE (€)
Logs and Lumber Limited	334.939	189,799.36	334.939	189,799.36
Samartex Timber and Plywood Company Limited	206.602	163,343.25	206.602	163,343.25
John Bitar and Company Limited	138.111	123,894.85	138.111	123,894.85
Asuo Bomosadu Timber and Sawmills Limited	60.312	46,664.12	60.312	46,664.12
Ayum Forest Products Limited	42.288	30,447.36	42.288	30,447.36
GRAND TOTAL	782.252	554,148.94	782.252	554,148.94

MOVING SPECIES - PROCESSED L/MOULDTINGS

SPECIES	VOLUME (m ³)	VALUE (€)	CUMULATIVE: JANUARY 2021	
			VOLUME (m ³)	VALUE (€)
Wawa	500.039	274,136.35	500.039	274,136.35
Makore	73.820	80,711.15	73.820	80,711.15
Hotrohoto / Fotie	42.571	36,185.35	42.571	36,185.35
Papao/ Apa	25.312	35,606.23	25.312	35,606.23
Odum	21.861	26,472.80	21.861	26,472.80
Denya	23.430	22,258.50	23.430	22,258.50
Ayan / B'Dua	18.375	18,007.50	18.375	18,007.50
Dahoma	20.355	14,248.50	20.355	14,248.50

Ceiba	17.663	12,469.82	17.663	12,469.82
Potrodum	15.488	12,390.40	15.488	12,390.40
Black Ofram	7.848	10,045.44	7.848	10,045.44
Kusia	11.264	8,658.70	11.264	8,658.70
Otie	3.938	2,756.60	3.938	2,756.60
Ofram	0.288	201.60	0.288	201.60
GRAND TOTAL	782.252	554,148.94	782.252	554,148.94

DIRECTION OF TRADE - PROCESSED L/MOULDINGS

DESTINATION	VOLUME (m ³)	VALUE (€)	CUMULATIVE: JANUARY 2021	
			VOLUME (m ³)	VALUE (€)
Germany	374.421	212,369.59	374.421	212,369.59
Belgium	171.943	161,069.65	171.943	161,069.65
France	37.116	41,070.83	37.116	41,070.83
Russia	42.571	36,185.35	42.571	36,185.35
Spain	20.469	24,524.00	20.469	24,524.00
United States of America	23.430	22,258.50	23.430	22,258.50
Croatia	51.126	22,239.81	51.126	22,239.81
Denmark	51.648	22,235.37	51.648	22,235.37
Finland	9.528	12,195.84	9.528	12,195.84
GRAND TOTAL	782.252	554,148.94	782.252	554,148.94

EXPORTERS PERFORMANCE - PLYWOOD (OVERLAND)

EXPORTER	VOLUME (m ³)	VALUE (€)	CUMULATIVE: JANUARY 2021	
			VOLUME (m ³)	VALUE (€)
Logs and Lumber Limited	606.671	232,500.00	606.671	232,500.00
Wood Pillar Limited	297.680	101,250.00	297.680	101,250.00
Jussak Company Limited	128.788	43,431.92	128.788	43,431.92
Asuo Bomosadu Timber and Sawmills Limited	86.327	27,075.00	86.327	27,075.00
Ayum Forest Products Limited	53.582	14,575.50	53.582	14,575.50
GRAND TOTAL	1,173.048	418,832.41	1,173.05	418,832.41

MOVING SPECIES - PLYWOOD (OVERLAND)

SPECIES	VOLUME (m ³)	VALUE (€)	CUMULATIVE: JANUARY 2021	
			VOLUME (m ³)	VALUE (€)
Ceiba	989.083	343,382.41	989.083	343,382.41
Ofram	98.234	45,450.00	98.234	45,450.00
Makore	85.731	30,000.00	85.731	30,000.00
GRAND TOTAL	1,173.048	418,832.41	1,173.048	418,832.41

DIRECTION OF TRADE - PLYWOOD (OVERLAND)

DESTINATION	VOLUME (m ³)	VALUE (€)	CUMULATIVE: JANUARY 2021	
			VOLUME (m ³)	VALUE (€)
Burkina Faso	511.412	172,000.50	511.412	172,000.50
Togo	289.535	107,587.67	289.535	107,587.67
Mali	169.678	71,175.00	169.678	71,175.00
Niger	202.423	68,069.25	202.423	68,069.25
GRAND TOTAL	1,173.048	418,832.41	1,173.048	418,832.41

EXPORTERS PERFORMANCE - ROTARY VENEER

EXPORTER	VOLUME (m ³)	VALUE (€)	CUMULATIVE: JANUARY 2021	
			VOLUME (m ³)	VALUE (€)
Samartex Timber and Plywood Company Limited	238.548	169,260.24	238.548	169,260.24
John Bitar and Company Limited	251.540	91,992.97	251.540	91,992.97
GRAND TOTAL	490.088	261,253.21	490.088	261,253.21

MOVING SPECIES - ROTARY VENEER

SPECIES	VOLUME (m ³)	VALUE (€)	CUMULATIVE: JANUARY 2021	
			VOLUME (m ³)	VALUE (€)
Essa	208.072	146,680.16	208.072	146,680.16
Ceiba	199.743	62,911.00	199.743	62,911.00
Wawabima	60.012	38,750.67	60.012	38,750.67
Otie	22.261	12,911.38	22.261	12,911.38
GRAND TOTAL	490.088	261,253.21	490.088	261,253.21

DIRECTION OF TRADE - ROTARY VENEER

DESTINATION	VOLUME (m ³)	VALUE (€)	CUMULATIVE: JANUARY 2021	
			VOLUME (m ³)	VALUE (€)
Canada	178.536	130,509.57	178.536	130,509.57
Spain	177.264	56,415.04	177.264	56,415.04
Egypt	60.012	38,750.67	60.012	38,750.67
Qatar	44.740	19,407.34	44.740	19,407.34
United States of America	29.536	16,170.59	29.536	16,170.59
GRAND TOTAL	490.088	261,253.21	490.088	261,253.21

EXPORTERS PERFORMANCE - BOULES (AIR DRIED)

EXPORTER	VOLUME (m ³)	VALUE (€)	CUMULATIVE: JANUARY 2021	
			VOLUME (m ³)	VALUE (€)
Akfabel Company Limited	23.195	12,293.35	23.195	12,293.35
Samartex Timber and Plywood Company Limited	19.225	10,189.25	19.225	10,189.25
GRAND TOTAL	23.195	12,293.35	42.420	22,482.60

MOVING SPECIES - BOULES (AIR DRIED)

SPECIES	VOLUME (m ³)	VALUE (€)	CUMULATIVE: JANUARY 2021	
			VOLUME (m ³)	VALUE (€)
Niangon	42.420	22,482.60	42.420	22,482.60
GRAND TOTAL	42.420	22,482.60	42.420	22,482.60

DIRECTION OF TRADE - BOULES (AIR DRIED)

DESTINATION	VOLUME (m ³)	VALUE (€)	CUMULATIVE: JANUARY 2021	
			VOLUME (m ³)	VALUE (€)
Italy	23.195	12,293.35	23.195	12,293.35
France	19.225	10,189.25	19.225	10,189.25
GRAND TOTAL	42.420	22,482.60	42.420	22,482.60

EXPORTERS PERFORMANCE - BRIQUETTES

EXPORTER	VOLUME (m ³)	VALUE (€)	CUMULATIVE: JANUARY 2021	
			VOLUME (m ³)	VALUE (€)
Sustainable Biomass Solution Ghana Limited	28.531	5,937.70	28.531	5,937.70
GRAND TOTAL	28.531	5,937.70	28.531	5,937.70

MOVING SPECIES - BRIQUETTES


SPECIES	VOLUME (m ³)	VALUE (€)	CUMULATIVE: JANUARY 2021	
			VOLUME (m ³)	VALUE (€)
Wawa	28.531	5,937.70	28.531	5,937.70
GRAND TOTAL	28.531	5,937.70	28.531	5,937.70

DIRECTION OF TRADE - BRIQUETTES

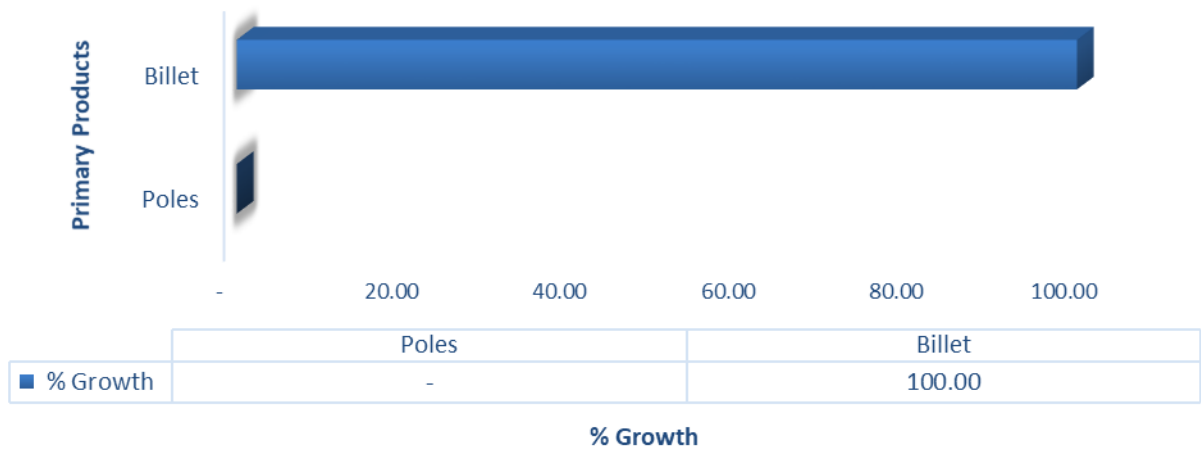
DESTINATION	VOLUME (m ³)	VALUE (€)	CUMULATIVE: JANUARY 2021	
			VOLUME (m ³)	VALUE (€)
United Kingdom	28.531	5,937.70	28.531	5,937.70
GRAND TOTAL	28.531	5,937.70	28.531	5,937.70

APPENDIX A

Cumulative Volumes (m³) for Primary Wood Products - January 2021

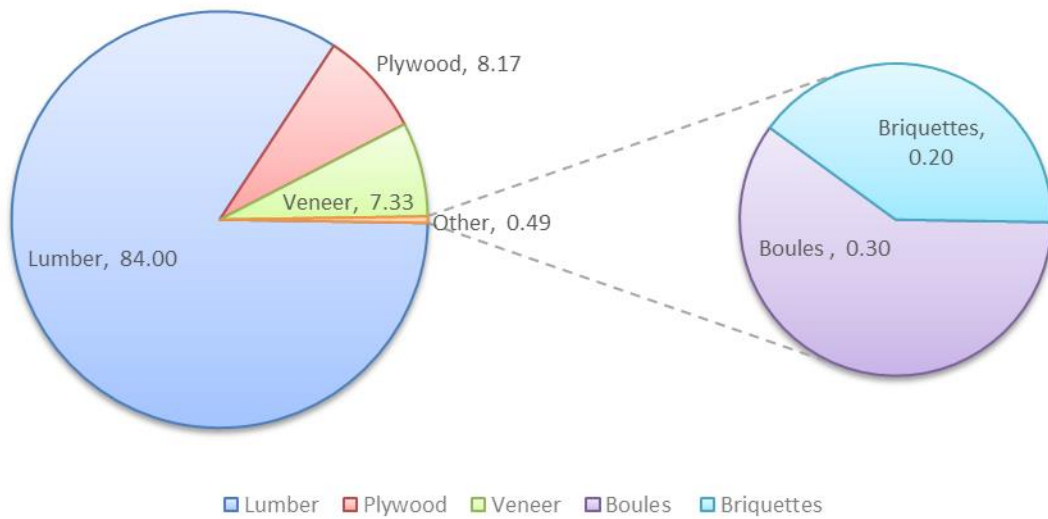


Cumulative Values (€) for Primary Wood Products - January 2021

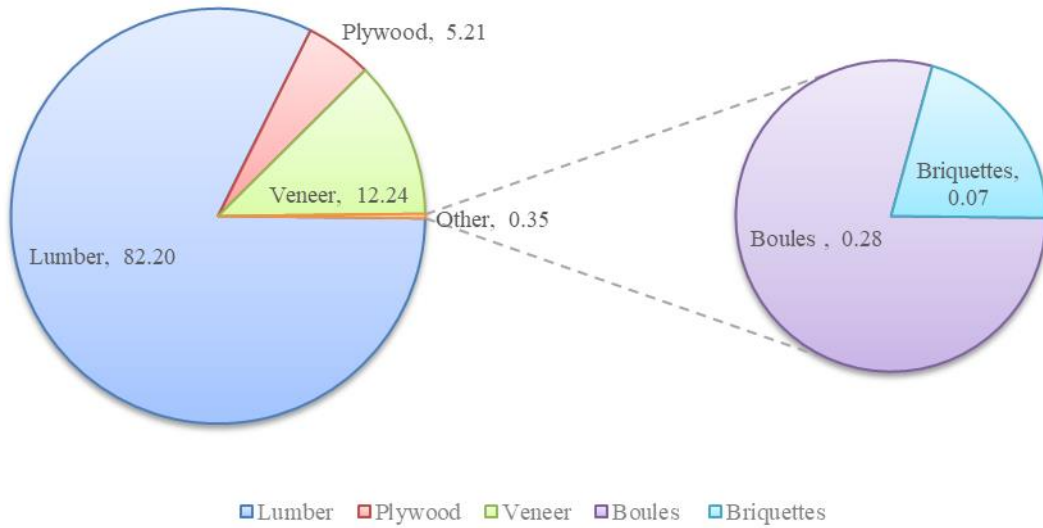


APPENDIX B

Secondary Wood Products - Volumes(m³)




Secondary Wood Products - Value (€)

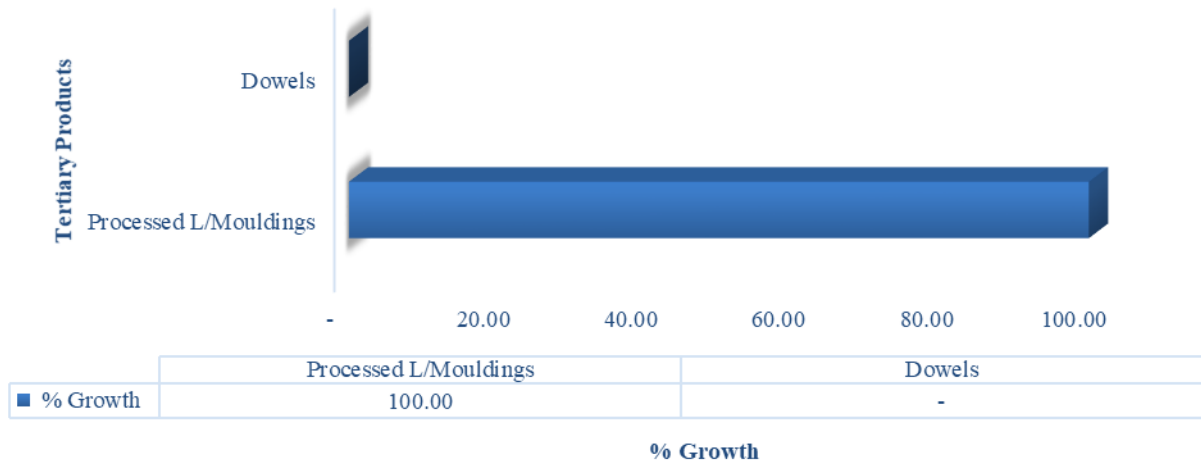


APPENDIX C

Cumulative Volumes (m³) for Tertiary Wood Products - January 2021

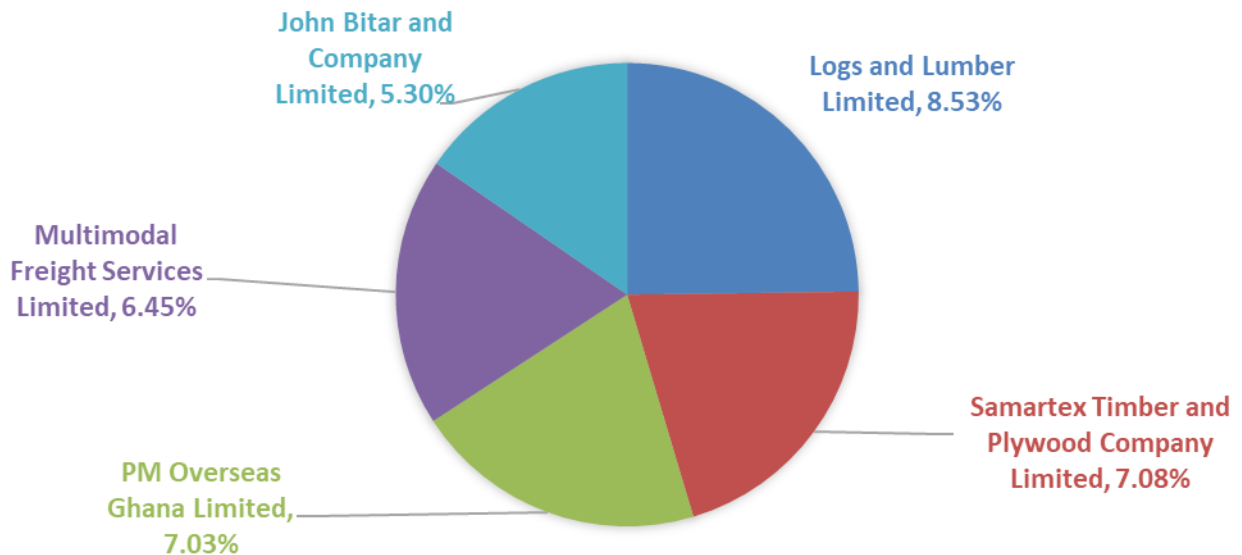


Cumulative Values (€) for Tertiary Wood Products - January 2021

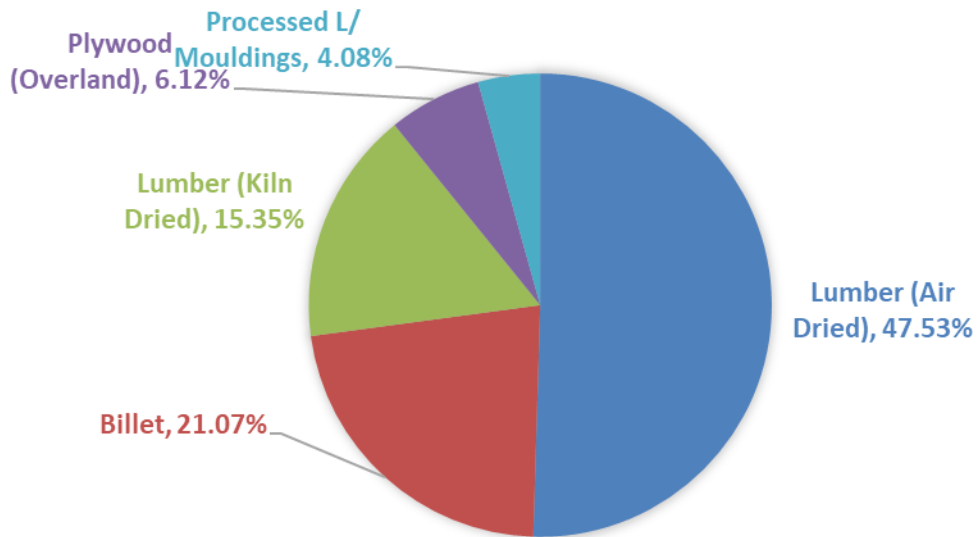


APPENDIX D

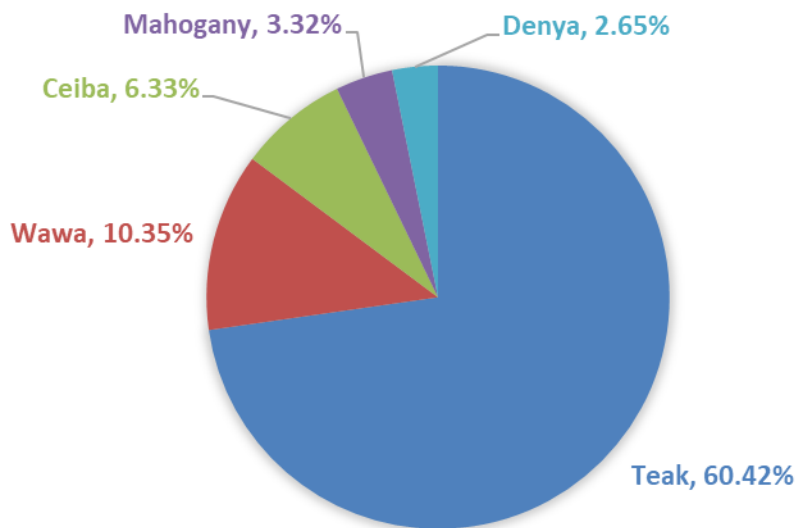
TOP 5 EXPORTERS FOR JANUARY 2021



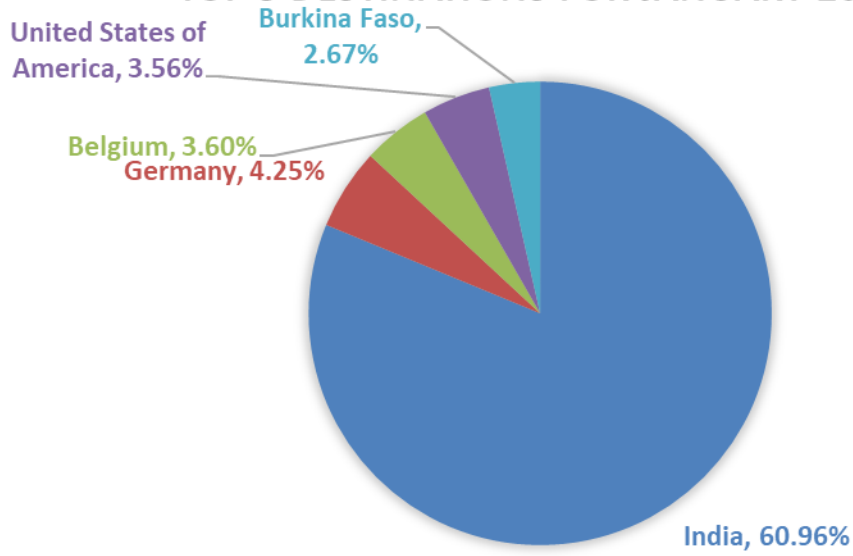
TOP 5 PRODUCTS FOR JANUARY 2021



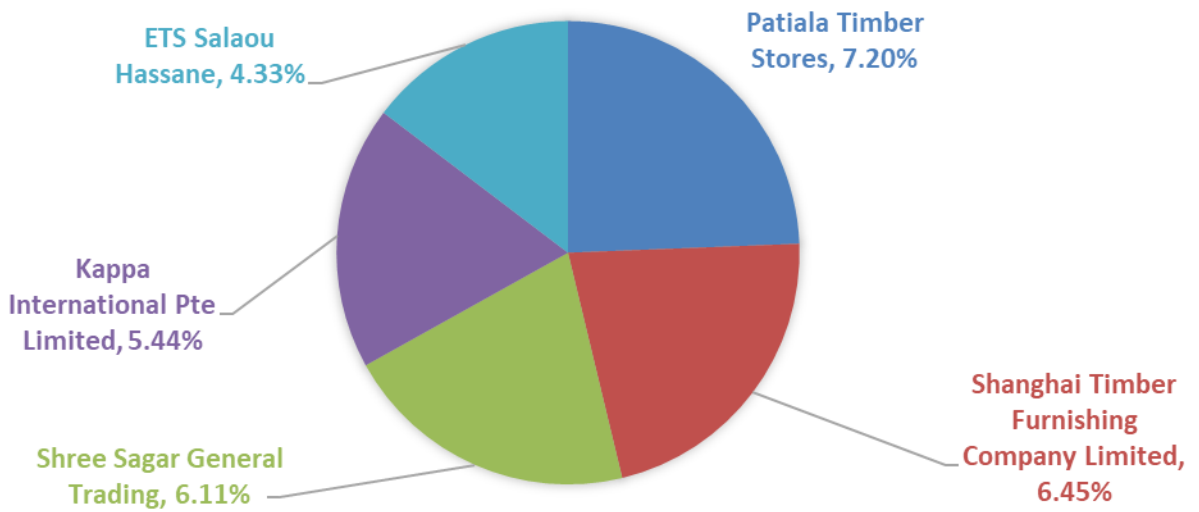
TOP 5 SPECIES FOR JANUARY 2021



TOP 5 DESTINATIONS FOR JANUARY 2021



TOP 5 BUYERS FOR JANUARY 2021



GHANA FORESTRY COMMISSION

V
I
S
I
O
N

“TO LEAVE FUTURE
GENERATIONS AND ITS
COMMUNITIES WITH RICHER,
BETTER, MORE VALUABLE
FORESTRY AND WILDLIFE
ENDOWMENTS THAN WE
INHERITED.”

M
I
S
S
I
O
N

“TO SUSTAINABLY
DEVELOP AND MANAGE
GHANA’S FORESTRY
AND WILDLIFE
RESOURCES.”