



# REPORT ON EXPORT OF GHANA'S TIMBER AND WOOD PRODUCTS MARCH, 2021

# Table of Contents: Ghana's Timber and Wood Products Export

REPORT ON EXPORT OF GHANA'S TIMBER AND WOOD PRODUCTS, MARCH 2021 .....	3
SUMMARY OF WOOD PRODUCTS EXPORT .....	3
MARKET MIX FOR MARCH 2021.....	4
TOP FIVE (5) CATEGORIES FOR THE MONTH OF MARCH 2021 [SEE APPENDIX D].....	9
TIMBER AND WOOD PRODUCTS ANALYTICS .....	11
Summary Report on Export Products March, 2021 .....	11
Leading Exporters of Wood Products for March 2021 .....	11
Leading Exporters of Top Five (5) Products by Species March 2021 .....	12
Leading Buyers of Top Five (5) Products by Species March 2021 .....	13
Major Markets of Ghana's Wood Products Exports: Jan-Mar 2020/ 2021: Volume .....	14
Export of Timber and Wood Products to Ecowas Countries: Jan-Mar 2020/ 2021 .....	15
Comparative Export Statistics for Timber and Wood Products: Jan-Mar 2020 / 2021 .....	15
Timber and Wood Products Classification .....	16
Export Performance for Timber and Wood Products.....	17
APPENDIX A.....	29
APPENDIX B .....	30
APPENDIX C .....	31
APPENDIX D.....	32

## REPORT ON EXPORT OF GHANA'S TIMBER AND WOOD PRODUCTS, MARCH 2021

### SUMMARY OF WOOD PRODUCTS EXPORT

The export of Ghana's timber and wood products in the month of March 2021 amounted to **€13,740,527.48** in value from the exported volume of **26,444.278m<sup>3</sup>** which represent an upturn of **53.65%** in value and **43.42%** in volume respectively as compared to an amount of **€8,942,943.64** gained from the exported volume of **18,438.800m<sup>3</sup>** documented in March 2020. Ninety-Two (92) Exporters (with the topmost five [5] being Logs and Lumber Limited, Samartex Timber and Plywood Company Limited, Mawuli Elliot Limited, John Bitar and Company Limited and Peacrok Company Limited with respect to exported volumes) were involved in the export of Ten (10) different wood products (with the best five [5] being Lumber (Air Dried), Billet, Lumber (Kiln Dried), Plywood (Overland) and Sliced Veneer with respect to manufactured volumes) in Forty-Seven (47) Species (with the first [5] being Teak, Wawa, Ceiba, Denya and Essa with regards to volumes felled) to Forty-One (41) different countries (with the top [5] favourite destination being India, United States of America, Belgium, Germany and Italy in terms of shipping volumes) sold to One Hundred and Nineteen (119) diverse Buyers (with the top five [5] being Kappa International PTE Limited, Shree Sagar General Trading, Thai Phat International Company Limited, Shanghai Timber Furnishing Company Limited and ETS Salaou Hassane with regards to volumes purchased).

Cumulatively, Ghana secured **€36,434,995.76** from the export of **68,617.414m<sup>3</sup>** in January-March 2021. Comparatively, in the previous year for the same period under review **€26,582,102.34** obtained from the export of **54,022.408m<sup>3</sup>** representing an upturn of **37.07%** in value and **27.02%** in volume respectively.

Consequently, the overall Average Unit Price increased from **€492/m<sup>3</sup>** in January-March 2020 to **€531/m<sup>3</sup>** in January-March 2021, representing a growth of **7.91%**.

**Primary Products** (Billets) accrued **€5,701,483.11 (15.65%)** from **13,692.969m<sup>3</sup> (19.96%)** of the total export of wood products from January-March 2021. The figures indicate increase of **222.49%** in volume and **275.15%** in value respectively compared to the timber export figures from January-March 2020 of **4,246.050m<sup>3</sup> (7.86%)** valued at **€1,519,779.28 (5.72%)**. [[See Appendix A](#)].

**Secondary Wood Products** comprising of Lumber, Plywood, Veneer, Boules and Briquettes formed the bulk of the country's wood export which generated **€28,889,867.85 (79.29%)** from a volume of **52,410.825m<sup>3</sup> (76.38%)** from January-March 2021. The figures indicate increase of **25.08%** in value and **11.09%** in volume compared to the contribution of **€ 23,096,545.81 (86.89%)** and **47,178.146 m<sup>3</sup> (87.33%)**, respectively from January-March 2020. [[See Appendix B](#)].

**Tertiary Wood Products** (Processed L/Mouldings) contributed **€1,843,644.80 (5.06%)** from a volume of **2,513.620m<sup>3</sup> (3.66%)** to the total wood products export from January-March 2021. Moreover, the figures indicate decrease of **3.26%** in volume and **6.21%** in value compared to the contribution of **2,598.212m<sup>3</sup> (4.81%)** and **€1,965,777.24 (6.47%)** from January-March 2020. [[See Appendix C](#)].

**On the direction of Trade, Asian/Far East** countries (favourite destinations) imported **44,214.142m<sup>3</sup> (64.44%)** valued at **€21.94million (60.23%)** during the period of March 2021; as the major destinations (in terms of value) for Ghana's wood products were India, China. Exports of timber products to these regions Lumber (Air Dried), Billet, Lumber (Kiln Dried), Sliced Veneer in Teak, Papao/ Apa, Denya, Senya, Mixed Redwood, Potrodum, Koto / Kyere, Kako / Ekki, Rubberwood, Wawa, Sapele, Cedrela, Kroma, Makore, Kusia.

**European imports** accounted for **€6.21million (17.06%)** from a volume of **10,241.555m<sup>3</sup> (14.93%)** to be the second major destination (in terms of value) for Ghana's wood products export during the month of March 2021. Exports to Europe were Lumber (Kiln Dried), Sliced Veneer, Processed L/ Mouldings, Lumber (Air Dried), Rotary Veneer, Boules (Air Dried), Briquettes in Wawa, Asanfina, Sapele, Niangon, Ceiba, Koto / Kyere, Essa, Black Ofram, Mahogany, Denya, Guarea, Edinam, Makore, Potrodum, Chenchen.

Wood product exports to **Africa** included Plywood (Overland), Lumber (Air Dried), Sliced Veneer, Lumber (Kiln Dried), Rotary Veneer yielded **€3.22million (8.84%)** from an exported volume of **7,425.373m<sup>3</sup> (10.82%)**. Major destinations included Egypt, Morocco, South Africa with the ECOWAS sub-region market having the largest share of 6,164.135m<sup>3</sup> (83.01%) valued at €2.37million (73.41%) of the total African wood products exported from Ghana during the period of March 2021. Wood products consisted mainly Plywood (Overland) and Lumber (Air Dried). Senegal (Lumber (Air Dried) and Plywood in Black Ofram, Walnut/Lovoa, Danta, Avodire and Wawabima), Togo (Plywood in Ceiba), Burkina Faso (Plywood in Ceiba, Mixed Redwood, Black Ofram and Sapele), Benin (Plywood in Ceiba), Niger (Plywood in Ceiba) and Mali (Plywood in Ofram and Ceiba) were the main ECOWAS markets during the period under review.

**American imports** accounted for **€3.33million (9.15%)** from the volume of **3,659.917m<sup>3</sup> (5.33%)** making it the fourth topmost destination (in terms of value) for Ghana's wood products export in March 2021. Exports to America were mainly Lumber (Kiln Dried), Rotary Veneer, Lumber (Air Dried) in Mahogany, Cedrela, Essa, Utile, Edinam, Kane, Odum, Ofram, Berekankon.

## MARKET MIX FOR MARCH 2021

Species	Product	Destination	Exporter	Buyer
Teak	Lumber (Air Dried)	India	Peacrok Company Limited	Shree Sagar General Trading
			Multimodal Freight Services Limited	Shanghai Timber Furnishing Company Limited
			Mawuli Elliot Limited	Kappa International PTE Limited
			3RDI Shipping Agency Limited	Thai Phat International Company Limited
			Eastwest Exports Limited	Alkema Singapore PTE Limited
			PM Overseas Ghana Limited	Patiala Timber Stores
			Nasorp Merchantile Company Limited	AIM Traders PTE Limited
			Regent Industries Ghana Limited	Shree Sagar General Trading
			Fortune Exim Ghana Limited	Fortune Exim
			Panchtatva Associates Limited	DMJ Impex PVT Limited
			Dark Andoh Global Company Limited	Kappa International PTE Limited
			Star Exim Ghana Limited	Shakyasinha Singapore PTE Limited
			Askraf International Company Limited	Thai Phat International Company Limited
			F Wood and Trading Company Limited	Sheena International
			Arena Resources Limited	Aron Global PTE Limited
			Duakron Ghana Limited	Bansal Lumbers PVT Limited
			Beghap Company Limited	Atul Timber Company
			Isaac Manu 2010 Limited	Suncity Global PTE Limited
			Renas Prestige Company Limited	Sr Natural Resources PTE Limited
			Vickymart Plus Company Limited	Agarwalla Teak International PVT Limited
Jonada Global Company Limited	Success Company Limited			
Gran Pa Shipping and Company Limited	L V Enterprise			
Smith Timber Export Limited	Sunlight Timber Industries PVT Limited			

			AIM Manufacturing Company Limited	AIM Traders PTE Limited
			Krish Sun Company Limited	Pan Asia Intercontinental PTE Limited
			Absdjaney Ghana Limited	SNB Exports SA
			Indiana Woods Limited	House of Tradings
			Bhakti Ghana Limited	Drashti Enterprise
			MKR Commodities Limited	Lila Commodities
			Frimp and Son Limited	Fortune Exim
			G 8 Farms and Company Limited	Madhesh Overseas
			Nihar Exim Ghana Limited	L V Enterprise
			Rock Age Impex Limited	New Dandeli Ventures
			Best Quote Limited	Arsh Interior and Aluminium Craft
			Richtuah Company Limited	Abhishek Impex
			Geavag Company Limited	Atul Timber Company
			Mcken Logistics Company Limited	Heramb Group
			Harvestive Ghana Limited	D S Trading Company
			Amoasly Company Limited	Dynamic International Limited
			Sandylord Company Limited	Coal Orbits Trading
			Nach Company Limited	Abhishek Impex
			K V Global Company Limited	Suncity Global PTE Limited
	Billet	India	Krish Sun Company Limited	Pan Asia Intercontinental PTE Limited
			Mawuli Elliot Limited	Kappa International PTE Limited
			3RDI Shipping Agency Limited	Thai Phat International Company Limited
			Arena Resources Limited	Aron Global PTE Limited
			Zenith Impex Ghana Limited	K A Agro Farm PVT Limited
			Dark Andoh Global Company Limited	Kappa International PTE Limited
				Fortune Exim
			Rock Age Impex Limited	New Dandeli Ventures
			PM Overseas Ghana Limited	Patiala Timber Stores
			AIM Manufacturing Company Limited	AIM Traders PTE Limited
			Absdjaney Ghana Limited	SNB Exports SA
			Nabe Wood Processing Limited	SSBC International
			Banyan Trade Africa Limited	Buddah Resorts PVT Limited
			Star Exim Ghana Limited	Shakyasinha Singapore PTE Limited
			Speed Bee Timber Company Limited	Surya Export and Import
			Mcken Logistics Company Limited	Heramb Group
			Panchtatva Associates Limited	DMJ Impex PVT Limited
			Askraf International Company Limited	Thai Phat International Company Limited
			Multigreen Company Limited	Kew Square International

			Geavag Company Limited	Atul Timber Company
			Nach Company Limited	Abhishek Impex
			Pan Afro King Company Limited	Glory International
			Frimp and Son Limited	Fortune Exim
			Peacrok Company Limited	Shree Sagar General Trading
			Multimodal Freight Services Limited	Shanghai Timber Furnishing Company Limited
			Bhakti Ghana Limited	Drashti Enterprise
			Indiana Woods Limited	House of Tradings
			Brown Brothers Company Limited	Ashirvad Impex Survey
			K V Global Company Limited	Suncity Global PTE Limited
			Avenue Wood Limited	Maria International PTE Limited
		United Arab Emirates	Beloved Knowledge Links Limited	South Asia Timber Resources PTE Limited
		Bangladesh	Mashwar Company Limited	Dhali Tradevilla
Wawa	Lumber (Kiln Dried)	Belgium	John Bitar and Company Limited	Stocksman Wood Products
				Vandecasteele Houtimport
			Logs and Lumber Limited	Stocksman Wood Products
				Somex NV Haven
			Specialized Timber Products Limited	Wijma GMBH and Company
		Lethnass Limited	Wijma GMBH and Company	
		Germany	Adras Company Limited	Wob Timber GMBH
			Boison Construction Works Limited	Sudeck and Company GMBH
			Asuo Bomosadu Timber and Sawmills Limited	Vöhringer GMBH and Company
			John Bitar and Company Limited	Vöhringer GMBH and Company
			Swiss Lumber Company Limited	Sudeck and Company GMBH
			Samartex Timber and Plywood Company Limited	Protimber Holz Import and Export
		Saudi Arabia	Ibrahim and Sons Company Limited	Timber Team International
			Logs and Lumber Limited	Intertranstrade International
			Adras Company Limited	Timber Team International
		Finland	Logs and Lumber Limited	International Wood Enterprise Limited
			Sunstex Company Limited	Marronwood
		Ireland	Sunstex Company Limited	Tradewood and Company
			John Bitar and Company Limited	RJC Agencies Limited
		Qatar	Logs and Lumber Limited	Timtrade Srl
		Estonia	Logs and Lumber Limited	Keflico Haverland
		France	Logs and Lumber Limited	Sarl Rochette Stephane
		South Africa	John Bitar and Company Limited	RJC Agencies Limited
United Kingdom	Ibrahim and Sons Company Limited	Chorley Timber Limited		
Processed L/ Mouldings	Germany	Logs and Lumber Limited	Merten Wood Products GMBH	

				Protimber Holz Import and Export
		Croatia	Logs and Lumber Limited	Injac D O O Batutuva
		Denmark	Logs and Lumber Limited	International Timber Trading APS
		Belgium	John Bitar and Company Limited	Stocksman Wood Products
			Logs and Lumber Limited	Stocksman Wood Products
		United Kingdom	John Bitar and Company Limited	RJC Agencies Limited
	Sliced Veneer	Hong Kong	Logs and Lumber Limited	Van Hout International B V
	Briquettes	United Kingdom	Sustainable Biomass Solution Ghana Limited	Diamond Fuel Supplies
Ceiba	Plywood (Overland)	Togo	Logs and Lumber Limited	ETS Salaou Hassane
			Jussak Company Limited	ETS Salaou Hassane
		Burkina Faso	Wood Pillar Limited	Nana Commerce
				Ilak Commerce
			Asuo Bomosadu Timber and Sawmills Limited	Nana Commerce
			John Bitar and Company Limited	Kabore Rasmane
		Benin	Logs and Lumber Limited	ETS Salaou Hassane
		Niger	Logs and Lumber Limited	ETS Salaou Hassane
			Jussak Company Limited	ETS Salaou Hassane
		Mali	Wood Pillar Limited	Triangle De Bois
	Rotary Veneer	Spain	John Bitar and Company Limited	Total Wood Sal Mkalles
		Belgium	John Bitar and Company Limited	Total Wood Sal Mkalles
		Italy	John Bitar and Company Limited	Total Wood Sal Mkalles
		Morocco	John Bitar and Company Limited	Total Wood Sal Mkalles
	Processed L/ Mouldings	Germany	Xylogi Company Limited	Van Hout International B V
		Belgium	John Bitar and Company Limited	Stocksman Wood Products
	Sliced Veneer	Italy	Mondial Veneer Ghana Limited	Mondial Tranciati Srl
Mahogany	Lumber (Kiln Dried)	United States of America	Samartex Timber and Plywood Company Limited	Superior Timber and Deckings Limited
			Mondial Veneer Ghana Limited	Holz Schnettler Soest
			Logs and Lumber Limited	North American Wood Products
			Logs Court Limited	Treemex Holz Im-und Export GMBH
			Swiss Lumber Company Limited	Blue Resources
			Nana Ajoa Frimpomaa Company Limited	Stordco Holdings
		Dominican Republic	Samartex Timber and Plywood Company Limited	Superior Timber and Deckings Limited
		Germany	Adras Company Limited	Wob Timber GMBH
	Sliced Veneer	Germany	Samartex Timber and Plywood Company Limited	Sonke Bruhn GMBH and Company
			Logs and Lumber Limited	Sonke Bruhn GMBH and Company

		Italy	Mondial Veneer Ghana Limited	Mondial Tranciati Srl
			Logs and Lumber Limited	Mondolegno Srl
	Lumber (Air Dried)	United States of America	Kete Krachi Timber Recovery Limited	Spencer Bird Limited
Asanfina	Sliced Veneer	Italy	Logs and Lumber Limited	Mondolegno Srl
			Mondial Veneer Ghana Limited	Mondial Tranciati Srl
		Spain	Samartex Timber and Plywood Company Limited	Chapas Turia
			Ayum Forest Products Limited	Chapas Turia
Essa	Rotary Veneer	United States of America	Samartex Timber and Plywood Company Limited	Superior Timber and Deckings Limited
			John Bitar and Company Limited	Munro Brice and Company Limited
		Canada	Samartex Timber and Plywood Company Limited	Superior Timber and Deckings Limited
	Processed L/ Mouldings	United Kingdom	Logs and Lumber Limited	Finewood Marketing
	Sliced Veneer	Italy	Mondial Veneer Ghana Limited	Mondial Tranciati Srl
Denya	Lumber (Air Dried)	Vietnam	Samartex Timber and Plywood Company Limited	Dai Loi Trading Company Limited
			Logs and Lumber Limited	Tuah Thanh Trading Company Limited
			Askraf International Company Limited	Timber Team International
			Richtuah Company Limited	Abhishek Impex
		India	Green Nations Limited	Success Company Limited
			Nasorp Merchantile Company Limited	CNNC Nuclear Power Company Limited
		United Arab Emirates	Africa Timber Resources Limited	South Asia Timber Resources PTE Limited
		Belgium	John Bitar and Company Limited	Vandecasteele Houtimport
			Swiss Lumber Company Limited	Sudeck and Company GMBH
		Concrete Décor Designs Limited	Success Company Limited	
	South Korea	Ecood Company Limited	Aeon Industry	
	Processed L/ Mouldings	Italy	Samartex Timber and Plywood Company Limited	Superior Timber and Deckings Limited
		Netherlands	Logs and Lumber Limited	Van Hout International B V
Cedrela	Lumber (Kiln Dried)	United States of America	Ayipah Wood Company Limited	Overseas Hardwood Company
				Baillie Lumber
			Logs and Lumber Limited	Baystate Industries
			City View Company Limited	Overseas Hardwood Company
		China	Ayipah Wood Company Limited	Central National Asia Limited
		Dominican Republic	Ayipah Wood Company Limited	Argento Limited
Sapele	Lumber (Kiln Dried)	Italy	Samartex Timber and Plywood Company Limited	Florian Legno Spa
				Sangiorgi Legnami Spa
		United Kingdom	Samartex Timber and Plywood Company Limited	Lathams Direct Timber
		Germany	Logs and Lumber Limited	Wob Timber GMBH
		Pakistan	Swiss Lumber Company Limited	Blue Resources



	Sliced Veneer	United Arab Emirates	Logs and Lumber Limited	Chabros International Group
		Germany	Samartex Timber and Plywood Company Limited	Sonke Bruhn GMBH and Company
		Denmark	Logs and Lumber Limited	Keflico Haverland
		Italy	Mondial Veneer Ghana Limited	Mondial Tranciati Srl
			Logs and Lumber Limited	Mondolegno Srl
	India	Logs and Lumber Limited	Century Plyboards Limited	
	Plywood (Overland)	Burkina Faso	John Bitar and Company Limited	Kabore Rasmane
Papao/ Apa	Lumber (Air Dried)	Vietnam	Samartex Timber and Plywood Company Limited	Dai Loi Trading Company Limited
			Primus Freight Services Limited	Thai Phat International Company Limited
			Frimp and Son Limited	Fortune Exim
		India	Nasorp Merchantile Company Limited	CNNC Nuclear Power Company Limited
			Benediction Company Limited	Loc Ha Trading Company Limited
		Indonesia	Kete Krachi Timber Recovery Limited	Timber Team International

#### TOP FIVE (5) CATEGORIES FOR THE MONTH OF MARCH 2021 [\[SEE APPENDIX D\]](#)

EXPORTER	Volume (m <sup>3</sup> )	% Share in Volume (m <sup>3</sup> ) for March 2021
<b>Logs and Lumber Limited</b> P. O. Box 3344, Kumasi [+233 32202522718]	2,505.033	9.47%
<b>Samartex Timber and Plywood Company Limited</b> P. O. Box 1, Samreboi [+233 312022963]	2,092.805	7.91%
<b>Mawuli Elliot Limited</b> P. O. BOX AN 19644, Accra-North [+233244081741]	1,753.487	6.63%
<b>John Bitar and Company Limited</b> P. O. Box 406, Sekondi [+233244330765]	1,546.287	5.85%
<b>Peacrok Company Limited</b> BOX KS 1093 Kumasi [+233244260508]	1,367.096	5.17%

PRODUCT	Volume (m <sup>3</sup> )	% Share in Volume (m <sup>3</sup> ) for March 2021
Lumber (Air Dried)	12,735.810	48.16%
Billet	5,438.762	20.57%
Lumber (Kiln Dried)	3,654.823	13.82%
Plywood (Overland)	1,795.894	6.79%
Sliced Veneer	1,014.870	3.84%

SPECIES	Volume (m <sup>3</sup> )	% Share in Volume (m <sup>3</sup> ) for March 2021
Teak	15,370.156	58.12%
Wawa	1,982.314	7.50%
Ceiba	1,969.225	7.45%
Denya	593.637	2.24%
Essa	536.521	2.03%

DESTINATION	Volume (m <sup>3</sup> )	% Share in Volume (m <sup>3</sup> ) for March 2021
India	15,652.598	59.19%
United States of America	994.504	3.76%
Belgium	943.033	3.57%
Germany	861.245	3.26%
Italy	830.980	3.14%

BUYER	Volume (m <sup>3</sup> )	% Share in Volume (m <sup>3</sup> ) for March 2021
<b>Kappa International PTE Limited</b> No 10. Anson Road #23-16 International Plaza, Singapore – 079903, Singapore. [+65 6225 6186]	2,144.072	8.11%
<b>Shree Sagar General Trading</b> Free Zone Entity FZE SM – Office G1 Hall 2-16 Ajman, United Arab Emirates [+971 564 378300]	1,839.682	6.96%
<b>Thai Phat International Company Limited</b> 26F/1 Le Quoc Hung, Ward 12 , 4 District, Ho Chi Minh City, Vietnam	1,504.036	5.69%
<b>Shanghai Timber Furnishing Company Limited</b> 82/15 Moo 6, Soi Wat Srimuang, Setthakit Road. [+6634 412 993]/ [+662 260 9913]	1,279.551	4.84%
<b>ETS Salaou Hassane</b> ET Fils Commerce General HF 4194B 13384 Niamey, Niger [+22 622 8676]	1,096.949	4.15%

## TIMBER AND WOOD PRODUCTS ANALYTICS

### Summary Report on Export Products March, 2021

HS CODE	PRODUCT	VOLUME (m <sup>3</sup> )	VALUE (€)	CUMULATIVE: JAN-MAR 2021	
				VOLUME (m <sup>3</sup> )	VALUE (€)
4407	Lumber (Air Dried)	12,735.810	6,478,777.15	33,394.015	17,066,175.76
4403	Billet	5,438.762	2,248,505.19	13,692.969	5,701,483.11
4407	Lumber (Kiln Dried)	3,654.823	2,144,220.58	9,724.863	6,247,998.68
4408	Sliced Veneer	1,014.870	1,023,444.50	2,343.219	2,620,120.94
4412	Plywood (Overland)	1,795.894	716,352.96	4,631.779	1,769,936.52
4418	Processed L/ Mouldings	705.184	570,697.96	2,513.620	1,843,644.80
4408	Rotary Veneer	788.365	399,005.91	1,706.096	888,580.10
4412	Plywood	183.949	97,635.20	375.239	198,830.43
4409	Boules (Air Dried)	98.090	55,950.35	140.510	78,432.95
4401	Briquettes	28.531	5,937.70	95.104	19,792.47
	<b>GRAND TOTAL</b>	<b>26,444.278</b>	<b>13,740,527.48</b>	<b>68,617.414</b>	<b>36,434,995.76</b>

MARCH 2021 AVERAGE EXCHANGE RATE
€ 1 = \$1.19
£ 1.16 = € 1

### Leading Exporters of Wood Products for March 2021

PRODUCT	EXPORTER	VOLUME (m <sup>3</sup> )	VALUE (€)	€/m <sup>3</sup>
Lumber (Air Dried)	Peacrok Company Limited	1334.04	637,458.96	477.84
Billet	Krish Sun Company Limited	998.084	417,311.00	418.11
Lumber (Kiln Dried)	Logs and Lumber Limited	907.754	519,077.10	571.83
Sliced Veneer	Logs and Lumber Limited	388.196	463,378.08	1,193.67
Plywood (Overland)	Logs and Lumber Limited	751.640	294,397.50	391.67
Processed L/ Mouldings	Logs and Lumber Limited	324.155	225,766.26	696.48
Rotary Veneer	Samartex Timber and Plywood Company Limited	446.590	275,137.04	616.08
Plywood	Samartex Timber and Plywood Company Limited	183.949	97,635.20	530.77
Boules (Air Dried)	Samartex Timber and Plywood Company Limited	48.786	30,050.99	615.98
Briquettes	Sustainable Biomass Solution Ghana Limited	28.531	5,937.70	208.11

## Leading Exporters of Top Five (5) Products by Species March 2021

SPECIES	EXPORTERS	VOLUME (m <sup>3</sup> )	VALUE (€)	€/m <sup>3</sup>
Teak	Mawuli Elliot Limited	1713.45	785,409.42	458.38
Wawa	Logs and Lumber Limited	540.11	265,654.68	491.85
Ceiba	Logs and Lumber Limited	751.64	294,397.50	391.67
Mahogany	Samartex Timber and Plywood Company Limited	304.95	256,654.83	841.62
Asanfina	Logs and Lumber Limited	232.05	201,299.45	867.49
Denya	Green Nations Limited	108.79	71,478.00	657.03
Cedrela	Ayipah Wood Company Limited	289.83	240,319.35	829.16
Sapele	Samartex Timber and Plywood Company Limited	223.84	159,697.20	713.43
Papao/ Apa	Nasorp Merchantile Company Limited	90.25	99,730.52	1,105.01
Kako / Ekki	Africa Timber Resources Limited	272.06	178,751.17	657.03
Black Ofram	Logs and Lumber Limited	79.53	97,213.53	1,222.36
Koto / Kyere	Ayum Forest Products Limited	41.22	57,290.09	1,389.98
Senya	Delin Wood Limited	220.84	118,717.02	537.57
Mixed Redwood	John Bitar and Company Limited	147.35	70,439.00	478.05
Dahoma	John Bitar and Company Limited	98.94	50,848.40	513.92
Niangon	Ghana Primewood Products Limited	130.99	68,759.15	524.91
Makore	Samartex Timber and Plywood Company Limited	98.49	81,924.79	831.83
Walnut / Lovoa	Samartex Timber and Plywood Company Limited	149.05	61,092.49	409.88
Chenchen	Logs and Lumber Limited	22.44	32,732.39	1,458.37
Potrodum	Benediction Company Limited	36.473	26,142.52	716.76
Utile	Buadac Company Limited	34.449	34,980.03	1,015.42
Rubberwood	Prestige Innovation and Processing Company	186.621	44,587.71	238.92
Danta	John Bitar and Company Limited	86.551	30,026.99	346.93
Edinam	Logs and Lumber Limited	33.006	23,066.06	698.84
Kusia	Samartex Timber and Plywood Company Limited	54.926	22,309.08	406.17
Ofram	Mondial Veneer Ghana Limited	36.546	27,546.02	753.75
Kroma	Green Nations Limited	54.440	26,013.74	477.84
Gmelina	PVN International Limited	68.298	13,054.27	191.14
Odum	Adras Company Limited	8.916	8,916.00	1,000.00
White Ofram	Fosu and Fosuaa Company Limited	43.622	18,757.46	430.00
Yaya	Concrete Décor Designs Limited	26.919	12,113.55	450.00
Guarea	Swiss Lumber Company Limited	35.460	17,730.00	500.00
Ayan / B'Dua	Boison Construction Works Limited	34.625	16,273.75	470.00
Avodire	John Bitar and Company Limited	72.262	16,258.95	225.00
Black Hyedua	Boison Construction Works Limited	21.167	16,035.45	757.57
Candollei	Adras Company Limited	9.551	6,208.15	650.00
Wawabima	Samartex Timber and Plywood Company Limited	76.632	39,396.10	514.10
Albizia	Logs and Lumber Limited	22.704	10,443.84	460.00
Hyedua	Samartex Timber and Plywood Company Limited	4.667	6,261.39	1,341.69
Kane	Kete Krachi Timber Recovery Limited	8.426	8,153.26	967.63
Entedua	Logs and Lumber Limited	3.083	3,854.13	1,250.00
Essa	Mondial Veneer Ghana Limited	12.700	6,773.16	533.33
Ohaa	Mondial Veneer Ghana Limited	4.944	3,295.98	666.67
Bediwonua	Mondial Veneer Ghana Limited	4.034	2,749.57	681.55
Berekankon	Kete Krachi Timber Recovery Limited	0.833	1,094.62	1,314.07

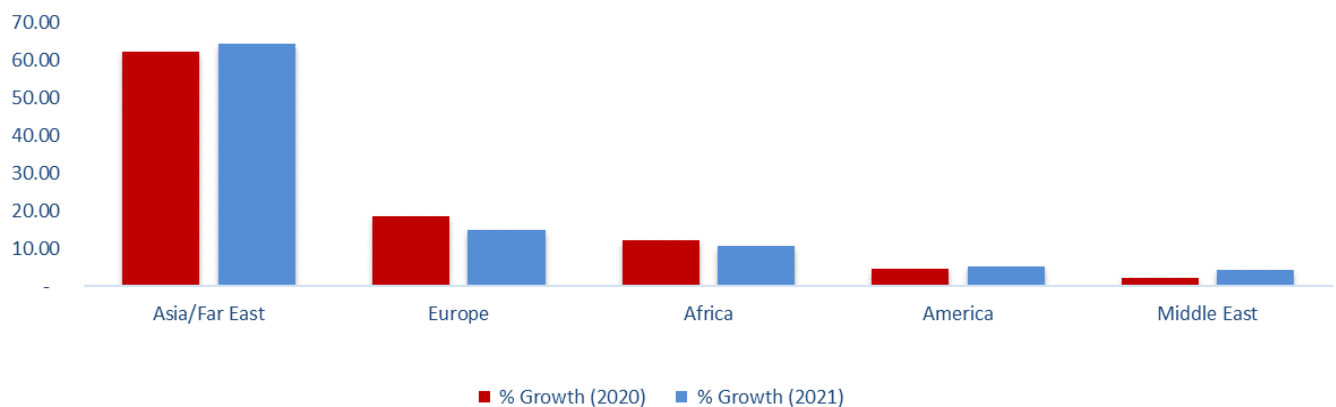
## Leading Buyers of Top Five (5) Products by Species March 2021

SPECIES	BUYERS	VOLUME (m <sup>3</sup> )	VALUE (€)	€/m <sup>3</sup>
Teak	Kappa International PTE Limited	2,122.032	1,051,931.70	495.72
Wawa	Timber Team International	187.189	89,446.84	477.84
Ceiba	ETS Salaou Hassane	1,096.949	424,505.99	386.99
Mahogany	Superior Timber and Deckings Limited	287.836	217,677.07	756.25
Asanfina	Mondolegno Srl	232.047	201,299.45	867.49
Denya	Success Company Limited	126.986	80,030.59	630.23
Cedrela	Overseas Hardwood Company	187.346	183,519.82	979.58
Sapele	Florian Legno Spa	84.541	52,766.51	624.15
Papao/ Apa	CNNC Nuclear Power Company Limited	90.253	99,730.52	1,105.01
Kako / Ekki	South Asia Timber Resources PTE Limited	272.058	178,751.17	657.03
Black Ofram	Timtrade Srl	33.625	53,557.74	1,592.81
Koto / Kyere	Wob Timber GMBH	65.007	41,218.26	634.06
Senya	Greenda Industry Limited	220.839	118,717.02	537.57
Mixed Redwood	Chabros International Group	65.724	42,790.29	651.06
Dahoma	Chabros International Group	67.110	38,481.60	573.41
Niangon	TWT Agencies	130.993	68,759.15	524.91
Makore	Star Wood	98.487	81,924.79	831.83
Walnut / Lovoa	Batiplus Industries	160.284	65,742.95	410.17
Chenchen	Keflico Haverland	13.436	22,393.25	1,666.67
Potrodum	Loc Ha Trading Company Limited	36.473	26,142.52	716.76
Utile	Blue Resources	34.449	34,980.03	1,015.42
Rubberwood	Hong Kong Liangruncheng International	186.621	44,587.71	238.92
Danta	Batiplus Industries	103.346	34,329.06	332.18
Edinam	Timtrade Srl	33.006	23,066.06	698.84
Kusia	Superior Timber and Deckings Limited	54.926	22,309.08	406.17
Ofram	Mondial Tranciati Srl	36.546	27,546.02	753.75
Kroma	Success Company Limited	54.440	26,013.74	477.84
Gmelina	SSBC International	68.298	13,054.27	191.14
Odum	Wob Timber GMBH	8.916	8,916.00	1,000.00
White Ofram	Wijma GMBH and Company	43.622	18,757.46	430.00
Yaya	Success Company Limited	26.919	12,113.55	450.00
Guarea	Blue Resources	35.460	17,730.00	500.00
Ayan / B'Dua	Arbawood Timber Trading Agency	34.625	16,273.75	470.00
Avodire	Batiplus Industries	72.262	16,258.95	225.00
Black Hyedua	Sudeck and Company GMBH	21.167	16,035.45	757.57
Candollei	Wob Timber GMBH	9.551	6,208.15	650.00
Wawabima	Batiplus Industries	96.876	33,502.77	345.83
Albizia	Mourao Wood LDA	22.704	10,443.84	460.00
Hyedua	Chapas Turia	6.870	9,198.35	1,339.01
Kane	Spencer Bird Limited	8.426	8,153.26	967.63
Entedua	Sonke Bruhn GMBH and Company	3.083	3,854.13	1,250.00
Essa	Mondial Tranciati Srl	12.700	6,773.16	533.33
Ohaa	Mondial Tranciati Srl	4.944	3,295.98	666.67
Bediwonua	Mondial Tranciati Srl	4.034	2,749.57	681.55
Berekankon	Spencer Bird Limited	0.833	1,094.62	1,314.07

## Major Markets of Ghana's Wood Products Exports: Jan-Mar 2020/ 2021: Volume

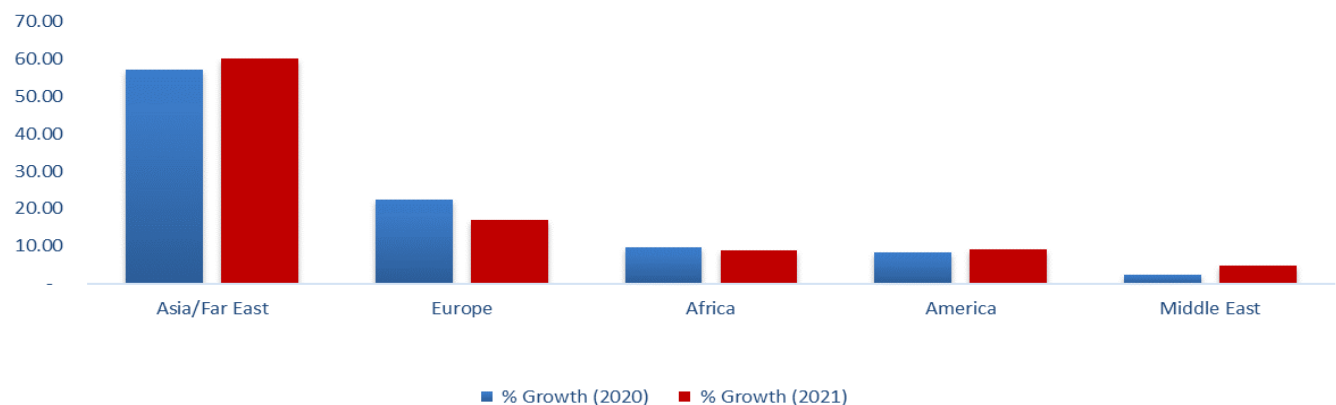
Volume(m <sup>3</sup> ) in thousands					
CONTINENT	JAN-MAR 2020	% Growth (2020)	JAN-MAR 2021	% Growth (2021)	Volume Variation
	Volume(m <sup>3</sup> )		Volume(m <sup>3</sup> )		
Asia/Far East	33.653	62.29	44.214	64.44	2.14
Europe	10.008	18.53	10.242	14.93	-3.60
Africa	6.654	12.32	7.425	10.82	-1.50
America	2.523	4.67	3.660	5.33	0.66
Middle East	1.184	2.19	3.076	4.48	2.29
<b>Total</b>	<b>54.022</b>	<b>100.00</b>	<b>68.617</b>	<b>100.00</b>	<b>0.00</b>

### %in Volume (m<sup>3</sup>) for Exports in the Major Markets for Jan-March 2020 and 2021



Values (€) in millions					
CONTINENT	JAN-MAR 2020	% Growth (2020)	JAN-MAR 2021	% Growth (2021)	Value Variation
	Value(€)		Value(€)		
Asia/Far East	15.21	57.20	21.94	60.23	3.03
Europe	5.95	22.39	6.21	17.06	-5.33
Africa	2.58	9.72	3.22	8.84	-0.88
America	2.20	8.26	3.33	9.15	0.89
Middle East	0.64	2.42	1.72	4.72	2.30
<b>Total</b>	<b>26.58</b>	<b>100.00</b>	<b>36.43</b>	<b>100.00</b>	<b>0.00</b>

### % in Value (€) for Exports in the Major Markets for Jan-March 2020 and 2021



## Export of Timber and Wood Products to Ecowas Countries: Jan-Mar 2020/ 2021

ECOWAS COUNTRIES	JAN-MAR 2020			JAN-MAR 2021		
	Volume(m <sup>3</sup> )	Value(€)	UNIT PRICE	Volume(m <sup>3</sup> )	Value(€)	UNIT PRICE
Burkina Faso	1,516.246	493,572.93	325.52	1,589.894	602,869.68	379.19
Niger	1,870.324	587,869.89	314.31	845.413	297,564.74	351.98
Togo	546.730	210,687.31	385.36	1,484.718	564,663.26	380.32
Senegal	-	-	-	1,463.976	563,345.80	384.81
Benin	566.781	168,285.30	296.91	360.193	146,662.50	407.18
Cape Verde	244.099	106,793.77	437.50	68.380	31,970.92	467.55
Gambia	55.368	23,508.77	424.59	55.368	26,076.83	470.97
Mali	122.291	44,554.35	364.33	296.193	132,099.50	445.99
<b>TOTAL</b>	<b>4,921.839</b>	<b>1,635,272.32</b>	<b>332.25</b>	<b>6,164.135</b>	<b>2,365,253.24</b>	<b>383.71</b>

## Comparative Export Statistics for Timber and Wood Products: Jan-Mar 2020 / 2021

PRODUCT	% GROWTH			% GROWTH		
	JAN-MAR 2020	JAN-MAR 2021	% Growth in Volume	JAN-MAR 2020	JAN-MAR 2021	% Growth in Value
	Volume(m <sup>3</sup> )	Volume(m <sup>3</sup> )		Value(€)	Value(€)	
Lumber (Air Dried)	27,860.562	33,394.015	19.86	12,808,306.49	17,066,175.76	33.24
Lumber (Kiln Dried)	9,895.272	9,724.863	-1.72	5,868,232.45	6,247,998.68	6.47
Plywood (Overland)	4,672.202	4,631.779	-0.87	1,524,114.86	1,769,936.52	16.13
Plywood	-	375.239	0.00	-	198,830.43	0.00
Processed L/Mouldings	2,598.212	2,513.620	-3.26	1,965,777.24	1,843,644.80	-6.21
Sliced Veneer	1,995.419	2,343.219	17.43	1,840,956.01	2,620,120.94	42.32
Rotary Veneer	2,571.861	1,706.096	-33.66	945,030.98	888,580.10	-5.97
Sliced Veneer (Overland)	5.538	-	-100.00	4,363.69	-	-100.00
Billet	4,246.050	13,692.969	222.49	1,519,779.28	5,701,483.11	275.15
Boules (Air Dried)	98.084	140.510	43.25	56,617.48	78,432.95	38.53
Boules (Kiln Dried)	79.208	-	-100.00	48,923.85	-	-100.00
Briquettes	-	95.104	0.00	-	19,792.47	0.00
<b>TOTAL</b>	<b>54,022.408</b>	<b>68,617.414</b>	<b>27.02</b>	<b>26,582,102.34</b>	<b>36,434,995.76</b>	<b>37.07</b>

## Timber and Wood Products Classification

PRODUCT	JAN-MAR 2020			JAN-MAR 2021		
	Volume(m <sup>3</sup> )	Value(€)	% Share in Value	Volume(m <sup>3</sup> )	Value(€)	% Share in Value
<b>PRIMARY</b>						
Billet	4,246.050	1,519,779.28		13,692.969	5,701,483.11	
<b>SUB TOTAL</b>	<b>4,246.050</b>	<b>1,519,779.28</b>	<b>5.72</b>	<b>13,692.969</b>	<b>5,701,483.11</b>	<b>15.65</b>
<b>SECONDARY</b>						
Lumber (Air Dried)	27,860.562	12,808,306.49		33,394.015	17,066,175.76	
Lumber (Kiln Dried)	9,895.272	5,868,232.45		9,724.863	6,247,998.68	
Boules (Air Dried)	98.084	56,617.48		140.510	78,432.95	
Boules (Kiln Dried)	79.208	48,923.85		-	-	
Veneers	4,572.818	2,790,350.68		4,049.315	3,508,701.04	
Plywood (Overland)	4,672.202	1,524,114.86		4,631.779	1,769,936.52	
Plywood	-	-		375.239	198,830.43	
Briquettes	-	-		95.104	19,792.47	
<b>SUB TOTAL</b>	<b>47,178.146</b>	<b>23,096,545.81</b>	<b>86.89</b>	<b>52,410.825</b>	<b>28,889,867.85</b>	<b>79.29</b>
<b>TERTIARY</b>						
Processed L/Mouldings	2,598.212	1,965,777.24		2,513.620	1,843,644.80	
<b>SUB TOTAL</b>	<b>2,598.212</b>	<b>1,965,777.24</b>	<b>7.40</b>	<b>2,513.620</b>	<b>1,843,644.80</b>	<b>5.06</b>
<b>GRAND TOTAL</b>						
	<b>54,022.408</b>	<b>26,582,102.34</b>	<b>100.00</b>	<b>68,617.414</b>	<b>36,434,995.76</b>	<b>100.00</b>

Product	m <sup>3</sup> /ft. container
Logs	11-13m <sup>3</sup> / 20ft
Other Products	20m <sup>3</sup> / 20ft



## Export Performance for Timber and Wood Products

### EXPORTERS PERFORMANCE - LUMBER (AIR DRIED)

EXPORTER	VOLUME (m <sup>3</sup> )	VALUE (€)	CUMULATIVE: JAN-MAR 2021	
			VOLUME (m <sup>3</sup> )	VALUE (€)
Peacrok Company Limited	1,334.036	637,458.96	2,794.330	1,346,404.22
Multimodal Freight Services Limited	1,246.520	595,640.11	3,703.290	1,787,214.24
Mawuli Elliot Limited	1,173.134	564,873.75	1,786.166	874,216.59
Nasorp Merchantile Company Limited	623.329	362,231.33	1,619.614	883,276.86
3RDI Shipping Agency Limited	577.787	276,091.13	1,678.654	808,789.14
Eastwest Exports Limited	372.170	268,091.70	518.179	374,943.53
Samartex Timber and Plywood Company Limited	521.850	253,258.40	1,769.879	763,477.81
PM Overseas Ghana Limited	523.512	250,156.23	1,588.342	767,728.88
Africa Timber Resources Limited	363.493	238,827.01	953.495	632,270.45
Regent Industries Ghana Limited	472.586	225,821.63	1,174.642	566,943.69
Fortune Exim Ghana Limited	397.592	189,986.32	1,533.055	741,645.39
Panchtatva Associates Limited	380.493	181,815.69	1,358.493	656,660.72
Dark Andoh Global Company Limited	200.250	179,414.89	542.539	483,450.10
Star Exim Ghana Limited	325.189	155,389.09	325.189	155,389.09
Askraf International Company Limited	308.779	154,213.60	797.455	394,011.26
Green Nations Limited	235.697	145,105.63	889.295	556,902.25
F Wood and Trading Company Limited	270.963	129,477.61	614.132	296,105.29
John Bitar and Company Limited	367.267	129,299.26	503.445	195,235.66
Arena Resources Limited	270.090	129,060.45	378.237	181,628.78
Duakron Ghana Limited	253.012	120,899.86	1,371.917	664,486.33
Delin Wood Limited	220.839	118,717.02	496.922	269,613.52
Beghap Company Limited	144.227	68,917.78	306.436	147,562.01
Ghana Primewood Products Limited	130.993	68,759.15	130.993	68,759.15
Logs and Lumber Limited	133.288	65,438.72	405.841	192,238.28
Frimp and Son Limited	90.324	55,594.81	90.324	55,594.81
Isaac Manu 2010 Limited	108.190	51,697.77	342.620	165,334.30
Richtuah Company Limited	90.332	48,569.22	379.713	203,491.08
Benediction Company Limited	54.771	46,362.00	163.289	139,233.47
Primus Freight Services Limited	41.801	46,190.55	62.001	68,779.89
Renas Prestige Company Limited	90.087	43,047.39	270.190	130,749.86
Vickymart Plus Company Limited	90.025	43,017.76	162.045	77,845.37
Jonada Global Company Limited	90.011	43,011.07	180.316	92,139.72
Pas Timbers Limited	64.193	39,799.66	84.280	51,851.86
Ecod Company Limited	55.453	36,434.47	55.453	36,434.47
Gran Pa Shipping and Company Limited	72.380	34,586.23	361.666	175,089.87
Smith Timber Export Limited	72.351	34,572.38	126.407	60,847.94
AIM Manufacturing Company Limited	72.244	34,521.25	270.534	131,018.92
Krish Sun Company Limited	72.182	34,491.62	72.182	34,491.62
Absdjaney Ghana Limited	72.117	34,460.56	72.117	34,460.56
Indiana Woods Limited	72.060	34,433.32	108.090	51,991.91
Bhakti Ghana Limited	72.000	34,404.65	72.000	34,404.65
Prestige Innovation and Processing Company	138.951	33,198.34	138.951	33,198.34
Kete Krachi Timber Recovery Limited	29.617	26,946.54	143.011	146,794.29
MKR Commodities Limited	54.123	25,862.26	324.694	157,111.36
G 8 Farms and Company Limited	54.039	25,822.13	54.039	25,822.13

Nihar Exim Ghana Limited	36.274	17,333.26	90.477	43,680.63
Rock Age Impex Limited	36.174	17,285.47	198.893	96,312.63
Best Quote Limited	36.080	17,240.55	108.284	52,427.90
Geavag Company Limited	36.039	17,220.96	360.728	197,570.82
Mcken Logistics Company Limited	36.000	17,202.33	72.000	34,746.29
Adras Company Limited	21.346	15,880.05	47.567	27,941.71
Swiss Lumber Company Limited	21.129	8,979.83	21.129	8,979.83
Harvestive Ghana Limited	18.079	8,638.91	18.079	8,638.91
Amoasly Company Limited	18.059	8,629.36	307.052	148,584.48
Sandylord Company Limited	18.054	8,626.97	72.211	34,951.78
Nach Company Limited	18.032	8,616.45	180.289	87,351.57
K V Global Company Limited	18.000	8,601.16	36.000	17,305.65
Concrete Décor Designs Limited	18.197	8,552.59	18.197	8,552.59
Ibrahim and Sons Company Limited	-	-	205.437	119,374.12
Juben Empire Ghana Limited	-	-	236.098	111,401.79
A List Enterprise Ghana Limited	-	-	144.662	87,699.19
Ere Oseiwaa Company Limited	-	-	180.781	87,693.73
Makarios Logistics Limited	-	-	36.150	40,425.98
WR Company Limited	-	-	57.454	21,303.21
Erivankes Company Limited	-	-	18.459	20,802.48
Geetanjali Trading Company Limited	-	-	36.004	17,545.92
Speed Bee Timber Company Limited	-	-	36.270	17,539.53
Mere Plantations Limited	-	-	44.185	14,956.96
Broadwater Company Limited	-	-	24.696	14,323.68
Felixo Prestige Company Limited	-	-	22.672	9,748.96
Star Sawmill Products Limited	-	-	19.614	8,841.65
Pan Afro King Company Limited	-	-	18.260	8,830.21
G L Interlink Limited	-	-	7.905	3,003.90
<b>GRAND TOTAL</b>	<b>12,735.810</b>	<b>6,478,777.15</b>	<b>33,394.015</b>	<b>17,066,175.76</b>

#### MOVING SPECIES - LUMBER (AIR DRIED)

SPECIES	VOLUME (m <sup>3</sup> )	VALUE (€)	CUMULATIVE: JAN-MAR 2021	
			VOLUME (m <sup>3</sup> )	VALUE (€)
Teak	10,043.772	4,973,320.16	26,174.132	12,971,992.53
Denya	551.316	334,463.08	1,981.677	1,199,242.70
Papao/ Apa	234.450	249,868.79	531.227	575,421.83
Kako / Ekki	344.526	226,365.05	1,081.588	715,704.02
Senya	275.147	147,911.52	839.263	456,422.89
Niangon	195.186	108,558.81	215.273	120,611.01
Dahoma	177.853	72,835.52	334.380	147,737.97
Walnut / Lovoa	160.284	65,742.95	365.954	148,439.51
Potrodum	73.057	52,364.60	142.684	101,893.24
Danta	125.997	44,227.55	218.437	77,505.95
Kusia	81.451	36,404.19	106.147	50,727.87
Rubberwood	138.951	33,198.34	138.951	33,198.34
Kroma	54.440	26,013.74	181.293	64,353.66
Black Ofram	87.449	25,422.66	454.885	137,466.97
Avodire	72.262	16,258.95	72.262	16,258.95
Wawabima	47.121	15,590.97	96.876	33,502.77
Candollei	20.602	12,254.48	20.602	12,254.48

Albizia	22.704	10,443.84	56.933	25,364.98
Utile	11.795	9,671.90	11.795	9,671.90
Kane	8.426	8,153.26	8.426	8,153.26
Odum	2.930	3,780.21	8.967	6,334.67
Mahogany	2.969	3,546.79	2.969	3,546.79
Ofram	2.289	1,285.19	2.289	1,285.19
Berekankon	0.833	1,094.62	0.833	1,094.62
Wawa	-	-	155.143	66,931.41
Guarea	-	-	68.380	31,970.92
Ananta	-	-	71.594	26,167.56
Emire	-	-	26.585	14,355.90
Sapele	-	-	24.470	8,563.88
<b>GRAND TOTAL</b>	<b>12,735.810</b>	<b>6,478,777.15</b>	<b>33,394.015</b>	<b>17,066,175.76</b>

#### DIRECTION OF TRADE - LUMBER (AIR DRIED)

DESTINATION	VOLUME (m <sup>3</sup> )	VALUE (€)	CUMULATIVE: JAN-MAR 2021	
			VOLUME (m <sup>3</sup> )	VALUE (€)
India	10,445.140	5,275,765.22	26,867.232	13,477,228.23
Vietnam	489.459	337,047.59	1,711.410	1,196,216.87
United Arab Emirates	435.683	259,524.27	1,304.198	801,071.44
Senegal	444.322	146,888.59	1,088.737	364,515.38
China	267.427	105,488.97	742.627	375,853.97
Greece	130.993	68,759.15	130.993	68,759.15
Belgium	126.000	67,815.02	233.172	122,802.28
Egypt	116.714	58,184.58	252.892	124,120.98
South Korea	55.453	36,434.47	55.453	36,434.47
Germany	49.329	27,349.70	244.156	113,365.53
France	43.361	22,738.69	162.026	75,884.77
Pakistan	54.926	22,309.08	54.926	22,309.08
United States of America	17.447	17,860.06	17.447	17,860.06
Denmark	24.682	13,081.46	24.682	13,081.46
Portugal	22.704	10,443.84	67.127	43,461.88
Indonesia	12.170	9,086.47	12.170	9,086.47
Bangladesh	-	-	144.662	87,699.19
Cape Verde	-	-	68.380	31,970.92
Lebanon	-	-	77.068	30,144.86
United Kingdom	-	-	63.063	28,141.23
Sri Lanka	-	-	71.594	26,167.56
<b>GRAND TOTAL</b>	<b>12,735.810</b>	<b>6,478,777.15</b>	<b>33,394.015</b>	<b>17,066,175.76</b>

**EXPORTERS PERFORMANCE - BILLET**

EXPORTER	VOLUME (m <sup>3</sup> )	VALUE (€)	CUMULATIVE: JAN-MAR 2021	
			VOLUME (m <sup>3</sup> )	VALUE (€)
Krish Sun Company Limited	998.084	417,311.00	2,312.709	975,115.17
Mawuli Elliot Limited	580.353	237,650.08	1,201.194	501,475.77
3RDI Shipping Agency Limited	546.625	228,550.53	1,020.888	429,227.61
Arena Resources Limited	352.760	147,493.22	969.730	409,530.85
Zenith Impex Ghana Limited	345.302	144,374.94	345.302	144,374.94
Dark Andoh Global Company Limited	330.323	138,112.04	925.442	390,731.18
Rock Age Impex Limited	247.004	103,275.36	779.018	329,199.38
PM Overseas Ghana Limited	232.984	97,413.43	1,109.315	470,330.55
Beloved Knowledge Links Limited	226.468	94,689.01	551.673	232,679.83
AIM Manufacturing Company Limited	215.363	90,045.88	573.329	242,212.11
Absdjaney Ghana Limited	176.303	73,714.42	396.376	167,412.62
Nabe Wood Processing Limited	172.368	72,069.15	239.843	100,620.15
Banyan Trade Africa Limited	135.141	56,504.09	312.066	131,875.47
Star Exim Ghana Limited	110.814	46,332.67	299.062	126,350.23
Speed Bee Timber Company Limited	77.241	32,295.40	154.739	65,232.45
Mcken Logistics Company Limited	67.900	28,389.81	67.900	28,389.81
Panchtatva Associates Limited	66.586	27,840.41	77.588	32,531.84
Askraf International Company Limited	66.244	27,697.42	154.367	64,985.31
Multigreen Company Limited	56.310	23,543.89	56.310	23,543.89
Geavag Company Limited	55.160	23,063.06	154.754	65,241.06
Nach Company Limited	44.362	18,548.29	44.362	18,548.29
Pan Afro King Company Limited	33.125	13,849.96	55.221	23,199.55
Frimp and Son Limited	33.061	13,823.20	33.061	13,823.20
Peacrok Company Limited	33.060	13,822.79	33.060	13,822.79
Multimodal Freight Services Limited	33.031	13,810.66	455.794	193,673.80
PVN International Limited	68.298	13,054.27	159.525	30,837.42
Mashwar Company Limited	23.000	9,616.58	23.000	9,616.58
Bhakti Ghana Limited	22.800	9,532.96	22.800	9,532.96
Indiana Woods Limited	22.231	9,295.05	22.231	9,295.05
Brown Brothers Company Limited	22.121	9,249.06	100.360	42,391.14
K V Global Company Limited	12.000	5,017.35	126.201	53,600.27
Avenue Wood Limited	10.300	4,306.55	63.022	26,687.32
Masae Ghana Limited	22.040	4,212.66	77.301	27,704.48
Eastwest Exports Limited	-	-	317.548	135,277.06
Richtuah Company Limited	-	-	179.396	70,990.47
Mere Plantations Limited	-	-	88.572	26,437.95
Nihar Exim Ghana Limited	-	-	44.532	18,843.03
Mukhi Brother's Ghana Limited	-	-	34.252	14,493.21
Gran Pa Shipping and Company Limited	-	-	22.035	9,359.91
Anish AG International Limited	-	-	22.008	9,312.35
Ack International Export Limited	-	-	44.350	8,578.75
Africa Timber Resources Limited	-	-	22.733	4,397.31
<b>GRAND TOTAL</b>	<b>5,438.762</b>	<b>2,248,505.19</b>	<b>13,692.969</b>	<b>5,701,483.11</b>

**MOVING SPECIES - BILLET**

SPECIES	VOLUME (m <sup>3</sup> )	VALUE (€)	CUMULATIVE: JAN-MAR 2021	
			VOLUME (m <sup>3</sup> )	VALUE (€)
Teak	5,326.384	2,227,025.60	13,400.241	5,644,981.04
Gmelina	112.378	21,479.59	292.728	56,502.06
<b>GRAND TOTAL</b>	<b>5,438.762</b>	<b>2,248,505.19</b>	<b>13,692.969</b>	<b>5,701,483.11</b>

**DIRECTION OF TRADE - BILLET**

DESTINATION	VOLUME (m <sup>3</sup> )	VALUE (€)	CUMULATIVE: JAN-MAR 2021	
			VOLUME (m <sup>3</sup> )	VALUE (€)
India	5,189.294	2,144,199.60	12,863.552	5,361,680.13
United Arab Emirates	226.468	94,689.01	574.406	237,077.14
Bangladesh	23.000	9,616.58	45.040	13,879.84
Vietnam	-	-	187.171	79,198.53
China	-	-	22.800	9,647.47
<b>GRAND TOTAL</b>	<b>5,438.762</b>	<b>2,248,505.19</b>	<b>13,692.969</b>	<b>5,701,483.11</b>

**EXPORTERS PERFORMANCE - LUMBER (KILN DRIED)**

EXPORTER	VOLUME (m <sup>3</sup> )	VALUE (€)	CUMULATIVE: JAN-MAR 2021	
			VOLUME (m <sup>3</sup> )	VALUE (€)
Logs and Lumber Limited	907.754	519,077.10	1,881.605	1,047,005.76
Samartex Timber and Plywood Company Limited	501.992	351,659.22	2,051.829	1,816,929.70
Ayipah Wood Company Limited	289.833	240,319.35	580.665	518,441.47
John Bitar and Company Limited	391.887	181,208.65	1,038.409	564,203.77
Swiss Lumber Company Limited	217.557	145,197.03	217.557	145,197.03
Adras Company Limited	193.120	97,392.48	499.021	244,927.01
Sunstex Company Limited	179.303	85,185.59	355.008	164,476.51
Specialized Timber Products Limited	162.430	76,358.55	568.310	295,949.35
Ibrahim and Sons Company Limited	160.310	73,912.19	171.628	78,087.73
Boison Construction Works Limited	146.967	59,661.70	568.016	234,750.51
City View Company Limited	41.957	41,100.11	41.957	41,100.11
Mondial Veneer Ghana Limited	35.197	39,103.29	70.140	78,813.17
Logs Court Limited	36.033	36,588.45	426.362	320,926.36
Fosu and Fosuaa Company Limited	81.675	35,881.31	117.154	51,137.28
Buadac Company Limited	34.449	34,980.03	103.297	102,633.91
Lethnass Limited	83.668	34,832.26	130.740	53,136.58
Nana Ajoa Frimpomaa Company Limited	33.424	31,942.81	33.424	31,942.81
Asuo Bomosadu Timber and Sawmills Limited	50.012	19,004.56	180.326	83,596.16
Slyvent Company Limited	32.666	17,312.98	32.666	17,312.98
Concrete Décor Designs Limited	26.919	12,113.55	26.919	12,113.55
Prestige Innovation and Processing Company	47.670	11,389.37	239.996	57,892.11
Kete Krachi Timber Recovery Limited	-	-	123.165	84,741.12
Evergreen Timbers Limited	-	-	64.432	64,091.41
Modern Wood Technology and Company Limited	-	-	44.691	43,223.56
Coppon Wood Processing Limited	-	-	34.853	33,120.74
Emanro Wood Processing Limited	-	-	49.583	30,204.25
Carpo Timber and Trading Limited	-	-	52.320	19,881.60
Ayum Forest Products Limited	-	-	20.790	12,162.15
<b>GRAND TOTAL</b>	<b>3,654.823</b>	<b>2,144,220.58</b>	<b>9,724.863</b>	<b>6,247,998.68</b>

**MOVING SPECIES - LUMBER (KILN DRIED)**

SPECIES	VOLUME (m <sup>3</sup> )	VALUE (€)	CUMULATIVE: JAN-MAR 2021	
			VOLUME (m <sup>3</sup> )	VALUE (€)
Wawa	1,702.131	736,585.18	4,184.651	1,796,455.57
Mahogany	474.064	403,916.67	1,850.103	1,823,150.63
Cedrela	375.917	323,590.97	947.396	850,527.44
Sapele	240.386	175,994.94	272.839	213,267.48
Koto / Kyere	147.995	88,965.11	414.103	249,244.93
Black Ofram	147.073	73,480.67	251.465	127,644.45
Mixed Redwood	96.286	62,870.54	163.956	108,214.99
Dahoma	98.784	57,400.58	227.406	134,064.89
Makore	45.006	37,000.12	79.960	62,167.00
Utile	34.449	34,980.03	39.851	39,463.69
Edinam	39.943	27,574.18	249.247	184,842.53
Niangon	34.410	20,646.00	88.473	57,430.17
White Ofram	43.622	18,757.46	74.068	33,223.85
Guarea	35.460	17,730.00	35.460	17,730.00
Ayan / B'Dua	34.625	16,273.75	34.625	16,273.75
Black Hyedua	21.167	16,035.45	24.766	20,714.15
Yaya	26.919	12,113.55	26.919	12,113.55
Rubberwood	47.670	11,389.37	239.996	57,892.11
Odum	8.916	8,916.00	325.201	315,786.98
Essa	-	-	52.466	45,668.94
Emire	-	-	69.147	42,042.28
Papao/ Apa	-	-	33.168	22,064.28
Ofram	-	-	35.479	15,255.97
Walnut / Lovo	-	-	4.118	2,759.06
<b>GRAND TOTAL</b>	<b>3,654.823</b>	<b>2,144,220.58</b>	<b>9,724.863</b>	<b>6,247,998.68</b>

**DIRECTION OF TRADE - LUMBER (KILN DRIED)**

DESTINATION	VOLUME (m <sup>3</sup> )	VALUE (€)	CUMULATIVE: JAN-MAR 2021	
			VOLUME (m <sup>3</sup> )	VALUE (€)
United States of America	590.669	585,631.67	2,088.094	2,157,364.91
Belgium	592.170	264,078.18	1,361.418	637,892.75
Germany	543.762	251,270.83	1,022.865	461,305.13
Dominican Republic	266.904	164,394.41	266.904	164,394.41
Saudi Arabia	285.964	133,589.71	600.629	290,392.56
Finland	268.604	130,163.39	423.809	212,490.30
Qatar	143.420	81,776.29	173.769	100,121.59
Israel	147.073	73,480.67	215.642	111,946.80
Italy	113.887	70,961.03	164.452	99,692.53
United Kingdom	91.267	62,347.45	222.889	122,406.72
China	118.193	54,546.87	417.276	165,472.74
Vietnam	67.967	50,539.61	135.637	95,884.07
Ireland	97.341	44,711.44	146.727	68,663.65
United Arab Emirates	67.110	38,481.60	119.576	84,150.55
Pakistan	28.742	25,751.52	233.073	180,359.32
Greece	34.410	20,646.00	225.085	186,654.44

Estonia	45.331	19,718.99	512.443	221,970.02
France	37.884	19,189.97	297.186	134,302.42
South Africa	44.040	18,937.20	94.493	40,631.99
Reunion Island	35.460	17,730.00	35.460	17,730.00
Lebanon	34.625	16,273.75	79.316	59,497.31
Canada	-	-	270.369	267,079.35
Egypt	-	-	221.186	184,209.79
Netherlands	-	-	324.358	151,796.94
Iraq	-	-	41.761	17,122.01
Turkey	-	-	30.446	14,466.39
<b>GRAND TOTAL</b>	<b>3,654.823</b>	<b>2,144,220.58</b>	<b>9,724.863</b>	<b>6,247,998.68</b>

#### EXPORTERS PERFORMANCE - SLICED VENEER

EXPORTER	VOLUME (m <sup>3</sup> )	VALUE (€)	CUMULATIVE: JAN-MAR 2021	
			VOLUME (m <sup>3</sup> )	VALUE (€)
Logs and Lumber Limited	388.196	463,378.08	747.531	925,041.88
Mondial Veneer Ghana Limited	318.283	272,821.13	594.070	508,062.07
Samartex Timber and Plywood Company Limited	198.516	187,982.78	494.989	545,900.37
Ayum Forest Products Limited	71.336	79,350.59	158.734	255,196.14
John Bitar and Company Limited	38.539	19,911.91	302.727	362,257.39
Xylogi Company Limited	-	-	45.169	23,663.10
<b>GRAND TOTAL</b>	<b>1,014.870</b>	<b>1,023,444.50</b>	<b>2,343.219</b>	<b>2,620,120.94</b>

#### MOVING SPECIES - SLICED VENEER

SPECIES	VOLUME (m <sup>3</sup> )	VALUE (€)	CUMULATIVE: JAN-MAR 2021	
			VOLUME (m <sup>3</sup> )	VALUE (€)
Asanfina	456.983	403,187.88	711.263	650,664.90
Sapele	87.953	115,862.29	152.831	240,000.91
Black Ofram	54.910	89,037.54	77.308	129,227.39
Makore	98.487	81,924.79	322.193	280,305.13
Koto / Kyere	53.623	74,923.14	290.737	422,308.42
Chenchen	81.571	66,369.46	241.747	246,091.29
Mahogany	41.088	66,016.96	106.487	186,808.32
Ofram	36.546	27,692.32	131.294	91,910.02
Ceiba	37.218	22,016.15	116.705	96,976.68
Wawa	8.142	19,228.68	21.672	36,817.74
Edinam	12.366	11,548.54	28.211	52,878.91
Hyedua	6.870	9,198.35	6.870	9,198.35
Odum	3.710	8,549.77	3.710	8,549.77
Entedua	7.117	7,215.32	7.117	7,215.32
Essa	12.700	6,773.16	39.269	51,140.89
Yaya	6.609	6,519.39	14.320	11,660.18
Ohaa	4.944	3,295.98	4.944	3,295.98
Bediwonua	4.034	2,749.57	4.034	2,749.57
Walnut / Lovoa	0.001	1,335.20	10.019	11,506.59
Dahoma	-	-	0.017	16,882.36
Wawabima	-	-	10.258	15,501.46
Akasa	-	-	14.222	15,431.75
Antadua	-	-	10.772	14,217.71

Berlina	-	-	6.329	7,710.41
Albizia	-	-	5.857	6,540.91
Emire	-	-	5.033	4,529.98
<b>GRAND TOTAL</b>	<b>1,014.870</b>	<b>1,023,444.50</b>	<b>2,343.219</b>	<b>2,620,120.94</b>

#### DIRECTION OF TRADE - SLICED VENEER

DESTINATION	VOLUME (m <sup>3</sup> )	VALUE (€)	CUMULATIVE: JAN-MAR 2021	
			VOLUME (m <sup>3</sup> )	VALUE (€)
Italy	552.503	484,595.46	891.524	789,456.53
Germany	103.102	122,221.14	123.033	174,643.08
Egypt	98.487	81,924.79	367.289	346,034.24
United Arab Emirates	36.694	68,200.49	46.235	75,890.36
Spain	77.379	67,075.59	96.630	108,741.61
Turkey	33.625	53,557.74	33.625	53,557.74
China	28.016	39,689.91	202.302	351,457.67
Denmark	18.011	37,196.95	54.124	114,136.36
India	18.164	26,103.49	91.095	171,047.04
Hong Kong	10.351	22,967.02	10.351	22,967.02
Morocco	38.539	19,911.91	134.616	68,619.61
United States of America	-	-	49.320	95,355.34
Vietnam	-	-	71.441	79,655.73
Pakistan	-	-	36.687	53,636.01
Portugal	-	-	83.122	48,525.25
Greece	-	-	32.673	39,947.37
Belgium	-	-	0.017	16,882.36
Qatar	-	-	19.135	9,567.62
<b>GRAND TOTAL</b>	<b>1,014.870</b>	<b>1,023,444.50</b>	<b>2,343.219</b>	<b>2,620,120.94</b>

#### EXPORTERS PERFORMANCE - PLYWOOD (OVERLAND)

EXPORTER	VOLUME (m <sup>3</sup> )	VALUE (€)	CUMULATIVE: JAN-MAR 2021	
			VOLUME (m <sup>3</sup> )	VALUE (€)
Logs and Lumber Limited	751.640	294,397.50	1,864.367	718,147.49
John Bitar and Company Limited	277.728	132,822.46	402.750	197,919.19
Jussak Company Limited	345.309	130,108.50	1,065.290	387,382.00
Wood Pillar Limited	328.937	129,774.50	900.483	324,174.49
Asuo Bomosadu Timber and Sawmills Limited	92.280	29,250.00	261.957	85,425.00
Naumuro Forest Products Company Limited	-	-	83.350	42,312.85
Ayum Forest Products Limited	-	-	53.582	14,575.50
<b>GRAND TOTAL</b>	<b>1,795.894</b>	<b>716,352.96</b>	<b>4,631.78</b>	<b>1,769,936.52</b>

#### MOVING SPECIES - PLYWOOD (OVERLAND)

SPECIES	VOLUME (m <sup>3</sup> )	VALUE (€)	CUMULATIVE: JAN-MAR 2021	
			VOLUME (m <sup>3</sup> )	VALUE (€)
Ceiba	1,578.892	611,842.66	4,105.790	1,524,879.49
Mixed Redwood	147.348	70,439.00	272.370	135,535.72
Black Ofram	53.580	26,545.62	53.580	26,545.62
Sapele	16.074	7,525.69	16.074	7,525.69
Ofram	-	-	98.234	45,450.00
Makore	-	-	85.731	30,000.00
<b>GRAND TOTAL</b>	<b>1,795.894</b>	<b>716,352.96</b>	<b>4,631.779</b>	<b>1,769,936.52</b>



**DIRECTION OF TRADE - PLYWOOD (OVERLAND)**

DESTINATION	VOLUME (m <sup>3</sup> )	VALUE (€)	CUMULATIVE: JAN-MAR 2021	
			VOLUME (m <sup>3</sup> )	VALUE (€)
Togo	629.591	237,465.00	1,484.718	564,663.26
Burkina Faso	572.430	230,922.46	1,589.894	602,869.68
Benin	241.121	101,662.50	360.193	146,662.50
Niger	226.237	85,378.50	845.413	297,564.74
Mali	126.515	60,924.50	296.193	132,099.50
Gambia	-	-	55.368	26,076.83
<b>GRAND TOTAL</b>	<b>1,795.894</b>	<b>716,352.96</b>	<b>4,631.779</b>	<b>1,769,936.52</b>

**EXPORTERS PERFORMANCE - PROCESSED L/MOULDTINGS**

EXPORTER	VOLUME (m <sup>3</sup> )	VALUE (€)	CUMULATIVE: JAN-MAR 2021	
			VOLUME (m <sup>3</sup> )	VALUE (€)
Logs and Lumber Limited	324.155	225,766.26	1,079.730	651,473.66
Samartex Timber and Plywood Company Limited	191.122	188,391.69	878.540	726,490.36
John Bitar and Company Limited	129.091	101,301.21	324.643	276,783.94
Xylogi Company Limited	42.282	30,443.04	42.282	30,443.04
Modern Wood Technology and Company Limited	18.534	24,795.76	31.048	40,187.73
Asuo Bomosadu Timber and Sawmills Limited	-	-	115.089	87,818.72
Ayum Forest Products Limited	-	-	42.288	30,447.36
<b>GRAND TOTAL</b>	<b>705.184</b>	<b>570,697.96</b>	<b>2,513.620</b>	<b>1,843,644.80</b>

**MOVING SPECIES - PROCESSED L/MOULDTINGS**

SPECIES	VOLUME (m <sup>3</sup> )	VALUE (€)	CUMULATIVE: JAN-MAR 2021	
			VOLUME (m <sup>3</sup> )	VALUE (€)
Wawa	243.510	115,633.39	1,282.876	654,204.79
Essa	48.165	79,115.65	48.165	79,115.65
Guarea	47.296	51,761.10	78.861	87,540.18
Ceiba	70.412	50,134.04	124.745	73,971.56
Edinam	44.763	46,552.41	77.508	80,901.01
Potrodum	40.662	42,695.10	56.150	55,085.50
Makore	36.100	38,988.00	109.920	119,699.15
Denya	42.321	28,774.75	146.966	119,658.53
Hotrohoto / Fotie	18.534	24,795.76	147.218	134,677.72
Mixed Redwood	23.531	24,707.55	57.911	49,804.95
Danta	31.519	23,639.25	31.519	23,639.25
Kusia	24.330	18,142.06	35.594	26,800.76
Ananta	19.302	15,441.60	19.302	15,441.60
Dahoma	14.739	10,317.30	52.689	37,762.05
Sapele	-	-	73.981	87,904.53
Odum	-	-	48.750	55,160.35
Niangon	-	-	32.244	40,305.00
Papao/ Apa	-	-	25.312	35,606.23
Mahogany	-	-	33.460	35,354.85
Ayan / B'Dua	-	-	18.375	18,007.50
Black Ofram	-	-	7.848	10,045.44
Otie	-	-	3.938	2,756.60
Ofram	-	-	0.288	201.60
<b>GRAND TOTAL</b>	<b>705.184</b>	<b>570,697.96</b>	<b>2,513.620</b>	<b>1,843,644.80</b>

**DIRECTION OF TRADE - PROCESSED L/MOULDTINGS**

DESTINATION	VOLUME (m <sup>3</sup> )	VALUE (€)	CUMULATIVE: JAN-MAR 2021	
			VOLUME (m <sup>3</sup> )	VALUE (€)
Belgium	143.255	119,450.46	382.825	347,775.89
United Kingdom	85.561	114,285.51	125.721	153,536.27
France	104.763	112,787.70	310.935	327,987.54
Germany	165.052	91,977.48	895.347	471,956.02
Greece	59.964	58,136.70	92.208	98,441.70
Croatia	52.620	22,889.70	208.059	92,619.11
Denmark	51.648	22,395.66	206.592	89,943.27
Italy	26.395	17,467.29	26.395	17,467.29
Netherlands	15.926	11,307.46	15.926	11,307.46
Russia	-	-	81.994	70,483.36
Spain	-	-	47.358	53,211.55
United States of America	-	-	46.447	44,124.65
Bulgaria	-	-	46.690	39,398.60
Israel	-	-	17.595	13,196.25
Finland	-	-	9.528	12,195.84
<b>GRAND TOTAL</b>	<b>705.184</b>	<b>570,697.96</b>	<b>2,513.620</b>	<b>1,843,644.80</b>

**EXPORTERS PERFORMANCE - ROTARY VENEER**

EXPORTER	VOLUME (m <sup>3</sup> )	VALUE (€)	CUMULATIVE: JAN-MAR 2021	
			VOLUME (m <sup>3</sup> )	VALUE (€)
Samartex Timber and Plywood Company Limited	446.590	275,137.04	863.674	563,881.26
John Bitar and Company Limited	341.775	123,868.87	842.422	324,698.84
<b>GRAND TOTAL</b>	<b>788.365</b>	<b>399,005.91</b>	<b>1,706.096</b>	<b>888,580.10</b>

**MOVING SPECIES - ROTARY VENEER**

SPECIES	VOLUME (m <sup>3</sup> )	VALUE (€)	CUMULATIVE: JAN-MAR 2021	
			VOLUME (m <sup>3</sup> )	VALUE (€)
Essa	475.656	288,467.87	921.336	587,192.98
Ceiba	282.703	91,540.01	652.243	219,393.75
Wawabima	30.006	18,998.03	90.018	57,748.71
Otie	-	-	22.261	12,911.38
Ohaa	-	-	20.238	11,333.28
<b>GRAND TOTAL</b>	<b>788.365</b>	<b>399,005.91</b>	<b>1,706.096</b>	<b>888,580.10</b>

**DIRECTION OF TRADE - ROTARY VENEER**

DESTINATION	VOLUME (m <sup>3</sup> )	VALUE (€)	CUMULATIVE: JAN-MAR 2021	
			VOLUME (m <sup>3</sup> )	VALUE (€)
United States of America	386.388	225,854.98	564.264	329,317.88
Canada	89.268	62,612.88	357.072	257,875.10
Spain	120.973	38,201.46	339.023	106,852.30
Belgium	81.608	24,890.40	81.608	24,890.40
Egypt	30.006	18,998.03	90.018	57,748.71
Italy	40.105	16,443.05	80.327	33,336.29
Morocco	40.017	12,005.10	100.744	35,485.08
Denmark	-	-	48.300	23,667.00
Qatar	-	-	44.740	19,407.34
<b>GRAND TOTAL</b>	<b>788.365</b>	<b>399,005.91</b>	<b>1,706.096</b>	<b>888,580.10</b>

**EXPORTERS PERFORMANCE - PLYWOOD**

EXPORTER	VOLUME (m <sup>3</sup> )	VALUE (€)	CUMULATIVE: JAN-MAR 2021	
			VOLUME (m <sup>3</sup> )	VALUE (€)
Samartex Timber and Plywood Company Limited	183.949	97,635.20	375.239	198,830.43
<b>GRAND TOTAL</b>	<b>183.949</b>	<b>97,635.20</b>	<b>375.239</b>	<b>198,830.43</b>

**MOVING SPECIES - PLYWOOD**

SPECIES	VOLUME (m <sup>3</sup> )	VALUE (€)	CUMULATIVE: JAN-MAR 2021	
			VOLUME (m <sup>3</sup> )	VALUE (€)
Walnut / Lovo	183.949	97,635.20	375.239	198,830.43
<b>GRAND TOTAL</b>	<b>183.949</b>	<b>97,635.20</b>	<b>375.239</b>	<b>198,830.43</b>

**DIRECTION OF TRADE - PLYWOOD**

DESTINATION	VOLUME (m <sup>3</sup> )	VALUE (€)	CUMULATIVE: JAN-MAR 2021	
			VOLUME (m <sup>3</sup> )	VALUE (€)
Senegal	183.949	97,635.20	375.239	198,830.43
<b>GRAND TOTAL</b>	<b>183.949</b>	<b>97,635.20</b>	<b>375.239</b>	<b>198,830.43</b>

**EXPORTERS PERFORMANCE - BOULES (AIR DRIED)**

EXPORTER	VOLUME (m <sup>3</sup> )	VALUE (€)	CUMULATIVE: JAN-MAR 2021	
			VOLUME (m <sup>3</sup> )	VALUE (€)
Samartex Timber and Plywood Company Limited	48.786	30,050.99	68.011	40,240.24
Akfabel Company Limited	24.496	12,982.88	47.691	25,276.23
Kabre Brothers Limited	24.808	12,916.48	24.808	12,916.48
<b>GRAND TOTAL</b>	<b>48.786</b>	<b>30,050.99</b>	<b>140.510</b>	<b>78,432.95</b>

**MOVING SPECIES - BOULES (AIR DRIED)**

SPECIES	VOLUME (m <sup>3</sup> )	VALUE (€)	CUMULATIVE: JAN-MAR 2021	
			VOLUME (m <sup>3</sup> )	VALUE (€)
Niangon	98.090	55,950.35	140.510	78,432.95
<b>GRAND TOTAL</b>	<b>98.090</b>	<b>55,950.35</b>	<b>140.510</b>	<b>78,432.95</b>

**DIRECTION OF TRADE - BOULES (AIR DRIED)**

DESTINATION	VOLUME (m <sup>3</sup> )	VALUE (€)	CUMULATIVE: JAN-MAR 2021	
			VOLUME (m <sup>3</sup> )	VALUE (€)
Italy	98.090	55,950.35	121.285	68,243.70
France	-	-	19.225	10,189.25
<b>GRAND TOTAL</b>	<b>98.090</b>	<b>55,950.35</b>	<b>140.510</b>	<b>78,432.95</b>

**EXPORTERS PERFORMANCE - BRIQUETTES**

EXPORTER	VOLUME (m <sup>3</sup> )	VALUE (€)	CUMULATIVE: JAN-MAR 2021	
			VOLUME (m <sup>3</sup> )	VALUE (€)
Sustainable Biomass Solution Ghana Limited	28.531	5,937.70	95.104	19,792.47
<b>GRAND TOTAL</b>	<b>28.531</b>	<b>5,937.70</b>	<b>95.104</b>	<b>19,792.47</b>

**MOVING SPECIES - BRIQUETTES**

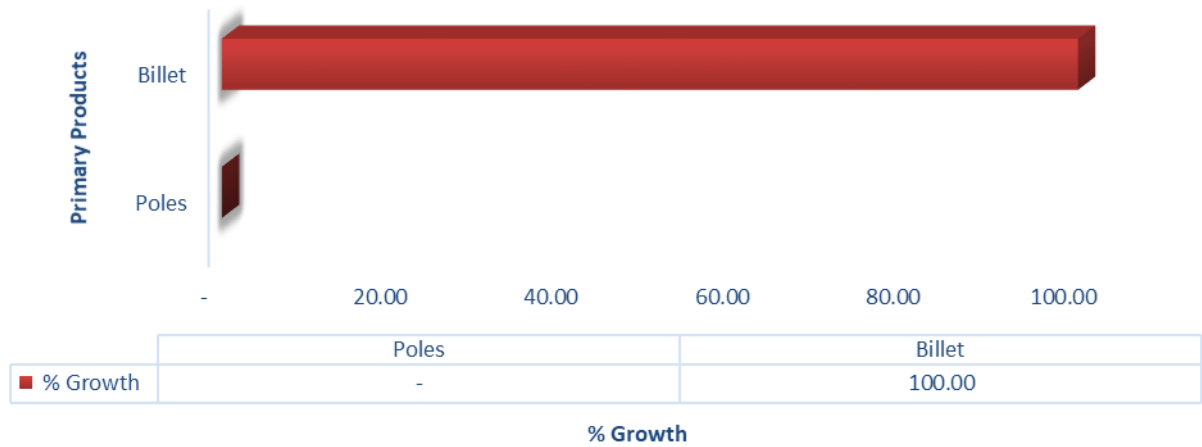
SPECIES	VOLUME (m <sup>3</sup> )	VALUE (€)	CUMULATIVE: JAN-MAR 2021	
			VOLUME (m <sup>3</sup> )	VALUE (€)
Wawa	28.531	5,937.70	95.104	19,792.47
<b>GRAND TOTAL</b>	<b>28.531</b>	<b>5,937.70</b>	<b>95.104</b>	<b>19,792.47</b>

**DIRECTION OF TRADE - BRIQUETTES**

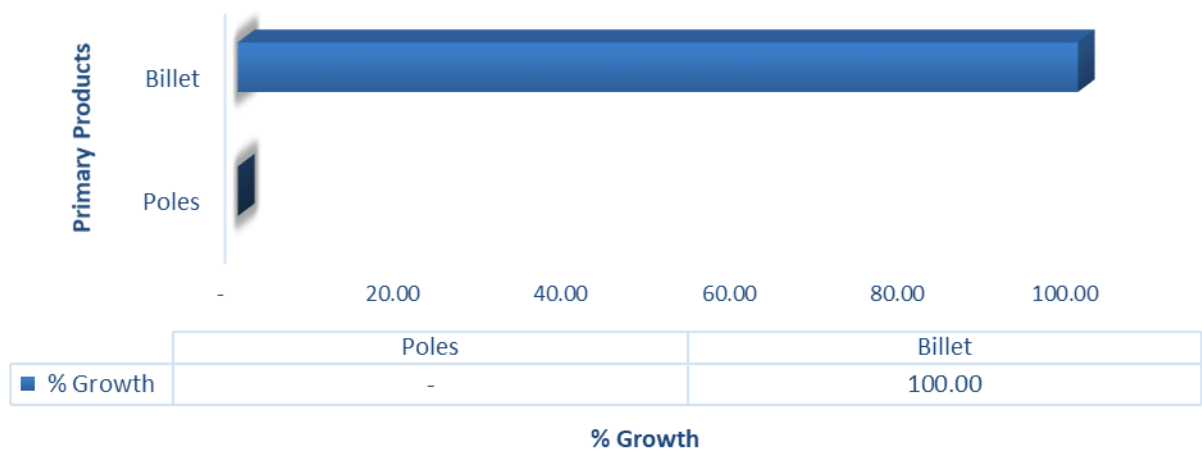
DESTINATION	VOLUME (m <sup>3</sup> )	VALUE (€)	CUMULATIVE: JAN-MAR 2021	
			VOLUME (m <sup>3</sup> )	VALUE (€)
United Kingdom	28.531	5,937.70	95.104	19,792.47
<b>GRAND TOTAL</b>	<b>28.531</b>	<b>5,937.70</b>	<b>95.104</b>	<b>19,792.47</b>

# APPENDIX A

## Cumulative Volumes (m<sup>3</sup>) for Primary Wood Products - Jan-Mar 2021

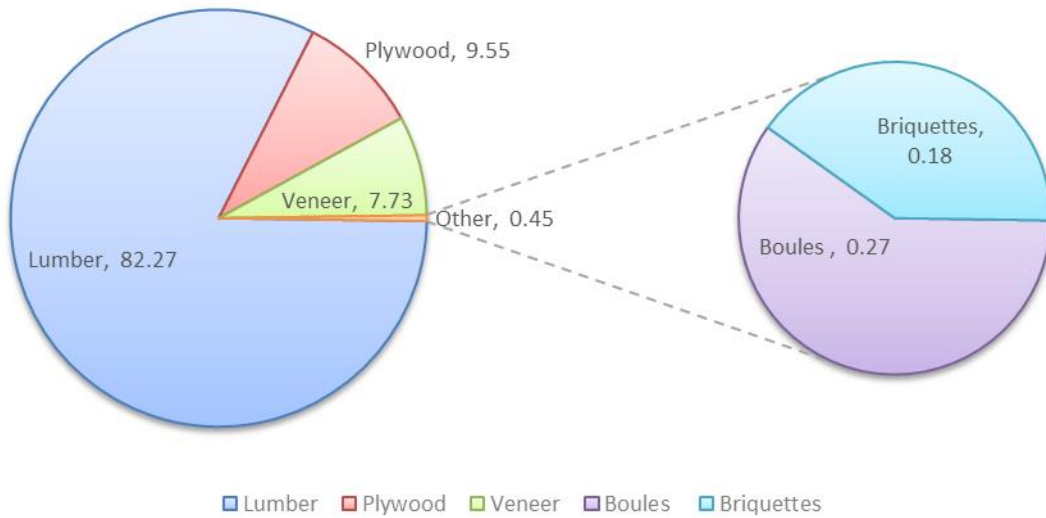


## Cumulative Values (€) for Primary Wood Products - Jan-Mar 2021

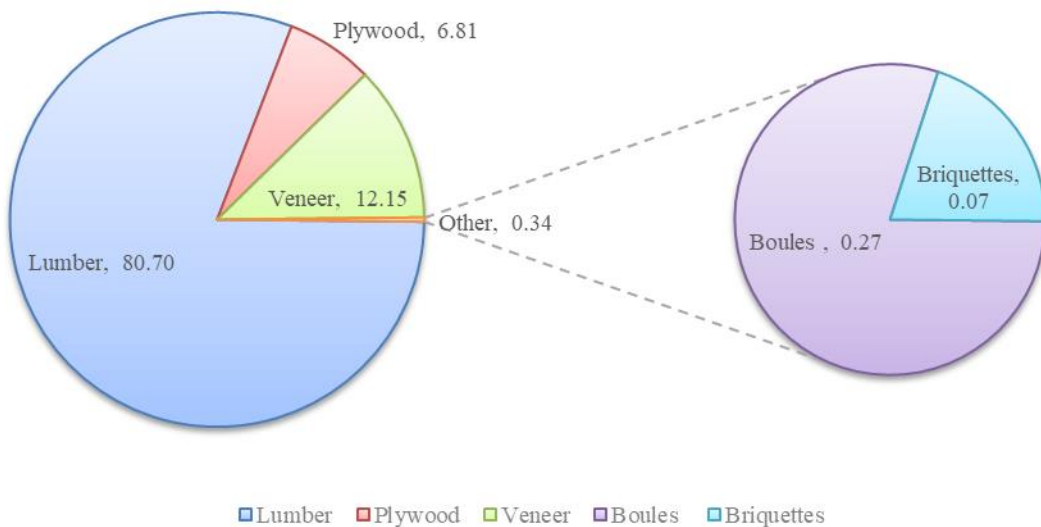


# APPENDIX B

### Secondary Wood Products - Volumes(m<sup>3</sup>)

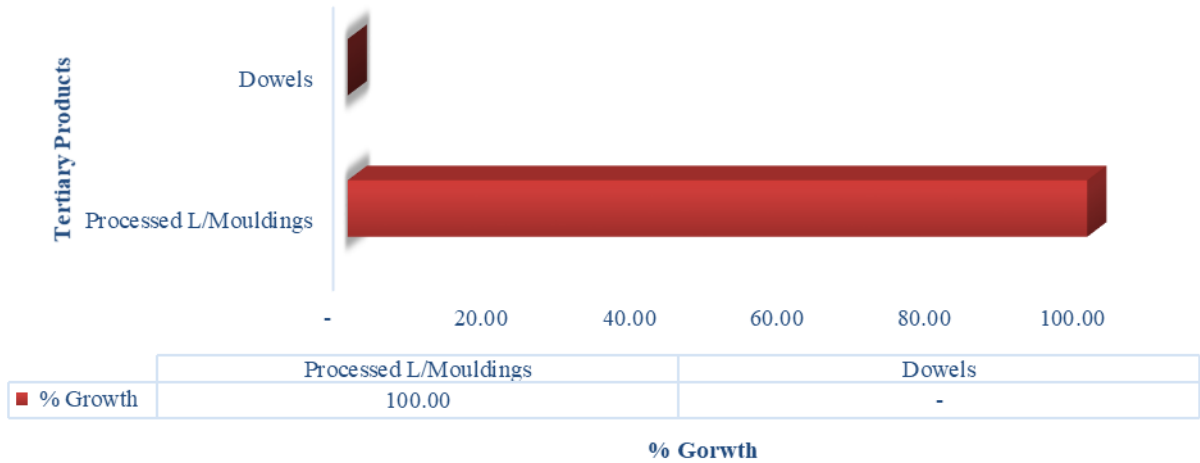


### Secondary Wood Products - Value (€)

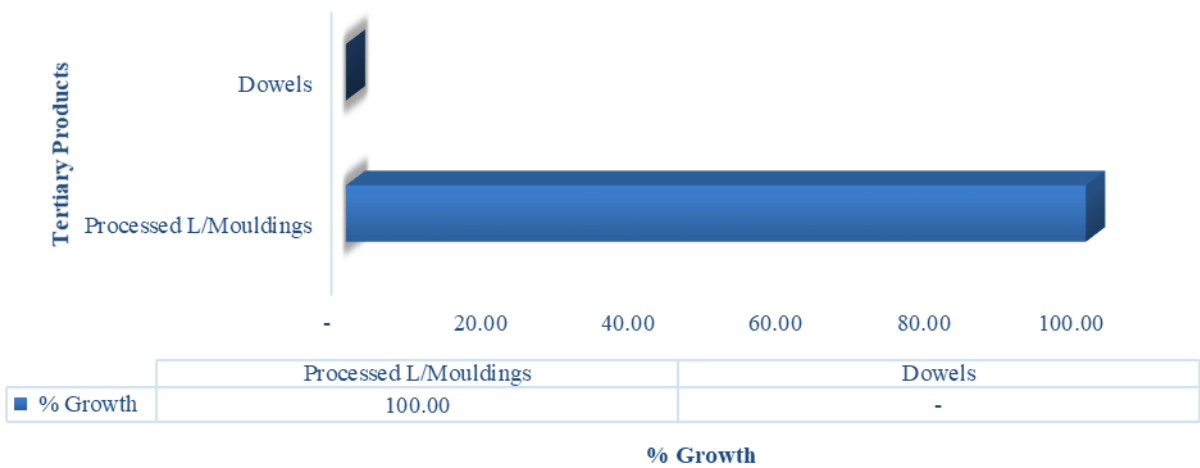


# APPENDIX C

## Cumulative Volumes (m<sup>3</sup>) for Tertiary Wood Products - Jan-Mar 2021

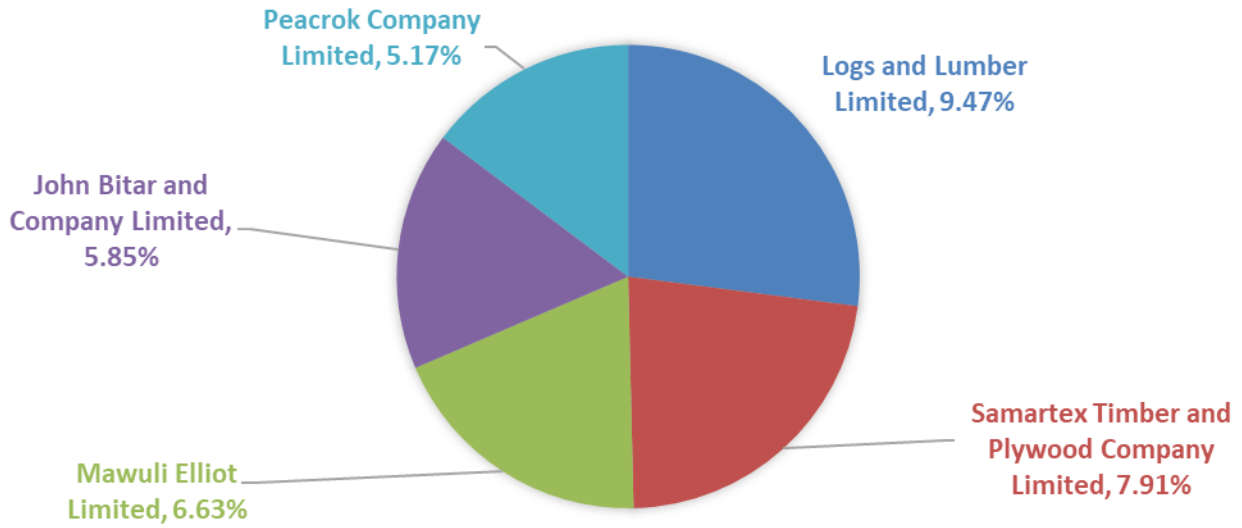


## Cumulative Values (€) for Tertiary Wood Products - Jan-Mar 2021

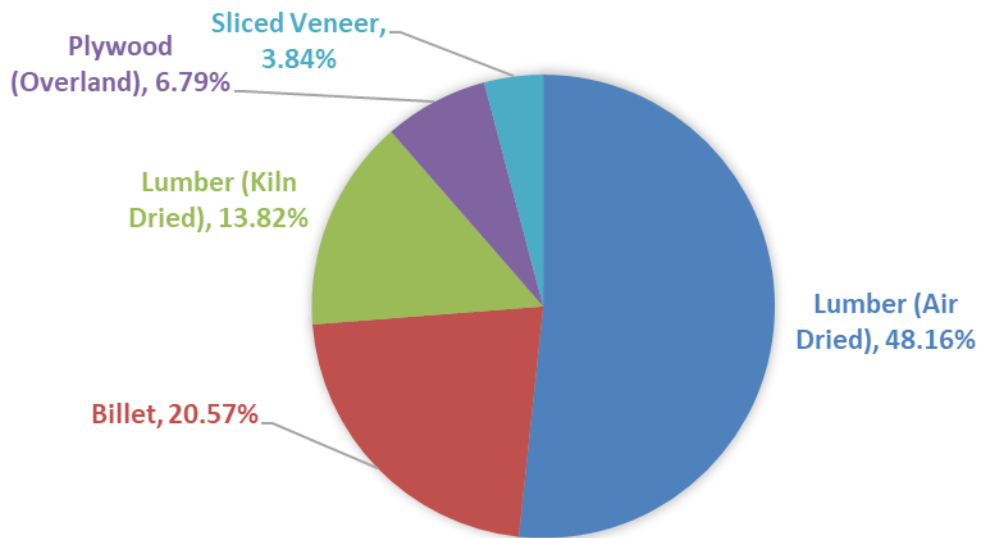


# APPENDIX D

## TOP 5 EXPORTERS FOR MARCH 2021

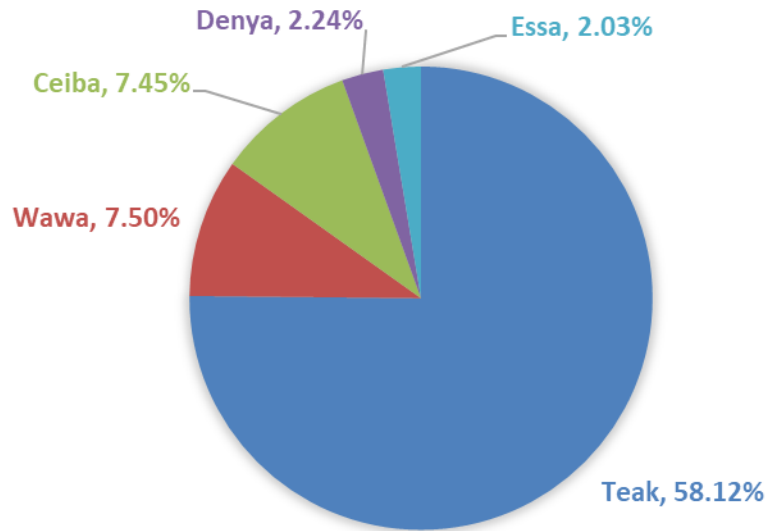


## TOP 5 PRODUCTS FOR MARCH 2021

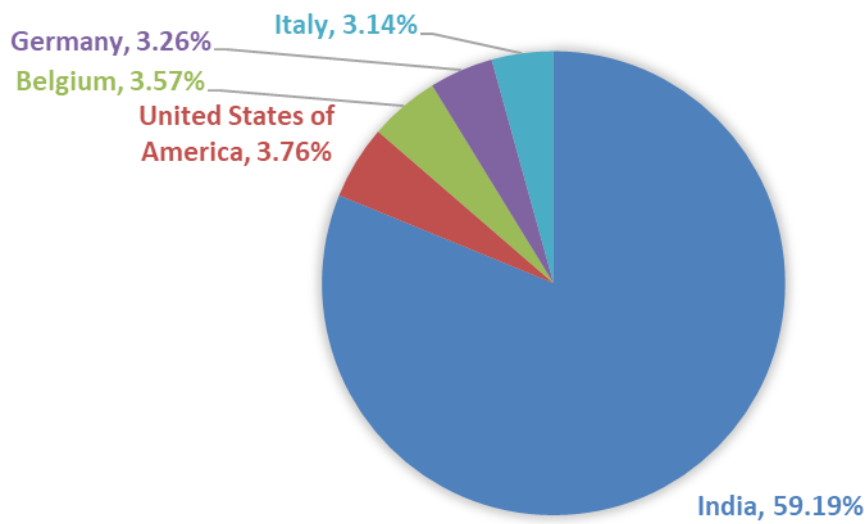




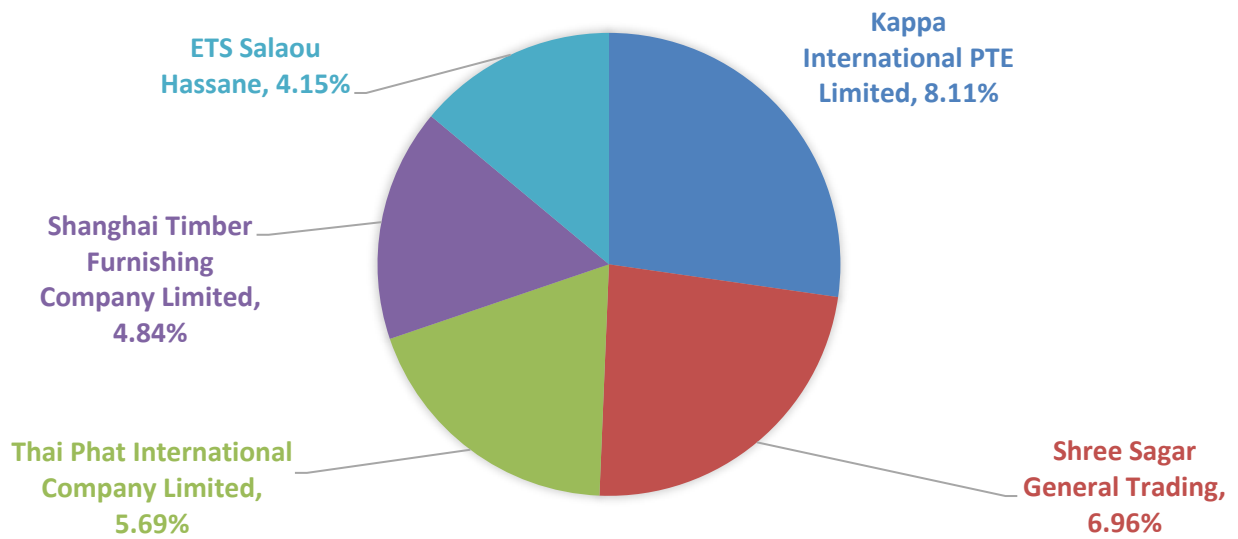
### TOP 5 SPECIES FOR MARCH 2021



### TOP 5 DESTINATIONS FOR MARCH 2021



## TOP 5 BUYERS FOR MARCH 2021



# GHANA FORESTRY COMMISSION

V  
I  
S  
I  
O  
N

“TO LEAVE FUTURE  
GENERATIONS AND ITS  
COMMUNITIES WITH RICHER,  
BETTER, MORE VALUABLE  
FORESTRY AND WILDLIFE  
ENDOWMENTS THAN WE  
INHERITED.”

M  
I  
S  
S  
I  
O  
N

“TO SUSTAINABLY  
DEVELOP AND MANAGE  
GHANA’S FORESTRY  
AND WILDLIFE  
RESOURCES.”