



# **REPORT ON EXPORT OF GHANA'S TIMBER AND WOOD PRODUCTS MAY, 2021**

# Table of Contents: Ghana's Timber and Wood Products Export

REPORT ON EXPORT OF GHANA'S TIMBER AND WOOD PRODUCTS, MAY 2021 .....	3
SUMMARY OF WOOD PRODUCTS EXPORT .....	3
MARKET MIX FOR MAY 2021 .....	4
TOP FIVE (5) CATEGORIES FOR THE MONTH OF MAY 2021 [SEE APPENDIX D].....	10
TIMBER AND WOOD PRODUCTS ANALYTICS .....	12
Summary Report on Export Products May, 2021 .....	12
Leading Exporters of Wood Products for May 2021 .....	12
Leading Exporters of Top Five (5) Products by Species May 2021 .....	13
Leading Buyers of Top Five (5) Products by Species May 2021.....	14
Major Markets of Ghana's Wood Products Exports: Jan-May 2020/ 2021: Volume .....	15
Export of Timber and Wood Products to Ecowas Countries: Jan-May 2020/ 2021 .....	16
Comparative Export Statistics for Timber and Wood Products: Jan-May 2020 / 2021 .....	16
Timber and Wood Products Classification .....	17
Export Performance for Timber and Wood Products.....	18
APPENDIX A.....	32
APPENDIX B .....	33
APPENDIX C .....	34
APPENDIX D.....	35

## REPORT ON EXPORT OF GHANA'S TIMBER AND WOOD PRODUCTS, MAY 2021

### SUMMARY OF WOOD PRODUCTS EXPORT

The export of Ghana's timber and wood products in the month of May 2021 amounted to **€14,456,842.29** in value from the exported volume of **27,035.547m<sup>3</sup>** which represent an upturn of **147.36%** in value and **141.92%** in volume respectively as compared to an amount of **€5,844,440.79** gained from the exported volume of **11,175.207m<sup>3</sup>** documented in May 2020. Ninety-Five (95) Exporters (with the topmost five [5] being Multimodal Freight Services Limited, Samartex Timber and Plywood Company Limited, John Bitar and Company Limited, Logs and Lumber Limited and 3RDI Shipping Agency Limited with respect to exported volumes) were involved in the export of Eleven (11) different wood products (with the best five [5] being Lumber (Air Dried), Lumber (Kiln Dried), Billet, Plywood (Overland) and Sliced Veneer with respect to manufactured volumes) in Forty-Three (43) Species (with the first [5] being Teak, Wawa, Ceiba, Denya and Asanfina with regards to volumes felled) to Thirty-Eight (38) different countries (with the top [5] favourite destination being India, Germany, China, Vietnam and Belgium in terms of shipping volumes) sold to One Hundred and Twenty-Five (125) diverse Buyers (with the top five [5] being Shanghai Timber Furnishing Company Limited, Thai Phat International Company Limited, Kappa International PTE Limited, ETS Salaou Hassane and Shree Sagar General Trading with regards to volumes purchased).

Cumulatively, Ghana secured **€63,603,220.01** from the export of **120,562.082m<sup>3</sup>** in January-May 2021. Comparatively, in the previous year for the same period under review **€37,996,500.40** obtained from the export of **76,550.797m<sup>3</sup>** representing an upturn of **67.39%** in value and **57.49%** in volume respectively.

Consequently, the overall Average Unit Price increased from **€496/m<sup>3</sup>** in January-May 2020 to **€528/m<sup>3</sup>** in January-May 2021, representing a growth of **6.29%**.

**Primary Products** (Billets) accrued **€9,926,379.51 (15.61%)** from **23,945.137m<sup>3</sup> (19.86%)** of the total export of wood products from January-May 2021. The figures indicate increase of **293.24%** in volume and **338.90%** in value respectively compared to the timber export figures from January-May 2020 of **6,089.175m<sup>3</sup> (7.95%)** valued at **€2,187,524.93 (5.76%)**. [[See Appendix A](#)].

**Secondary Wood Products** comprising of Lumber, Plywood, Veneer, Boules and Briquettes formed the bulk of the country's wood export which generated **€50,562,285.02 (79.50%)** from a volume of **92,238.087m<sup>3</sup> (76.51%)** from January-May 2021. The figures indicate increase of **54.70%** in value and **39.27%** in volume compared to the contribution of **€32,683,773.53 (86.02%)** and **66,228.762m<sup>3</sup> (86.52%)**, respectively from January-May 2020. [[See Appendix B](#)].

**Tertiary Wood Products** (Processed L/Mouldings) contributed **€3,114,555.48 (4.90%)** from a volume of **4,378.858m<sup>3</sup> (3.63%)** to the total wood products export from January-May 2021. Moreover, the figures indicate increase of **3.45%** in volume and decrease of **0.34%** in value compared to the contribution of **4,232.860m<sup>3</sup> (5.53%)** and **€3,125,201.94 (8.22%)** from January-May 2020. [[See Appendix C](#)].

**On the direction of Trade, Asian/Far East** countries (favourite destinations) imported **76,779.534m<sup>3</sup> (63.68%)** valued at **€37.99million (59.73%)** during the period of May 2021; as the major destinations (in terms of value) for Ghana's wood products were India, China. Exports of timber products to these regions Lumber (Air Dried), Billet, Lumber (Kiln Dried), Sliced Veneer in Teak, Denya, Rosewood, Senya, Koto / Kyere, Papao/ Apa, Dahoma, Wawa, Rubberwood, Ananta, Black Hyedua, Mahogany, Gmelina, Edinam, Chenchen.

**European imports** accounted for **€11.44million (17.98%)** from a volume of **18,670.960m<sup>3</sup> (15.49%)** to be the second major destination (in terms of value) for Ghana's wood products export during the month of May 2021. Exports to Europe were Lumber (Kiln Dried), Sliced Veneer, Processed L/ Mouldings, Lumber (Air Dried), Rotary Veneer, Plywood, Boules (Kiln Dried), Briquettes in Wawa, Asanfina, Sapele, Koto / Kyere, Ceiba, Niangon, Odum, Denya, Akasa, Kusia, Edinam, Black Ofra, Emire, Papao/ Apa, Hotrohotro / Fotie.

Wood product exports to **Africa** included Plywood (Overland), Sliced Veneer, Plywood, Lumber (Air Dried), Lumber (Kiln Dried), Rotary Veneer, Sliced Veneer (Overland) yielded **€5.97million (9.38%)** from an exported volume of **14,088.673m<sup>3</sup> (11.69%)**. Major destinations included Egypt and Morocco with the ECOWAS sub-region market having the largest share of 11,950.887m<sup>3</sup> (84.83%) valued at €4.53million (75.89%) of the total African wood products exported from Ghana during the period of May 2021. Wood products consisted mainly Plywood (Overland), Lumber (Air Dried) and Sliced Veneer (Overland). Togo (Plywood in Ceiba), Benin (Plywood in Ceiba), Niger (Plywood in Ceiba), Burkina Faso (Plywood in Ceiba, Mixed Redwood, Black Ofram and Sliced Veneer in Edinam), Senegal (Lumber (Air Dried) in Black Ofram, Danta and Wawa and Plywood in Ceiba, Otie, Walnut / Lovoa, Mixed Redwood and Black Ofram), Cape Verde (Lumber (Air Dried) in Guarea), Cote D'Ivoire (Sliced Veneer in Sapele, Makore, Yaya, Asanfina) were the main ECOWAS markets during the period under review.

**American imports** accounted for **€5.32million (8.37%)** from the volume of **5,891.946m<sup>3</sup> (4.89%)** making it the fourth topmost destination (in terms of value) for Ghana's wood products export in May 2021. Exports to America were mainly Lumber (Kiln Dried), Rotary Veneer, Lumber (Air Dried) and Sliced Veneer in Mahogany, Essa, Cedrela, Utile, Otie, Black Ofram.

## MARKET MIX FOR MAY 2021

Species	Product	Destination	Exporter	Buyer
Teak	Lumber (Air Dried)	India	Multimodal Freight Services Limited	Shanghai Timber Furnishing Company Limited
			3RDI Shipping Agency Limited	Thai Phat International Company Limited
			Mawuli Elliot Limited	Kappa International PTE Limited
			Peacrok Company Limited	Shree Sagar General Trading
			Askraf International Company Limited	Thai Phat International Company Limited
			Eastwest Exports Limited	Alkema Singapore PTE Limited
			Panchtatva Associates Limited	DMJ Impex PVT Limited
			Arena Resources Limited	Aron Global PTE Limited
			Krish Sun Company Limited	Pan Asia Intercontinental PTE Limited
			Geavag Company Limited	Atul Timber Company
			Duakron Ghana Limited	Bansal Lumbers PVT Limited
			Regent Industries Ghana Limited	Shree Sagar General Trading
			Indiana Woods Limited	House of Tradings
			Richtuah Company Limited	Abhishek Impex
			Star Exim Ghana Limited	Shakyasinha Singapore PTE Limited
			Gran Pa Shipping and Company Limited	L V Enterprise
			Nasorp Merchantile Company Limited	AIM Traders PTE Limited
			AIM Manufacturing Company Limited	AIM Traders PTE Limited
			Dark Andoh Global Company Limited	Kappa International PTE Limited
			Rock Age Impex Limited	New Dandeli Ventures
Beghap Company Limited	Atul Timber Company			
Josanwi Enterprise Limited	Agarwalla Teak International PVT Limited			
F Wood and Trading Company Limited	Sheena International			

			Bombolex Shipping and Logistics	Thai Phat International Company Limited
			Juben Empire Ghana Limited	V K Timber Stores
			Frimp and Son Limited	Fortune Exim
			Ere Oseiwaa Company Limited	Blue Global
			Mcken Logistics Company Limited	Heramb Group
			Smith Timber Export Limited	Sunlight Timber Industries PVT Limited
			Isaac Manu 2010 Limited	Suncity Global PTE Limited
			Best Quote Limited	Arsh Interior and Aluminium Craft
			Nihar Exim Ghana Limited	L V Enterprise
			Lebebaba Company Limited	TZ Trading
			MKR Commodities Limited	Lila Commodities
			Nach Company Limited	Abhishek Impex
			Harvestive Ghana Limited	D S Trading Company
			Akshatha Company Limited	Thai Phat International Company Limited
			Amoasly Company Limited	Dynamic International Limited
			Banyan Trade Africa Limited	Buddah Resorts PVT Limited
		Poland	Bell Afrique Farms Limited	Wood Pack
	Billet	India	3RDI Shipping Agency Limited	Thai Phat International Company Limited
			Mawuli Elliot Limited	Kappa International PTE Limited
			Krish Sun Company Limited	Pan Asia Intercontinental PTE Limited
			Rock Age Impex Limited	New Dandeli Ventures
			Kimpex Ghana Limited	N C Timbers
			Zenith Impex Ghana Limited	K A Agro Farm PVT Limited
			AIM Manufacturing Company Limited	AIM Traders PTE Limited
			Banyan Trade Africa Limited	Buddah Resorts PVT Limited
			Dark Andoh Global Company Limited	Fortune Exim
				Kappa International PTE Limited
			Multimodal Freight Services Limited	Shanghai Timber Furnishing Company Limited
			Star Exim Ghana Limited	Shakyasinha Singapore PTE Limited
			Nabe Wood Processing Limited	SSBC International
			Richtuah Company Limited	Abhishek Impex
			Nach Company Limited	Abhishek Impex
			Eastwest Exports Limited	Alkemaal Singapore PTE Limited
			Josanwi Enterprise Limited	Agarwalla Teak International PVT Limited
			Absdjaney Ghana Limited	SNB Exports SA
			Smith Timber Export Limited	Sunlight Timber Industries PVT Limited
			Geavag Company Limited	Atul Timber Company

			Arena Resources Limited	Aron Global PTE Limited
			Akshatha Company Limited	Thai Phat International Company Limited
			Mcken Logistics Company Limited	Heramb Group
			Speed Bee Timber Company Limited	Surya Export and Import
			Royal Afro Asia Limited	V K Timber Stores
			Indiana Woods Limited	House of Tradings
	Lumber (Kiln Dried)	United Arab Emirates	Beloved Knowledge Links Limited	South Asia Timber Resources PTE Limited
		India	Fortune Exim Ghana Limited	Fortune Exim
			Peacrok Company Limited	Shree Sagar General Trading
Wawa	Lumber (Kiln Dried)	Belgium	John Bitar and Company Limited	Stocksman Wood Products
				Somex NV Haven
			Logs and Lumber Limited	Somex NV Haven
			Specialized Timber Products Limited	Wijma GMBH and Company
				Somex NV Haven
		Boison Construction Works Limited	Sudeck and Company GMBH	
		Asuo Bomosadu Timber and Sawmills Limited	Sudeck and Company GMBH	
		Germany	John Bitar and Company Limited	Vöhringer GMBH and Company
			Samartex Timber and Plywood Company Limited	Sudeck and Company GMBH
			Swiss Lumber Company Limited	Blue Resources
			Boison Construction Works Limited	Sudeck and Company GMBH
			Logs and Lumber Limited	Protimber Holz Import and Export
		United Kingdom	Ibrahim and Sons Company Limited	Chorley Timber Limited
		France	Manukab Company Limited	Protimber Holz Import and Export
		Finland	Sunstex Company Limited	Marronwood
		China	Samartex Timber and Plywood Company Limited	Superior Timber and Deckings Limited
		Morocco	Lethnass Limited	Arbawood Timber Trading Agency
		Qatar	John Bitar and Company Limited	To The Order and For Account of Qatar
		Estonia	Boison Construction Works Limited	Keflico Haverland
				Jefkuci
			Logs and Lumber Limited	Keflico Haverland
		Saudi Arabia	Ayum Forest Products Limited	Timber Team International
			Logs and Lumber Limited	Intertranstrade International
		Turkey	Adras Company Limited	Timber Team International
			Tony Toffey Construction and Wood Processing	Timber Team International
		Lithuania	Sunstex Company Limited	International Wood Enterprise Limited
	Processed L/ Mouldings	Germany	Logs and Lumber Limited	Merten Wood Products GMBH

				Protimber Holz Import and Export
			Asuo Bomosadu Timber and Sawmills Limited	Sudeck and Company GMBH
			John Bitar and Company Limited	Wob Timber GMBH
			Ayum Forest Products Limited	Van Hout International B V
		United Kingdom	John Bitar and Company Limited	RJC Agencies Limited
				Wijma GMBH and Company
		Denmark	Samartex Timber and Plywood Company Limited	International Timber Trading APS
		Croatia	Logs and Lumber Limited	Injac D O O Batutuva
		Briquettes	United Kingdom	Sustainable Biomass Solution Ghana Limited
Lumber (Air Dried)	Senegal	Buadac Company Limited	Batiplus Industries	
Ceiba	Plywood (Overland)	Togo	Logs and Lumber Limited	ETS Salaou Hassane
			Jussak Company Limited	ETS Adrico Import and Export
			Munro Forest Products Company Limited	ETS Vitro
			Naumuro Forest Products Company Limited	ETS Vitro
		Benin	Logs and Lumber Limited	ETS Salaou Hassane
			Jussak Company Limited	ETS Adrico Import and Export
		Niger	Jussak Company Limited	ETS Salaou Hassane
			Logs and Lumber Limited	ETS Salaou Hassane
		Burkina Faso	Wood Pillar Limited	Nana Commerce
			Asuo Bomosadu Timber and Sawmills Limited	Nana Commerce
	Plywood	Greece	Samartex Timber and Plywood Company Limited	S Stefanidis and Company
				Alpha Timber
				Giata Profiles and Doors
	Senegal	Techno Timber Company Limited	Batiplus Industries	
	Rotary Veneer	Spain	John Bitar and Company Limited	Total Wood Sal Mkalles
		Egypt	John Bitar and Company Limited	Total Wood Sal Mkalles
		Italy	John Bitar and Company Limited	Total Wood Sal Mkalles
		Belgium	John Bitar and Company Limited	Total Wood Sal Mkalles
	Sliced Veneer	Egypt	Samartex Timber and Plywood Company Limited	El Reda Company
		Morocco	Xylogi Company Limited	Innovpanneaux Sarl
Denya	Lumber (Air Dried)	India	Askraf International Company Limited	Timber Team International
			Green Nations Limited	Success Company Limited
		Belgium	John Bitar and Company Limited	Total Wood Sal Mkalles
		Germany	Ibrahim and Sons Company Limited	Wob Timber GMBH

		China	A List Enterprise Ghana Limited	Nanjing Fortune Plus International Trading Limited	
				South Asia Timber Resources PTE Limited	
		Vietnam	Samartex Timber and Plywood Company Limited	Dai Loi Trading Company Limited	
				Minh Lam Import and Export Company Limited	
				Tuah Thanh Trading Company Limited	
				Green Nations Limited	Success Company Limited
				Askraf International Company Limited	Timber Team International
				Logs and Lumber Limited	Tuah Thanh Trading Company Limited
				Benediction Company Limited	Loc Ha Trading Company Limited
		Mawuli Elliot Limited	Kappa International PTE Limited		
	United Arab Emirates	Africa Timber Resources Limited	South Asia Timber Resources PTE Limited		
	Processed L/ Mouldings	Italy	Samartex Timber and Plywood Company Limited	Legnonord Spa	
		Germany	Samartex Timber and Plywood Company Limited	Superior Timber and Deckings Limited	
		Denmark	Logs and Lumber Limited	Global Timber	
Lumber (Kiln Dried)	Vietnam	Askraf International Company Limited	Timber Team International		
Asanfina	Sliced Veneer	Spain	Ayum Forest Products Limited	Chapas Turia	
		Italy	John Bitar and Company Limited	Da Ma Legno Srl	
			Logs and Lumber Limited	Starlegno Srl	
			Mondial Veneer Ghana Limited	Da Ma Legno Srl	
			Samartex Timber and Plywood Company Limited	Mondial Tranciati Srl	
	Greece	Samartex Timber and Plywood Company Limited	Mondolegno Srl		
Sliced Veneer (Overland)	Cote D'Ivoire	Logs and Lumber Limited	Inprobois		
Mahogany	Lumber (Kiln Dried)	Canada	Samartex Timber and Plywood Company Limited	Superior Timber and Deckings Limited	
		United States of America	Samartex Timber and Plywood Company Limited	Superior Timber and Deckings Limited	
			John Bitar and Company Limited	Blue Resources	
	Sliced Veneer	United States of America	Logs and Lumber Limited	A K Veneer and Timber	
		Germany	Samartex Timber and Plywood Company Limited	Sonke Bruhn GMBH and Company	
		Vietnam	John Bitar and Company Limited	Universal Veneer Mill Corporation	
			Samartex Timber and Plywood Company Limited	Jaf Global GMBH	



	Lumber (Air Dried)	United States of America	Samartex Timber and Plywood Company Limited	Superior Timber and Deckings Limited
Koto / Kyere	Sliced Veneer	India	Ayum Forest Products Limited	Coast to Coast Designs PVT Limited
		Spain	Ayum Forest Products Limited	Chapas Turia
		Italy	John Bitar and Company Limited	Da Ma Legno Srl
			Logs and Lumber Limited	Da Ma Legno Srl
			Mondial Veneer Ghana Limited	Mondial Tranciati Srl
		China	Ayum Forest Products Limited	Universal Veneer Mill Corporation
		Vietnam	John Bitar and Company Limited	Universal Veneer Mill Corporation
		Morocco	John Bitar and Company Limited	Total Wood Sal Mkalles
	Lumber (Kiln Dried)	Italy	John Bitar and Company Limited	Total Wood Sal Mkalles
		Belgium	Specialized Timber Products Limited	Wijma GMBH and Company
		Germany	Slyvent Company Limited	Wob Timber GMBH
			Specialized Timber Products Limited	Bschor GMBH
			Logs and Lumber Limited	Wob Timber GMBH
	Essa	Rotary Veneer	Canada	Samartex Timber and Plywood Company Limited
United States of America			Samartex Timber and Plywood Company Limited	Superior Timber and Deckings Limited
			John Bitar and Company Limited	Munro Brice and Company Limited
Sliced Veneer		Vietnam	Samartex Timber and Plywood Company Limited	Jaf Global GMBH
			John Bitar and Company Limited	Universal Veneer Mill Corporation
Lumber (Kiln Dried)		Egypt	Specialized Timber Products Limited	Abeds Timber
Lumber (Air Dried)		Egypt	Specialized Timber Products Limited	Abeds Timber
Black Ofram		Lumber (Air Dried)	Germany	Logs and Lumber Limited
	Senegal		Buadac Company Limited	Batiplus Industries
	Lumber (Kiln Dried)	Canada	Adras Company Limited	Treemex Holz Im-und Export GMBH
		Turkey	Tony Toffey Construction and Wood Processing	Treemex Holz Im-und Export GMBH
		Israel	Fosu and Fosuaa Company Limited	Arbawood Timber Trading Agency
	Sliced Veneer	Germany	Samartex Timber and Plywood Company Limited	Sonke Bruhn GMBH and Company
		Lebanon	John Bitar and Company Limited	Goodwood Egyptian Lebanese Company
	Plywood (Overland)	Burkina Faso	John Bitar and Company Limited	Kabore Rasmene
	Plywood	Senegal	Techno Timber Company Limited	Batiplus Industries
	Processed L/ Mouldings	Finland	Logs and Lumber Limited	JSC Woodstock

Dahoma	Lumber (Kiln Dried)	Greece	John Bitar and Company Limited	Total Wood Sal Mkalles
		Qatar	John Bitar and Company Limited	To The Order and For Account of Qatar
			Ibrahim and Sons Company Limited	Holz Schnettler Soest
	Lumber (Air Dried)	Egypt	John Bitar and Company Limited	Total Wood Sal Mkalles
		United Arab Emirates	Samartex Timber and Plywood Company Limited	Superior Timber and Deckings Limited
Processed L/ Mouldings	Belgium	Logs and Lumber Limited	Stocksman Wood Products	

### TOP FIVE (5) CATEGORIES FOR THE MONTH OF MAY 2021 [[SEE APPENDIX D](#)]

EXPORTER	Volume (m <sup>3</sup> )	% Share in Volume (m <sup>3</sup> ) for May 2021
<b>Multimodal Freight Services Limited</b> 1 <sup>st</sup> Floor Afrik Screen Building [+233242171772]	2,562.815	9.48%
<b>Samartex Timber and Plywood Company Limited</b> P. O. Box 1, Samreboi [+233 312022963]	2,508.129	9.28%
<b>John Bitar and Company Limited</b> P. O. Box 406, Sekondi [+233244330765]	2,045.188	7.56%
<b>Logs and Lumber Limited</b> P. O. Box 3344, Kumasi [+233 32202522718]	2,021.238	7.48%
<b>3RDI Shipping Agency Limited</b> BOX TT 242, Tema [+233244640325]	1,888.232	6.98%

PRODUCT	Volume (m <sup>3</sup> )	% Share in Volume (m <sup>3</sup> ) for May 2021
Lumber (Air Dried)	12,531.460	46.35%
Lumber (Kiln Dried)	4,523.904	16.73%
Billet	4,201.831	15.54%
Plywood (Overland)	2,020.539	7.47%
Sliced Veneer	1,464.370	5.42%

SPECIES	Volume (m <sup>3</sup> )	% Share in Volume (m <sup>3</sup> ) for May 2021
Teak	13,748.237	50.85%
Wawa	2,725.024	10.08%
Ceiba	2,616.961	9.68%
Denya	1,127.812	4.17%
Asanfina	641.953	2.37%

DESTINATION	Volume (m <sup>3</sup> )	% Share in Volume (m <sup>3</sup> ) for May 2021
India	13,936.636	51.55%
Germany	1,171.818	4.33%
China	1,136.670	4.20%
Vietnam	1,012.681	3.75%
Belgium	962.936	3.56%

BUYER	Volume (m <sup>3</sup> )	% Share in Volume (m <sup>3</sup> ) for May 2021
<b>Shanghai Timber Furnishing Company Limited</b> 82/15 Moo 6, Soi Wat Srimuang, Setthakit Road. [+6634 412 993]/ [+662 260 9913]	2,562.815	9.48%
<b>Thai Phat International Company Limited</b> No 10A, Alley 337/52, Cau Giay Street, Group 22, Cau Giay District, Hanoi, Vietnam [+84 902 868 189]	2,483.963	9.19%
<b>Kappa International PTE Limited</b> No 10. Anson Road #23-16 International Plaza, Singapore – 079903, Singapore. [+65 6225 6186]	1,635.918	6.05%
<b>ETS Salaou Hassane</b> ET Fils Commerce General HF 4194B 13384 Niamey, Niger [+22 622 8676]	1,210.069	4.48%
<b>Shree Sagar General Trading</b> Free Zone Entity FZE SM – Office G1 Hall 2-16 Ajman, United Arab Emirates [+971 564 378300]	1,035.998	3.83%

## TIMBER AND WOOD PRODUCTS ANALYTICS

### Summary Report on Export Products May, 2021

HS CODE	PRODUCT	VOLUME (m <sup>3</sup> )	VALUE (€)	CUMULATIVE: JAN-MAY 2021	
				VOLUME (m <sup>3</sup> )	VALUE (€)
4407	Lumber (Air Dried)	12,531.460	6,391,802.70	56,872.309	28,941,289.79
4407	Lumber (Kiln Dried)	4,523.904	2,656,692.70	17,430.939	10,894,443.98
4403	Billet	4,201.831	1,729,124.38	23,945.137	9,926,379.51
4408	Sliced Veneer	1,464.370	1,567,677.44	4,587.525	5,078,234.91
4412	Plywood (Overland)	2,020.539	835,279.38	8,769.709	3,391,188.75
4418	Processed L/ Mouldings	758.633	554,623.91	4,378.858	3,114,555.48
4408	Rotary Veneer	768.323	419,918.09	3,025.023	1,588,975.34
4412	Plywood	652.887	237,880.70	1,174.499	499,651.51
4408	Sliced Veneer (Overland)	44.099	33,017.87	44.099	33,017.87
4409	Boules (Kiln Dried)	33.952	23,426.88	33.952	23,426.88
4401	Briquettes	35.549	7,398.24	159.183	33,128.21
4409	Boules (Air Dried)	-	-	140.510	78,432.95
4408	Curls Veneer	-	-	0.339	494.82
	<b>GRAND TOTAL</b>	<b>27,035.547</b>	<b>14,456,842.29</b>	<b>120,562.082</b>	<b>63,603,220.01</b>

MAY 2021 AVERAGE EXCHANGE RATE
€ 1 = \$1.21
£ 1.16 = € 1

### Leading Exporters of Wood Products for May 2021

PRODUCT	EXPORTER	VOLUME (m <sup>3</sup> )	VALUE (€)	€/m <sup>3</sup>
Lumber (Air Dried)	Multimodal Freight Services Limited	2,474.119	1,201,743.93	485.73
Lumber (Kiln Dried)	John Bitar and Company Limited	818.928	470,806.98	574.91
Billet	3RDI Shipping Agency Limited	912.171	387,682.02	425.01
Sliced Veneer	John Bitar and Company Limited	562.772	535,860.31	952.18
Plywood (Overland)	Logs and Lumber Limited	864.760	374,767.50	433.38
Processed L/ Mouldings	Samartex Timber and Plywood Company Limited	252.084	225,896.31	896.12
Rotary Veneer	Samartex Timber and Plywood Company Limited	389.579	267,951.11	687.80
Plywood	Techno Timber Company Limited	500.833	162,114.38	323.69
Sliced Veneer (Overland)	Logs and Lumber Limited	45.429	36,783.54	809.70
Boules (Kiln Dried)	Samartex Timber and Plywood Company Limited	33.952	23,426.88	690.00
Briquettes	Sustainable Biomass Solution Ghana Limited	35.549	7,398.24	208.11

## Leading Exporters of Top Five (5) Products by Species May 2021

SPECIES	EXPORTERS	VOLUME (m <sup>3</sup> )	VALUE (€)	€/m <sup>3</sup>
Teak	Multimodal Freight Services Limited	2,562.815	1,239,440.63	483.62
Wawa	John Bitar and Company Limited	468.699	206,705.85	441.02
Ceiba	Logs and Lumber Limited	864.760	374,767.50	433.38
Denya	Samartex Timber and Plywood Company Limited	406.473	238,254.14	586.15
Asanfina	John Bitar and Company Limited	244.834	254,437.74	1,039.23
Mahogany	Samartex Timber and Plywood Company Limited	333.469	384,985.80	1,154.49
Koto / Kyere	Ayum Forest Products Limited	73.829	155,232.64	2,102.58
Sapele	Ayipah Wood Company Limited	66.649	49,986.75	750.00
Odum	John Bitar and Company Limited	63.409	75,458.53	1,190.03
Rosewood	Lebebaba Company Limited	180.000	131,146.02	728.59
Cedrella	Ayipah Wood Company Limited	192.717	184,184.26	955.72
Senya	Delin Wood Limited	220.831	120,671.28	546.44
Black Ofram	Buadac Company Limited	226.890	56,722.50	250.00
Papao/ Apa	Xylogi Company Limited	36.098	40,546.77	1,123.24
Chenchen	John Bitar and Company Limited	137.725	81,184.25	589.47
Dahoma	John Bitar and Company Limited	143.897	71,949.90	500.01
Kako / Ekki	Africa Timber Resources Limited	194.717	130,046.28	667.87
Niangon	Samartex Timber and Plywood Company Limited	47.676	31,813.26	667.28
Makore	Samartex Timber and Plywood Company Limited	96.004	83,386.21	868.57
Edinam	Samartex Timber and Plywood Company Limited	16.822	27,235.91	1,619.09
Utile	Logs and Lumber Limited	70.909	82,661.63	1,165.74
Essa	Specialized Timber Products Limited	47.120	42,055.61	892.52
Rubberwood	Prestige Innovation and Processing Company	256.451	62,282.46	242.86
Ananta	Samartex Timber and Plywood Company Limited	161.278	56,794.27	352.15
Akasa	John Bitar and Company Limited	54.736	54,369.89	993.31
Black Hyedua	Logs and Lumber Limited	33.026	51,333.08	1,554.32
Gmelina	PVN International Limited	110.860	21,539.03	194.29
Mixed Redwood	John Bitar and Company Limited	77.691	39,368.64	506.73
Emire	John Bitar and Company Limited	34.633	21,472.46	620.00
Otie	Samartex Timber and Plywood Company Limited	40.413	28,462.99	704.30
Kroma	Green Nations Limited	54.248	26,349.66	485.73
Mansonia	Fosu and Fosuaa Company Limited	35.936	26,233.28	730.00
Guarea	Samartex Timber and Plywood Company Limited	49.386	23,723.85	480.38
Yaya	Ayum Forest Products Limited	7.866	15,920.12	2,023.86
Danta	Buadac Company Limited	54.977	16,493.10	300.00
Potrodum	Frimp and Son Limited	18.110	13,194.75	728.59
Ofram	Mondial Veneer Ghana Limited	15.222	13,012.99	854.90
Ohaa	Ayum Forest Products Limited	5.919	10,781.57	1,821.47
Walnut / Lova	Mondial Veneer Ghana Limited	3.940	1,930.60	490.00

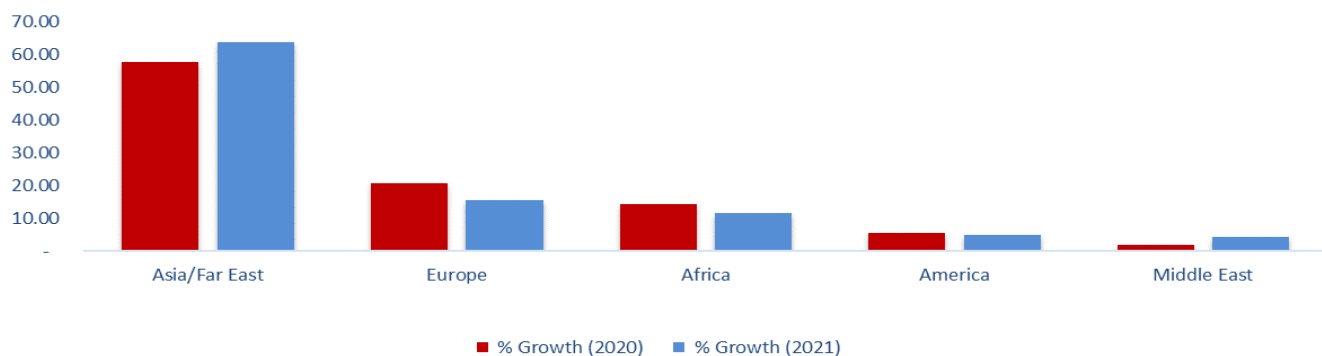
## Leading Buyers of Top Five (5) Products by Species May 2021

SPECIES	BUYERS	VOLUME (m <sup>3</sup> )	VALUE (€)	€/m <sup>3</sup>
Teak	Shanghai Timber Furnishing Company Limited	2,562.815	1,239,440.63	483.62
Wawa	Somex NV Haven	300.408	133,311.05	443.77
Ceiba	ETS Salaou Hassane	1,210.069	504,875.99	417.23
Denya	Dai Loi Trading Company Limited	328.909	191,711.58	582.87
Asanfina	Da Ma Legno Srl	341.490	359,345.45	1,052.29
Mahogany	Superior Timber and Deckings Limited	312.120	353,456.71	1,132.44
Koto / Kyere	Universal Veneer Mill Corporation	43.725	96,661.55	2,210.68
Sapele	Holz Schnettler Soest	125.957	91,915.42	729.74
Odum	Timber Team International	84.969	79,399.00	934.45
Rosewood	TZ Trading	200.000	145,717.80	728.59
Cedrella	Baillie Lumber	97.384	104,939.40	1,077.58
Senya	Greenda Industry Limited	220.831	120,671.28	546.44
Black Ofram	Batiplus Industries	226.890	56,722.50	250.00
Papao/ Apa	Loc Ha Trading Company Limited	54.431	61,139.15	1,123.24
Chenchen	Total Wood Sal Mkalles	110.578	57,841.33	523.08
Dahoma	To The Order and For Account of Qatar	90.517	53,309.33	588.94
Kako / Ekki	South Asia Timber Resources PTE Limited	194.717	130,046.28	667.87
Niangon	Imola Legno	27.567	17,736.96	643.41
Makore	El Reda Company	96.004	83,386.21	868.57
Edinam	Shafiq Wood Products Trading	16.822	27,235.91	1,619.09
Utile	Baystate Industries	70.909	82,661.63	1,165.74
Essa	Abeds Timber	47.120	42,055.61	892.52
Rubberwood	Hong Kong Liangruncheng International	256.451	62,282.46	242.86
Ananta	Kelum Timber Stores	161.278	56,794.27	352.15
Akasa	Mondolegno Srl	38.045	38,045.36	1,000.00
Black Hyedua	Blue Resources	33.026	51,333.08	1,554.32
Gmelina	SSBC International	110.860	21,539.03	194.29
Mixed Redwood	Kabore Rasmene	77.691	39,368.64	506.73
Emire	Wijma Trading	34.633	21,472.46	620.00
Otie	Superior Timber and Deckings Limited	40.413	28,462.99	704.30
Kroma	Success Company Limited	54.248	26,349.66	485.73
Mansonia	Arbawood Timber Trading Agency	35.936	26,233.28	730.00
Guarea	Sicor Empreendimentos	49.386	23,723.85	480.38
Yaya	Coast to Coast Designs PVT Limited	7.866	15,920.12	2,023.86
Danta	Batiplus Industries	54.977	16,493.10	300.00
Potrodum	Fortune Exim	18.110	13,194.75	728.59
Ofram	Mondial Tranciati Srl	15.222	13,012.99	854.90
Ohaa	Coast to Coast Designs PVT Limited	5.919	10,781.57	1,821.47
Walnut / Lovoa	Holz Schnettler Soest	3.940	1,930.60	490.00

## Major Markets of Ghana's Wood Products Exports: Jan-May 2020/ 2021: Volume

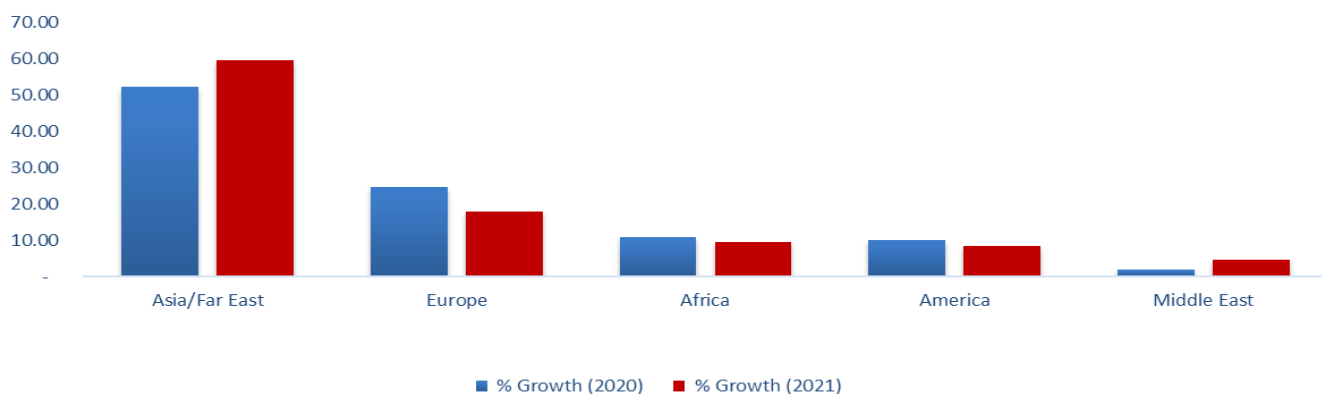
Volume(m <sup>3</sup> ) in thousands					
CONTINENT	JAN-MAY 2020	% Growth (2020)	JAN-MAY 2021	% Growth (2021)	Volume Variation
	Volume(m <sup>3</sup> )		Volume(m <sup>3</sup> )		
Asia/Far East	44.041	57.53	76.780	63.68	6.15
Europe	15.824	20.67	18.671	15.49	-5.18
Africa	10.870	14.20	14.089	11.69	-2.51
America	4.364	5.70	5.892	4.89	-0.81
Middle East	1.433	1.87	5.131	4.26	2.38
Oceania	0.019	0.02	-	-	-0.02
<b>Total</b>	<b>76.551</b>	<b>100.00</b>	<b>120.562</b>	<b>100.00</b>	<b>0.00</b>

**%in Volume (m<sup>3</sup>) for Exports in the Major Markets for Jan-May 2020 and 2021**



Values (€) in millions					
CONTINENT	JAN-MAY 2020	% Growth (2020)	JAN-MAY 2021	% Growth (2021)	Value Variation
	Value(€)		Value(€)		
Asia/Far East	19.88	52.31	37.99	59.73	7.42
Europe	9.40	24.73	11.44	17.98	-6.74
Africa	4.14	10.91	5.97	9.38	-1.53
America	3.80	10.00	5.32	8.37	-1.63
Middle East	0.77	2.01	2.89	4.54	2.53
Oceania	0.02	0.04	-	-	-0.04
<b>Total</b>	<b>38.00</b>	<b>100.00</b>	<b>63.60</b>	<b>100.00</b>	<b>0.00</b>

**% in Value (€) for Exports in the Major Markets for Jan-May 2020 and 2021**



## Export of Timber and Wood Products to Ecowas Countries: Jan-May 2020/ 2021

ECOWAS COUNTRIES	JAN-MAY 2020			JAN-MAY 2021		
	Volume(m <sup>3</sup> )	Value(€)	UNIT PRICE	Volume(m <sup>3</sup> )	Value(€)	UNIT PRICE
Burkina Faso	2,955.068	973,437.86	329.41	2,803.175	1,052,478.65	375.46
Togo	1,148.150	418,867.08	364.82	2,826.955	1,095,461.89	387.51
Senegal	-	-	-	2,851.257	969,562.18	340.05
Niger	2,864.052	910,572.75	317.93	1,595.567	582,857.24	365.30
Benin	998.114	308,966.70	309.55	1,199.651	507,614.99	423.14
Mali	250.071	80,775.97	323.01	296.193	132,099.50	445.99
Cape Verde	244.099	106,793.77	437.50	285.822	132,941.69	465.12
Cote D'Ivoire	-	-	-	36.899	27,617.51	748.46
Gambia	55.368	23,508.77	424.59	55.368	26,076.83	470.97
<b>TOTAL</b>	<b>8,514.922</b>	<b>2,822,922.90</b>	<b>331.53</b>	<b>11,950.887</b>	<b>4,526,710.49</b>	<b>378.78</b>

## Comparative Export Statistics for Timber and Wood Products: Jan-May 2020 / 2021

PRODUCT	% GROWTH			% GROWTH		
	JAN-MAY 2020	JAN-MAY 2021	% Growth	JAN-MAY 2020	JAN-MAY 2021	% Growth
	Volume(m <sup>3</sup> )	Volume(m <sup>3</sup> )	in Volume	Value(€)	Value(€)	in Value
Lumber (Air Dried)	36,081.229	56,872.309	57.62	16,591,727.22	28,941,289.79	74.43
Lumber (Kiln Dried)	14,514.905	17,430.939	20.09	8,625,597.77	10,894,443.98	26.30
Plywood (Overland)	8,265.285	8,769.709	6.10	2,711,765.44	3,391,188.75	25.05
Plywood	52.965	1,174.499	2,117.50	27,325.04	499,651.51	1,728.55
Processed L/Mouldings	4,232.860	4,378.858	3.45	3,125,201.94	3,114,555.48	-0.34
Sliced Veneer	3,449.043	4,587.525	33.01	3,097,590.07	5,078,234.91	63.94
Rotary Veneer	3,659.369	3,025.023	-17.33	1,506,444.67	1,588,975.34	5.48
Curls Veneer	-	0.339	0.00	-	494.82	0.00
Sliced Veneer (Overland)	5.538	44.099	696.26	4,363.69	33,017.87	656.65
Billet	6,089.175	23,945.137	293.24	2,187,524.93	9,926,379.51	353.77
Boules (Air Dried)	121.219	140.510	15.91	70,035.78	78,432.95	11.99
Boules (Kiln Dried)	79.208	33.952	-57.14	48,923.85	23,426.88	-52.12
Briquettes	-	159.183	0.00	-	33,128.21	0.00
<b>TOTAL</b>	<b>76,550.797</b>	<b>120,562.082</b>	<b>57.49</b>	<b>37,996,500.40</b>	<b>63,603,220.01</b>	<b>67.39</b>



## Timber and Wood Products Classification

PRODUCT	JAN-MAY 2020			JAN-MAY 2021		
	Volume(m <sup>3</sup> )	Value(€)	% Share in Value	Volume(m <sup>3</sup> )	Value(€)	% Share in Value
<b>PRIMARY</b>						
Billet	6,089.175	2,187,524.93		23,945.137	9,926,379.51	
<b>SUB TOTAL</b>	<b>6,089.175</b>	<b>2,187,524.93</b>	<b>5.76</b>	<b>23,945.137</b>	<b>9,926,379.51</b>	<b>15.61</b>
<b>SECONDARY</b>						
Lumber (Air Dried)	36,081.229	16,591,727.22		56,872.309	28,941,289.79	
Lumber (Kiln Dried)	14,514.905	8,625,597.77		17,430.939	10,894,443.98	
Boules (Air Dried)	121.219	70,035.78		140.510	78,432.95	
Boules (Kiln Dried)	79.208	48,923.85		33.952	23,426.88	
Veneers	7,113.950	4,608,398.43		7,656.986	6,700,722.94	
Plywood (Overland)	8,265.285	2,711,765.44		8,769.709	3,391,188.75	
Plywood	52.965	27,325.04		1,174.499	499,651.51	
Briquettes	-	-		159.183	33,128.21	
<b>SUB TOTAL</b>	<b>66,228.762</b>	<b>32,683,773.53</b>	<b>86.02</b>	<b>92,238.087</b>	<b>50,562,285.02</b>	<b>79.50</b>
<b>TERTIARY</b>						
Processed L/Mouldings	4,232.860	3,125,201.94		4,378.858	3,114,555.48	
<b>SUB TOTAL</b>	<b>4,232.860</b>	<b>3,125,201.94</b>	<b>8.22</b>	<b>4,378.858</b>	<b>3,114,555.48</b>	<b>4.90</b>
<b>GRAND TOTAL</b>	<b>76,550.797</b>	<b>37,996,500.40</b>	<b>100.00</b>	<b>120,562.082</b>	<b>63,603,220.01</b>	<b>100.00</b>

Product	m <sup>3</sup> /ft. container
Logs	11-13m <sup>3</sup> / 20ft
Other Products	20m <sup>3</sup> / 20ft

## Export Performance for Timber and Wood Products

### EXPORTERS PERFORMANCE - LUMBER (AIR DRIED)

EXPORTER	VOLUME (m <sup>3</sup> )	VALUE (€)	CUMULATIVE: JAN-MAY 2021	
			VOLUME (m <sup>3</sup> )	VALUE (€)
Multimodal Freight Services Limited	2,474.119	1,201,743.93	6,918.198	3,345,477.98
Mawuli Elliot Limited	975.080	476,920.76	3,664.362	1,832,423.87
3RDI Shipping Agency Limited	976.061	474,098.21	3,654.157	1,759,189.71
Samartex Timber and Plywood Company Limited	767.190	387,090.15	3,294.982	1,449,642.43
Peacrok Company Limited	794.605	385,960.31	4,327.881	2,087,997.37
Askraf International Company Limited	452.882	233,235.97	1,648.588	818,913.65
Eastwest Exports Limited	331.180	180,970.58	997.484	663,381.04
Africa Timber Resources Limited	267.441	178,616.69	1,294.703	859,702.21
Panchtatva Associates Limited	326.724	158,698.34	2,013.821	973,506.44
Arena Resources Limited	324.412	157,575.34	828.688	399,862.96
Lebebaba Company Limited	216.091	148,676.36	276.091	191,990.69
Green Nations Limited	198.920	122,972.22	1,349.199	847,604.90
Delin Wood Limited	220.831	120,671.28	791.416	430,168.10
Krish Sun Company Limited	256.652	117,832.51	382.964	178,375.30
Geavag Company Limited	234.437	113,872.15	919.721	467,642.16
Duakron Ghana Limited	216.382	112,649.96	2,238.111	1,089,871.58
Regent Industries Ghana Limited	204.271	99,219.74	1,638.884	791,279.77
A List Enterprise Ghana Limited	181.555	92,595.28	398.532	223,798.31
Nasorp Merchantile Company Limited	162.609	90,500.77	2,150.053	1,150,803.32
Indiana Woods Limited	129.108	86,957.10	525.558	277,728.14
Buadac Company Limited	315.178	79,877.80	630.356	159,755.60
Richtuah Company Limited	162.490	78,925.62	560.277	291,115.18
Star Exim Ghana Limited	162.481	78,921.25	794.653	382,052.17
Gran Pa Shipping and Company Limited	144.922	70,392.38	651.361	315,157.21
AIM Manufacturing Company Limited	144.415	70,146.12	414.949	201,165.04
Dark Andoh Global Company Limited	72.065	65,632.21	614.604	549,082.31
Logs and Lumber Limited	118.891	61,751.60	751.845	376,760.72
O A B U Company Limited	80.000	58,287.12	80.000	58,287.12
Rock Age Impex Limited	108.490	52,696.41	343.546	166,413.23
Beghap Company Limited	108.218	52,564.30	540.881	260,875.63
Josanwi Enterprise Limited	108.091	52,502.61	180.156	87,185.36
Nabe Wood Processing Limited	90.837	49,637.13	127.009	69,221.71
Frimp and Son Limited	90.198	48,209.76	289.329	160,556.94
F Wood and Trading Company Limited	90.288	43,855.23	794.782	383,449.08
Bombalex Shipping and Logistics	90.115	43,771.20	90.115	43,771.20
Xylogi Company Limited	36.098	40,546.77	126.788	141,479.10
Juben Empire Ghana Limited	74.269	36,074.38	366.098	174,297.85
Benediction Company Limited	37.440	33,353.44	200.729	172,586.91
John Bitar and Company Limited	66.101	31,464.46	648.090	263,485.04
Ere Oseiwaa Company Limited	54.279	26,364.72	235.060	114,058.45
Mcken Logistics Company Limited	54.157	26,305.46	144.157	69,714.62
Smith Timber Export Limited	54.154	26,304.01	216.741	104,564.31
Isaac Manu 2010 Limited	54.120	26,287.49	396.740	191,621.79
Boison Construction Works Limited	23.850	20,749.50	112.047	75,925.57
Specialized Timber Products Limited	23.045	20,568.16	23.045	20,568.16

Lambro Company Limited	18.100	20,330.67	36.200	40,474.84
Makarios Logistics Limited	18.078	20,305.96	108.428	121,053.16
Best Quote Limited	36.134	17,551.22	144.418	69,979.13
Nihar Exim Ghana Limited	36.114	17,541.51	162.697	78,598.89
MKR Commodities Limited	36.086	17,527.91	360.780	174,639.27
Nach Company Limited	36.062	17,516.25	288.475	139,578.96
Harvestive Ghana Limited	36.000	17,486.14	72.079	34,787.92
Akshatha Company Limited	36.000	17,486.14	36.000	17,486.14
Ibrahim and Sons Company Limited	36.378	16,915.77	241.815	136,289.89
A Lite Lumber Enterprise	27.394	14,792.76	27.394	14,792.76
Leadway Star Company Limited	20.000	14,571.78	80.000	57,886.12
Kabre Brothers Limited	25.219	13,471.97	25.219	13,471.97
Ghana Primewood Products Limited	25.020	13,005.39	156.013	81,764.54
Kete Krachi Timber Recovery Limited	16.020	10,968.38	181.050	172,333.67
Amoasly Company Limited	18.069	8,776.58	325.121	157,361.06
Banyan Trade Africa Limited	18.029	8,757.15	18.029	8,757.15
Bell Afrique Farms Limited	18.015	8,750.35	18.015	8,750.35
Fortune Exim Ghana Limited	-	-	1,858.783	898,408.63
Prestige Innovation and Processing Company	-	-	187.077	44,779.15
Adras Company Limited	-	-	47.567	27,941.71
Swiss Lumber Company Limited	-	-	21.129	8,979.83
City View Company Limited	-	-	44.440	24,595.81
Concrete Décor Designs Limited	-	-	36.313	17,067.11
Absdjaney Ghana Limited	-	-	144.143	69,124.54
Masae Ghana Limited	-	-	18.086	8,704.26
PM Overseas Ghana Limited	-	-	1,588.342	767,728.88
Bhakti Ghana Limited	-	-	234.495	112,608.69
Speed Bee Timber Company Limited	-	-	144.983	69,859.88
Bempasteele Company Limited	-	-	60.000	43,314.34
Estee Glory Company Limited	-	-	40.000	28,876.22
Mcdon Woods and Timber Limited	-	-	40.000	28,876.22
Renas Prestige Company Limited	-	-	324.820	157,041.66
Kodeas Family Link Company Limited	-	-	36.351	24,055.16
Western Hardwood Limited	-	-	49.102	22,758.65
Rakhishem Company limited	-	-	40.126	20,759.82
Willcells Ghana Limited	-	-	18.354	12,145.70
Preknow Investment Company Limited	-	-	18.100	11,324.29
Eco Premium Limited	-	-	18.015	8,670.09
Vickymart Plus Company Limited	-	-	180.050	86,510.64
Jonada Global Company Limited	-	-	180.316	92,139.72
Primus Freight Services Limited	-	-	62.001	68,779.89
Pas Timbers Limited	-	-	84.280	51,851.86
Ecood Company Limited	-	-	55.453	36,434.47
Sandylord Company Limited	-	-	72.211	34,951.78
G 8 Farms and Company Limited	-	-	54.039	25,822.13
WR Company Limited	-	-	57.454	21,303.21
Erivankes Company Limited	-	-	18.459	20,802.48
Geetanjali Trading Company Limited	-	-	36.004	17,545.92
K V Global Company Limited	-	-	36.000	17,305.65
Mere Plantations Limited	-	-	44.185	14,956.96

Broadwater Company Limited	-	-	24.696	14,323.68
Felixo Prestige Company Limited	-	-	22.672	9,748.96
Star Sawmill Products Limited	-	-	19.614	8,841.65
Pan Afro King Company Limited	-	-	18.260	8,830.21
G L Interlink Limited	-	-	7.905	3,003.90
<b>GRAND TOTAL</b>	<b>12,531.460</b>	<b>6,391,802.70</b>	<b>56,872.309</b>	<b>28,941,289.79</b>

#### MOVING SPECIES - LUMBER (AIR DRIED)

SPECIES	VOLUME (m <sup>3</sup> )	VALUE (€)	CUMULATIVE: JAN-MAY 2021	
			VOLUME (m <sup>3</sup> )	VALUE (€)
Teak	9,610.791	4,743,910.82	36,359.043	17,944,656.06
Denya	1,057.285	620,864.06	2,926.951	1,751,451.90
Rosewood	280.000	204,004.92	620.000	449,452.82
Senya	311.668	170,308.41	896.249	488,436.25
Papao/ Apa	148.545	153,786.13	757.331	811,496.47
Kako / Ekki	194.717	130,046.28	1,159.873	763,299.03
Black Ofram	255.801	68,286.90	1,080.633	307,368.61
Niangon	105.519	58,280.58	352.859	200,739.49
Ananta	161.278	56,794.27	161.278	56,794.27
Dahoma	148.432	48,372.38	780.842	313,441.27
Mahogany	24.347	30,156.23	27.316	33,703.01
Kroma	54.248	26,349.66	329.144	128,908.48
Guarea	49.386	23,723.85	217.442	100,970.77
Essa	23.045	20,568.16	23.045	20,568.16
Danta	54.977	16,493.10	466.981	160,384.55
Potrodum	18.110	13,194.75	168.066	118,678.22
Wawa	33.311	6,662.20	261.891	101,015.63
Odum	-	-	11.263	8,515.87
Cedrela	-	-	44.440	24,595.81
Sapele	-	-	51.014	29,799.08
Koto / Kyere	-	-	37.806	21,738.45
Utile	-	-	11.795	9,671.90
Rubberwood	-	-	187.077	44,779.15
Emire	-	-	50.557	27,300.78
Walnut / Lovoa	-	-	365.954	148,439.51
Ofram	-	-	2.289	1,285.19
Kusia	-	-	126.159	63,859.21
Wawabima	-	-	102.282	35,448.93
Albizia	-	-	78.484	35,386.19
Avodire	-	-	72.262	16,258.95
Berekankon	-	-	0.833	1,094.62
Candollei	-	-	20.602	12,254.48
Kane	-	-	8.426	8,153.26
<b>GRAND TOTAL</b>	<b>12,531.460</b>	<b>6,391,802.70</b>	<b>47,760.187</b>	<b>24,239,946.35</b>

**DIRECTION OF TRADE - LUMBER (AIR DRIED)**

DESTINATION	VOLUME (m <sup>3</sup> )	VALUE (€)	CUMULATIVE: JAN-MAY 2021	
			VOLUME (m <sup>3</sup> )	VALUE (€)
India	9,646.948	4,772,440.06	44,817.140	22,348,925.68
Vietnam	922.885	595,206.57	3,268.740	2,232,946.57
China	700.452	437,563.96	1,967.538	1,148,086.09
United Arab Emirates	393.147	216,778.36	2,009.616	1,145,142.62
Senegal	315.178	79,877.80	1,975.185	608,617.38
Sri Lanka	161.278	56,794.27	232.872	82,961.82
Belgium	68.395	34,259.14	376.763	190,739.62
Greece	55.280	31,803.22	238.427	134,462.47
Egypt	45.771	30,778.87	320.127	166,521.09
United States of America	24.347	30,156.23	41.794	48,016.29
Germany	65.289	28,480.17	407.052	199,384.95
Italy	41.239	24,440.35	41.239	24,440.35
Cape Verde	49.386	23,723.85	285.822	132,941.69
Portugal	23.850	20,749.50	125.630	82,051.24
Poland	18.015	8,750.35	18.015	8,750.35
Spain	-	-	36.000	14,940.00
Denmark	-	-	24.682	13,081.46
France	-	-	162.026	75,884.77
United Kingdom	-	-	107.047	54,217.45
Lebanon	-	-	77.068	30,144.86
Pakistan	-	-	54.926	22,309.08
Bangladesh	-	-	216.977	131,203.03
Indonesia	-	-	12.170	9,086.47
South Korea	-	-	55.453	36,434.47
<b>GRAND TOTAL</b>	<b>12,531.460</b>	<b>6,391,802.70</b>	<b>56,872.309</b>	<b>28,941,289.79</b>

**EXPORTERS PERFORMANCE - LUMBER (KILN DRIED)**

EXPORTER	VOLUME (m <sup>3</sup> )	VALUE (€)	CUMULATIVE: JAN-MAY 2021	
			VOLUME (m <sup>3</sup> )	VALUE (€)
John Bitar and Company Limited	818.928	470,806.98	2,230.798	1,214,261.79
Samartex Timber and Plywood Company Limited	592.408	469,639.65	2,996.999	2,659,702.32
Logs and Lumber Limited	522.558	323,637.93	3,606.171	2,005,264.36
Ayipah Wood Company Limited	259.366	234,171.01	969.600	872,545.09
Boison Construction Works Limited	392.511	163,465.32	1,141.646	507,415.86
Specialized Timber Products Limited	303.104	158,068.81	991.121	509,075.14
Sunstex Company Limited	165.221	83,180.87	637.884	348,975.16
Ayum Forest Products Limited	129.010	78,589.84	149.800	90,751.99
Ibrahim and Sons Company Limited	127.449	75,245.29	333.095	182,248.32
Fortune Exim Ghana Limited	144.232	70,057.23	144.232	70,057.23
Prestige Innovation and Processing Company	256.451	62,282.46	544.465	131,729.39
Slyvent Company Limited	98.550	54,686.21	131.216	71,999.19
Mr Bee Company Limited	67.364	49,496.67	67.364	49,496.67
Adras Company Limited	94.146	49,273.75	689.792	337,337.77
Fosu and Fosuaa Company Limited	78.863	45,550.43	279.832	134,404.46
Tony Toffey Construction and Wood Processing	86.809	43,727.21	86.809	43,727.21
Akwadiaso Company Limited	34.138	32,431.10	34.138	32,431.10

Nana Ajoa Frimpomaa Company Limited	35.414	25,498.08	68.838	57,440.89
Mondial Veneer Ghana Limited	33.654	24,471.37	103.794	103,284.54
Buadac Company Limited	33.272	23,433.56	136.569	126,067.47
Super Economic Bussiness Limited	21.137	21,431.93	21.137	21,431.93
Asuo Bomosadu Timber and Sawmills Limited	44.973	18,888.66	264.421	135,547.71
Peacrok Company Limited	37.122	18,031.12	37.122	18,031.12
Swiss Lumber Company Limited	45.293	17,211.34	299.095	196,205.43
Manukab Company Limited	46.779	16,372.65	46.779	16,372.65
Lethnass Limited	36.552	14,620.80	211.367	84,901.60
Askraf International Company Limited	18.600	12,422.44	18.600	12,422.44
Logs Court Limited	-	-	607.342	430,702.04
Kete Krachi Timber Recovery Limited	-	-	149.669	114,354.52
Evergreen Timbers Limited	-	-	64.432	64,091.41
Africa Timber Resources Limited	-	-	74.352	49,202.20
Modern Wood Technology and Company Limited	-	-	44.691	43,223.56
City View Company Limited	-	-	41.957	41,100.11
Coppon Wood Processing Limited	-	-	34.853	33,120.74
Emanro Wood Processing Limited	-	-	49.583	30,204.25
Beb Hill Company Limited	-	-	42.137	23,321.18
Carpo Timber and Trading Limited	-	-	52.320	19,881.60
Concrete Décor Designs Limited	-	-	26.919	12,113.55
<b>GRAND TOTAL</b>	<b>4,523.904</b>	<b>2,656,692.70</b>	<b>17,430.939</b>	<b>10,894,443.98</b>

#### MOVING SPECIES - LUMBER (KILN DRIED)

SPECIES	VOLUME (m³)	VALUE (€)	CUMULATIVE: JAN-MAY 2021	
			VOLUME (m³)	VALUE (€)
Wawa	2,188.735	952,399.04	7,721.565	3,331,711.36
Mahogany	357.711	392,940.43	2,498.877	2,528,566.19
Odum	223.358	222,069.68	771.463	752,760.04
Cedrela	192.717	184,184.26	1,358.530	1,248,532.00
Sapele	192.606	141,902.17	465.445	355,169.65
Koto / Kyere	227.397	124,899.91	738.496	433,015.15
Dahoma	184.955	96,593.42	797.407	452,189.28
Teak	181.354	88,088.35	181.354	88,088.35
Utile	70.909	82,661.63	110.760	122,125.32
Rubberwood	256.451	62,282.46	544.465	131,729.39
Black Ofram	120.156	54,558.52	546.099	271,912.32
Black Hyedua	33.026	51,333.08	57.792	72,047.22
Edinam	63.643	43,717.54	449.300	324,470.95
Emire	60.246	36,712.20	160.908	95,457.43
Niangon	47.676	31,813.26	136.149	89,243.43
Otie	40.413	28,462.99	40.413	28,462.99
Mansonia	35.936	26,233.28	35.936	26,233.28
Essa	24.075	21,487.46	76.541	67,156.40
Denya	18.600	12,422.44	92.952	61,624.64
Walnut / Lovoa	3.940	1,930.60	8.058	4,689.66
Makore	-	-	148.132	126,965.11
Yaya	-	-	26.919	12,113.55
Ofram	-	-	35.479	15,255.97
Mixed Redwood	-	-	196.355	129,654.92

Papao/ Apa	-	-	33.168	22,064.28
Guarea	-	-	35.460	17,730.00
Ayan / B'Dua	-	-	86.040	50,403.55
Avodire	-	-	2.369	1,425.16
Ebony	-	-	0.439	422.56
White Ofram	-	-	74.068	33,223.85
<b>GRAND TOTAL</b>	<b>4,523.904</b>	<b>2,656,692.70</b>	<b>17,430.939</b>	<b>10,894,443.98</b>

#### DIRECTION OF TRADE - LUMBER (KILN DRIED)

DESTINATION	VOLUME (m <sup>3</sup> )	VALUE (€)	CUMULATIVE: JAN-MAY 2021	
			VOLUME (m <sup>3</sup> )	VALUE (€)
United States of America	515.945	537,345.13	3,152.419	3,258,917.80
Germany	741.993	366,441.71	2,132.247	989,749.78
Belgium	790.703	357,396.62	2,784.459	1,274,220.85
Qatar	271.615	169,409.26	649.348	382,806.28
Estonia	337.892	147,352.65	895.022	388,761.52
China	376.799	146,486.83	952.402	411,633.67
Canada	146.050	141,957.03	416.419	409,036.38
Saudi Arabia	218.427	119,307.49	1,050.341	534,369.50
United Kingdom	156.253	97,929.05	449.176	286,291.67
Egypt	87.484	96,945.99	353.646	301,177.97
India	181.354	88,088.35	181.354	88,088.35
Turkey	140.297	73,485.12	170.743	87,951.50
Finland	91.980	44,365.28	561.869	279,665.18
Italy	58.274	33,244.00	222.726	132,936.53
Poland	34.831	28,561.42	34.831	28,561.42
Chile	40.413	28,462.99	40.413	28,462.99
Lebanon	35.936	26,233.28	218.909	190,202.42
Lithuania	47.628	23,575.86	47.628	23,575.86
Pakistan	33.272	23,433.56	301.594	228,391.11
Greece	50.763	22,506.15	275.848	209,160.59
Spain	21.137	21,431.93	52.652	38,134.88
Israel	42.927	19,317.15	342.588	169,072.50
France	46.779	16,372.65	385.144	168,977.07
Morocco	36.552	14,620.80	36.552	14,620.80
Vietnam	18.600	12,422.44	186.636	129,746.44
United Arab Emirates	-	-	294.838	195,769.78
South Africa	-	-	312.014	153,162.69
Dominican Republic	-	-	338.217	214,159.63
Iraq	-	-	84.359	38,648.22
Ireland	-	-	146.727	68,663.65
Netherlands	-	-	324.358	151,796.94
Reunion Island	-	-	35.460	17,730.00
<b>GRAND TOTAL</b>	<b>4,523.904</b>	<b>2,656,692.70</b>	<b>17,430.939</b>	<b>10,894,443.98</b>

**EXPORTERS PERFORMANCE - BILLET**

EXPORTER	VOLUME (m <sup>3</sup> )	VALUE (€)	CUMULATIVE: JAN-MAY 2021	
			VOLUME (m <sup>3</sup> )	VALUE (€)
3RDI Shipping Agency Limited	912.171	387,682.02	2,591.468	1,094,173.30
Mawuli Elliot Limited	577.771	245,558.60	2,624.399	1,103,056.43
Krish Sun Company Limited	378.656	160,932.68	4,280.545	1,805,269.98
Rock Age Impex Limited	304.009	129,206.94	1,235.032	522,417.39
Kimpex Ghana Limited	263.439	111,964.28	694.672	293,561.49
Zenith Impex Ghana Limited	222.778	94,682.93	568.080	239,057.88
AIM Manufacturing Company Limited	203.341	86,422.01	776.670	328,634.12
Banyan Trade Africa Limited	160.020	68,010.14	608.286	257,241.01
Beloved Knowledge Links Limited	127.788	54,311.21	785.510	331,649.50
Dark Andoh Global Company Limited	110.213	46,841.65	1,374.326	580,191.12
Multimodal Freight Services Limited	88.696	37,696.71	622.534	264,235.74
Star Exim Ghana Limited	88.448	37,591.31	829.903	350,238.36
Nabe Wood Processing Limited	87.230	37,073.64	443.813	186,854.37
Richtuah Company Limited	55.181	23,452.49	234.577	94,442.96
PVN International Limited	110.860	21,539.03	270.385	52,376.45
Nach Company Limited	44.239	18,802.03	110.782	46,690.99
Eastwest Exports Limited	44.115	18,749.33	427.781	181,869.45
Josanwi Enterprise Limited	44.088	18,737.85	110.220	46,586.80
Absdjaney Ghana Limited	44.054	18,723.40	528.518	223,230.90
Smith Timber Export Limited	33.215	14,116.72	55.315	23,423.28
Geavag Company Limited	33.107	14,070.81	265.185	111,873.91
Arena Resources Limited	33.072	14,055.94	1,190.319	502,552.37
Ack International Export Limited	68.150	13,240.89	179.786	45,033.84
Askraf International Company Limited	66.729	12,964.80	311.340	95,322.82
Akshatha Company Limited	22.800	9,690.23	22.800	9,690.23
Mcken Logistics Company Limited	22.253	9,457.75	193.753	70,958.97
Speed Bee Timber Company Limited	22.240	9,452.23	199.237	84,057.78
Royal Afro Asia Limited	22.024	9,360.43	22.024	9,360.43
Indiana Woods Limited	11.144	4,736.31	33.375	14,031.36
Peacrok Company Limited	-	-	33.060	13,822.79
Africa Timber Resources Limited	-	-	33.933	6,553.40
Panchtatva Associates Limited	-	-	121.881	51,184.14
Gran Pa Shipping and Company Limited	-	-	22.035	9,359.91
Frimp and Son Limited	-	-	33.061	13,823.20
F Wood and Trading Company Limited	-	-	33.100	13,938.79
Nihar Exim Ghana Limited	-	-	44.532	18,843.03
Masae Ghana Limited	-	-	168.442	52,816.87
PM Overseas Ghana Limited	-	-	1,164.781	493,687.93
Avenue Wood Limited	-	-	107.142	45,266.76
Bhakti Ghana Limited	-	-	57.600	24,187.64
Mashwar Company Limited	-	-	52.011	21,833.45
K V Global Company Limited	-	-	126.201	53,600.27
Mere Plantations Limited	-	-	88.572	26,437.95
Pan Afro King Company Limited	-	-	55.221	23,199.55
Anish AG International Limited	-	-	22.008	9,312.35
Brown Brothers Company Limited	-	-	100.360	42,391.14
Mukhi Brother's Ghana Limited	-	-	34.252	14,493.21
Multigreen Company Limited	-	-	56.310	23,543.89
<b>GRAND TOTAL</b>	<b>4,201.831</b>	<b>1,729,124.38</b>	<b>23,945.137</b>	<b>9,926,379.51</b>



**MOVING SPECIES - BILLET**

SPECIES	VOLUME (m <sup>3</sup> )	VALUE (€)	CUMULATIVE: JAN-MAY 2021	
			VOLUME (m <sup>3</sup> )	VALUE (€)
Teak	3,956.092	1,681,379.65	23,178.786	9,778,263.19
Gmelina	245.739	47,744.73	766.351	148,116.32
<b>GRAND TOTAL</b>	<b>4,201.831</b>	<b>1,729,124.38</b>	<b>23,945.137</b>	<b>9,926,379.51</b>

**DIRECTION OF TRADE - BILLET**

DESTINATION	VOLUME (m <sup>3</sup> )	VALUE (€)	CUMULATIVE: JAN-MAY 2021	
			VOLUME (m <sup>3</sup> )	VALUE (€)
India	4,074.043	1,674,813.17	22,859.672	9,480,813.91
United Arab Emirates	127.788	54,311.21	819.443	338,202.91
China	-	-	22.800	9,647.47
Vietnam	-	-	187.171	79,198.53
Bangladesh	-	-	56.051	18,516.70
<b>GRAND TOTAL</b>	<b>4,201.831</b>	<b>1,729,124.38</b>	<b>23,945.137</b>	<b>9,926,379.51</b>

**EXPORTERS PERFORMANCE - SLICED VENEER**

EXPORTER	VOLUME (m <sup>3</sup> )	VALUE (€)	CUMULATIVE: JAN-MAY 2021	
			VOLUME (m <sup>3</sup> )	VALUE (€)
John Bitar and Company Limited	562.772	535,860.31	1,101.267	1,163,386.80
Samartex Timber and Plywood Company Limited	320.862	309,532.65	874.316	924,313.66
Logs and Lumber Limited	215.703	270,895.02	1,135.480	1,410,994.48
Mondial Veneer Ghana Limited	210.737	223,737.03	995.020	901,110.08
Ayum Forest Products Limited	106.077	202,279.75	388.054	629,394.11
Xylogi Company Limited	48.218	25,372.67	93.387	49,035.78
<b>GRAND TOTAL</b>	<b>1,464.370</b>	<b>1,567,677.44</b>	<b>4,587.525</b>	<b>5,078,234.91</b>

**MOVING SPECIES - SLICED VENEER**

SPECIES	VOLUME (m <sup>3</sup> )	VALUE (€)	CUMULATIVE: JAN-MAY 2021	
			VOLUME (m <sup>3</sup> )	VALUE (€)
Asanfina	639.327	631,621.12	1,560.270	1,468,720.30
Koto / Kyere	172.781	265,867.20	590.760	831,158.78
Chenchen	183.608	148,985.30	511.857	508,367.40
Sapele	51.889	90,978.23	298.120	471,002.04
Makore	97.579	85,748.07	453.060	396,998.63
Mahogany	65.510	80,750.10	237.415	354,139.99
Ceiba	90.736	54,629.44	212.905	154,892.71
Akasa	54.736	54,369.89	105.124	95,187.42
Edinam	24.129	40,763.28	82.589	141,499.70
Essa	26.339	36,329.34	65.608	87,470.22
Black Ofram	16.494	28,624.20	132.182	211,275.96
Yaya	17.739	21,240.45	32.059	32,900.64
Ofram	15.222	13,012.99	167.106	122,853.45
Ohaa	5.919	10,781.57	11.615	15,057.04
Odum	2.362	3,976.28	7.980	16,501.65
Mixed Redwood	-	-	10.492	5,470.29
Wawa	-	-	32.215	56,509.45

Dahoma	-	-	0.017	16,882.36
Wawabima	-	-	10.258	15,501.46
Walnut / Lovo	-	-	13.579	14,857.12
Emire	-	-	5.033	4,529.98
Mansonia	-	-	1.077	2,244.26
Guarea	-	-	2.306	2,690.82
Albizia	-	-	5.857	6,540.91
Entedua	-	-	10.035	11,106.31
Antadua	-	-	10.772	14,217.71
Bediwonua	-	-	4.034	2,749.57
Berlina	-	-	6.329	7,710.41
Hyedua	-	-	6.870	9,198.35
<b>GRAND TOTAL</b>	<b>1,464.370</b>	<b>1,567,677.44</b>	<b>4,587.525</b>	<b>5,078,234.91</b>

#### DIRECTION OF TRADE - SLICED VENEER

DESTINATION	VOLUME (m <sup>3</sup> )	VALUE (€)	CUMULATIVE: JAN-MAY 2021	
			VOLUME (m <sup>3</sup> )	VALUE (€)
Italy	760.183	800,396.09	2,049.923	1,946,522.57
China	59.419	119,582.51	273.011	492,756.04
Egypt	138.522	112,642.97	549.655	515,388.17
Vietnam	71.196	91,334.33	185.388	189,850.55
Morocco	158.386	83,120.66	293.002	151,740.27
India	34.291	68,982.29	187.039	358,240.40
United Arab Emirates	65.880	63,782.43	112.115	139,672.79
Germany	31.613	44,610.54	179.822	257,188.83
Spain	32.912	42,821.05	170.857	192,604.34
Lebanon	37.684	42,536.46	78.964	80,111.06
Denmark	18.043	40,251.36	108.358	225,318.08
Greece	37.960	37,203.15	70.633	77,150.51
United States of America	18.281	20,413.61	112.531	215,609.87
Belgium	-	-	0.017	16,882.36
Qatar	-	-	19.135	9,567.62
Turkey	-	-	33.625	53,557.74
Pakistan	-	-	36.687	53,636.01
Portugal	-	-	83.122	48,525.25
Latvia	-	-	33.289	30,945.43
Hong Kong	-	-	10.351	22,967.02
<b>GRAND TOTAL</b>	<b>1,464.370</b>	<b>1,567,677.44</b>	<b>4,587.525</b>	<b>5,078,234.91</b>

#### EXPORTERS PERFORMANCE - PLYWOOD (OVERLAND)

EXPORTER	VOLUME (m <sup>3</sup> )	VALUE (€)	CUMULATIVE: JAN-MAY 2021	
			VOLUME (m <sup>3</sup> )	VALUE (€)
Logs and Lumber Limited	864.760	374,767.50	3,281.026	1,329,314.98
Jussak Company Limited	690.618	260,216.99	2,184.567	809,112.99
John Bitar and Company Limited	88.109	45,544.06	616.772	306,292.98
Naumuro Forest Products Company Limited	83.350	42,500.42	250.050	126,923.83
Munro Forest Products Company Limited	83.350	42,500.42	83.350	42,500.42
Wood Pillar Limited	118.072	40,500.00	1,637.729	581,818.81
Asuo Bomosadu Timber and Sawmills Limited	92.280	29,250.00	515.580	164,640.00
Samartex Timber and Plywood Company Limited	-	-	93.471	1,433.75
Ayum Forest Products Limited	-	-	107.164	29,151.00
<b>GRAND TOTAL</b>	<b>2,020.539</b>	<b>835,279.38</b>	<b>8,769.71</b>	<b>3,391,188.75</b>

**MOVING SPECIES - PLYWOOD (OVERLAND)**

SPECIES	VOLUME (m <sup>3</sup> )	VALUE (€)	CUMULATIVE: JAN-MAY 2021	
			VOLUME (m <sup>3</sup> )	VALUE (€)
Ceiba	1,932.430	789,735.32	7,986.832	3,020,957.93
Mixed Redwood	77.691	39,368.64	475.974	237,734.10
Black Ofram	10.418	6,175.42	63.998	32,721.04
Sapele	-	-	16.074	7,525.69
Ofram	-	-	98.234	45,450.00
Makore	-	-	85.731	30,000.00
Danta	-	-	42.866	16,800.00
<b>GRAND TOTAL</b>	<b>2,020.539</b>	<b>835,279.38</b>	<b>8,769.709</b>	<b>3,391,188.75</b>

**DIRECTION OF TRADE - PLYWOOD (OVERLAND)**

DESTINATION	VOLUME (m <sup>3</sup> )	VALUE (€)	CUMULATIVE: JAN-MAY 2021	
			VOLUME (m <sup>3</sup> )	VALUE (€)
Togo	659.360	284,199.33	2,826.955	1,095,461.89
Benin	598.337	254,677.50	1,199.651	507,614.99
Niger	464.381	181,108.50	1,595.567	582,857.24
Burkina Faso	298.461	115,294.06	2,795.975	1,047,078.29
Gambia	-	-	55.368	26,076.83
Mali	-	-	296.193	132,099.50
<b>GRAND TOTAL</b>	<b>2,020.539</b>	<b>835,279.38</b>	<b>8,769.709</b>	<b>3,391,188.75</b>

**EXPORTERS PERFORMANCE - PROCESSED L/MOULDTINGS**

EXPORTER	VOLUME (m <sup>3</sup> )	VALUE (€)	CUMULATIVE: JAN-MAY 2021	
			VOLUME (m <sup>3</sup> )	VALUE (€)
Samartex Timber and Plywood Company Limited	252.084	225,896.31	1,274.967	1,078,153.86
Logs and Lumber Limited	255.227	137,167.44	2,006.277	1,162,994.73
John Bitar and Company Limited	130.534	90,219.03	567.709	449,207.80
Asuo Bomosadu Timber and Sawmills Limited	59.966	46,187.33	278.348	211,779.16
Ayum Forest Products Limited	42.288	30,447.36	84.576	60,894.72
Modern Wood Technology and Company Limited	18.534	24,706.45	98.269	102,052.58
Xylogi Company Limited	-	-	68.712	49,472.64
<b>GRAND TOTAL</b>	<b>758.633</b>	<b>554,623.91</b>	<b>4,378.858</b>	<b>3,114,555.48</b>

**MOVING SPECIES - PROCESSED L/MOULDTINGS**

SPECIES	VOLUME (m <sup>3</sup> )	VALUE (€)	CUMULATIVE: JAN-MAY 2021	
			VOLUME (m <sup>3</sup> )	VALUE (€)
Wawa	467.429	264,665.02	2,432.230	1,282,482.42
Kusia	47.757	50,914.73	83.351	77,715.49
Sapele	35.159	41,487.62	160.489	184,171.51
Denya	51.927	41,122.25	260.095	209,262.30
Edinam	35.038	36,789.90	145.773	141,946.62
Niangon	32.864	36,150.40	100.263	115,125.90
Hotrohoto / Fotie	18.534	24,706.45	241.264	219,649.76
Dahoma	23.031	16,121.70	118.788	82,898.70
Kako / Ekki	16.824	14,344.24	16.824	14,344.24
Mixed Whitewood	19.186	13,870.73	19.186	13,870.73

Ofram	5.232	6,801.60	5.520	7,003.20
Odum	3.456	4,838.40	52.206	59,998.75
Black Ofram	2.196	2,810.88	10.044	12,856.32
Essa	-	-	48.165	79,115.65
Ceiba	-	-	151.175	93,001.16
Otie	-	-	3.938	2,756.60
Mixed Redwood	-	-	125.362	99,414.01
Mahogany	-	-	64.746	63,922.71
Papao/ Apa	-	-	25.312	35,606.23
Makore	-	-	109.920	119,699.15
Ananta	-	-	19.302	15,441.60
Guarea	-	-	78.861	87,540.18
Danta	-	-	31.519	23,639.25
Potrodum	-	-	56.150	55,085.50
Ayan / B'Dua	-	-	18.375	18,007.50
<b>GRAND TOTAL</b>	<b>758.633</b>	<b>554,623.91</b>	<b>4,378.858</b>	<b>3,114,555.48</b>

#### DIRECTION OF TRADE - PROCESSED L/MOULTINGS

DESTINATION	VOLUME (m <sup>3</sup> )	VALUE (€)	CUMULATIVE: JAN-MAY 2021	
			VOLUME (m <sup>3</sup> )	VALUE (€)
Germany	332.923	209,245.03	1,838.036	1,035,064.88
United Kingdom	85.066	66,098.27	312.589	295,503.31
Belgium	63.422	64,410.92	534.321	493,236.27
Denmark	70.363	39,150.37	380.251	174,045.21
France	35.038	36,789.90	477.937	467,210.07
Italy	50.070	36,541.65	76.465	54,008.94
Greece	32.864	36,150.40	160.227	173,262.60
Netherlands	31.689	35,650.13	47.615	46,957.59
Croatia	51.546	22,937.97	259.605	115,557.08
Finland	5.652	7,649.28	15.180	19,845.12
Spain	-	-	47.358	53,211.55
United States of America	-	-	46.447	44,124.65
Israel	-	-	42.727	27,394.90
South Africa	-	-	11.416	5,251.36
Bulgaria	-	-	46.690	39,398.60
Russia	-	-	81.994	70,483.36
<b>GRAND TOTAL</b>	<b>758.633</b>	<b>554,623.91</b>	<b>4,378.858</b>	<b>3,114,555.48</b>

**EXPORTERS PERFORMANCE - ROTARY VENEER**

EXPORTER	VOLUME (m <sup>3</sup> )	VALUE (€)	CUMULATIVE: JAN-MAY 2021	
			VOLUME (m <sup>3</sup> )	VALUE (€)
Samartex Timber and Plywood Company Limited	389.579	267,951.11	1,431.789	941,497.99
John Bitar and Company Limited	378.744	151,966.97	1,593.234	647,477.35
<b>GRAND TOTAL</b>	<b>768.323</b>	<b>419,918.09</b>	<b>3,025.023</b>	<b>1,588,975.34</b>

**MOVING SPECIES - ROTARY VENEER**

SPECIES	VOLUME (m <sup>3</sup> )	VALUE (€)	CUMULATIVE: JAN-MAY 2021	
			VOLUME (m <sup>3</sup> )	VALUE (€)
Essa	445.680	296,566.11	1,663.696	1,054,370.67
Ceiba	283.845	101,035.80	1,110.002	380,236.74
Wawabima	32.507	19,736.87	122.525	77,485.58
Otie	6.291	2,579.31	108.562	65,549.07
Ohaa	-	-	20.238	11,333.28
<b>GRAND TOTAL</b>	<b>768.323</b>	<b>419,918.09</b>	<b>3,025.023</b>	<b>1,588,975.34</b>

**DIRECTION OF TRADE - ROTARY VENEER**

DESTINATION	VOLUME (m <sup>3</sup> )	VALUE (€)	CUMULATIVE: JAN-MAY 2021	
			VOLUME (m <sup>3</sup> )	VALUE (€)
Canada	208.292	154,701.55	595.120	433,597.33
United States of America	237.388	141,864.56	1,148.586	670,831.72
Spain	169.726	56,732.71	637.060	202,078.31
Egypt	70.611	37,319.57	160.629	95,068.28
Italy	41.890	17,174.90	122.217	50,511.19
Belgium	40.416	12,124.80	122.024	37,015.20
Denmark	-	-	93.903	44,980.89
Morocco	-	-	100.744	35,485.08
Qatar	-	-	44.740	19,407.34
<b>GRAND TOTAL</b>	<b>768.323</b>	<b>419,918.09</b>	<b>3,025.023</b>	<b>1,588,975.34</b>

**EXPORTERS PERFORMANCE - PLYWOOD**

EXPORTER	VOLUME (m <sup>3</sup> )	VALUE (€)	CUMULATIVE: JAN-MAY 2021	
			VOLUME (m <sup>3</sup> )	VALUE (€)
Techno Timber Company Limited	500.833	162,114.38	500.833	162,114.38
Samartex Timber and Plywood Company Limited	152.054	75,766.32	673.666	337,537.14
<b>GRAND TOTAL</b>	<b>652.887</b>	<b>237,880.70</b>	<b>1,174.499</b>	<b>499,651.51</b>

**MOVING SPECIES - PLYWOOD**

SPECIES	VOLUME (m <sup>3</sup> )	VALUE (€)	CUMULATIVE: JAN-MAY 2021	
			VOLUME (m <sup>3</sup> )	VALUE (€)
Ceiba	309.950	121,595.13	456.323	184,535.52
Otie	124.747	40,542.78	124.747	40,542.78
Walnut / Lova	92.968	32,724.74	468.207	231,555.16
Mixed Redwood	85.063	29,261.67	85.063	29,261.67
Mixed Whitewood	29.205	9,462.42	29.205	9,462.42
Black Ofram	10.954	4,293.97	10.954	4,293.97
<b>GRAND TOTAL</b>	<b>652.887</b>	<b>237,880.70</b>	<b>1,174.499</b>	<b>499,651.51</b>

**DIRECTION OF TRADE - PLYWOOD**

DESTINATION	VOLUME (m <sup>3</sup> )	VALUE (€)	CUMULATIVE: JAN-MAY 2021	
			VOLUME (m <sup>3</sup> )	VALUE (€)
Senegal	500.833	162,114.38	876.072	360,944.80
Greece	152.054	75,766.32	298.427	138,706.71
<b>GRAND TOTAL</b>	<b>652.887</b>	<b>237,880.70</b>	<b>876.072</b>	<b>360,944.80</b>

**EXPORTERS PERFORMANCE - SLICED VENEER (OVERLAND)**

EXPORTER	VOLUME (m <sup>3</sup> )	VALUE (€)	CUMULATIVE: JAN-MAY 2021	
			VOLUME (m <sup>3</sup> )	VALUE (€)
Logs and Lumber Limited	44.099	33,017.87	44.099	33,017.87
<b>GRAND TOTAL</b>	<b>44.099</b>	<b>33,017.87</b>	<b>44.099</b>	<b>33,017.87</b>

**MOVING SPECIES - SLICED VENEER (OVERLAND)**

SPECIES	VOLUME (m <sup>3</sup> )	VALUE (€)	CUMULATIVE: JAN-MAY 2021	
			VOLUME (m <sup>3</sup> )	VALUE (€)
Sapele	19.692	16,245.07	19.692	16,245.07
Makore	12.170	8,532.49	12.170	8,532.49
Edinam	7.200	5,400.36	7.200	5,400.36
Yaya	2.411	1,527.06	2.411	1,527.06
Asanfina	2.626	1,312.88	2.626	1,312.88
<b>GRAND TOTAL</b>	<b>44.099</b>	<b>33,017.87</b>	<b>44.099</b>	<b>33,017.87</b>

**DIRECTION OF TRADE - SLICED VENEER (OVERLAND)**

DESTINATION	VOLUME (m <sup>3</sup> )	VALUE (€)	CUMULATIVE: JAN-MAY 2021	
			VOLUME (m <sup>3</sup> )	VALUE (€)
Cote D'Ivoire	36.899	27,617.51	36.899	27,617.51
Burkina Faso	7.200	5,400.36	7.200	5,400.36
<b>GRAND TOTAL</b>	<b>44.099</b>	<b>33,017.87</b>	<b>36.899</b>	<b>27,617.51</b>

**EXPORTERS PERFORMANCE - BOULES (KILN DRIED)**

EXPORTER	VOLUME (m <sup>3</sup> )	VALUE (€)	CUMULATIVE: JAN-MAY 2021	
			VOLUME (m <sup>3</sup> )	VALUE (€)
Samartex Timber and Plywood Company Limited	33.952	23,426.88	33.952	23,426.88
<b>GRAND TOTAL</b>	<b>33.952</b>	<b>23,426.88</b>	<b>33.952</b>	<b>23,426.88</b>

**MOVING SPECIES - BOULES (KILN DRIED)**

SPECIES	VOLUME (m <sup>3</sup> )	VALUE (€)	CUMULATIVE: JAN-MAY 2021	
			VOLUME (m <sup>3</sup> )	VALUE (€)
Niangon	33.952	23,426.88	33.952	23,426.88
<b>GRAND TOTAL</b>	<b>33.952</b>	<b>23,426.88</b>	<b>33.952</b>	<b>23,426.88</b>

**DIRECTION OF TRADE - BOULES (KILN DRIED)**

DESTINATION	VOLUME (m <sup>3</sup> )	VALUE (€)	CUMULATIVE: JAN-MAY 2021	
			VOLUME (m <sup>3</sup> )	VALUE (€)
Greece	33.952	23,426.88	33.952	23,426.88
<b>GRAND TOTAL</b>	<b>33.952</b>	<b>23,426.88</b>	<b>33.952</b>	<b>23,426.88</b>

**EXPORTERS PERFORMANCE - BRIQUETTES**

EXPORTER	VOLUME (m <sup>3</sup> )	VALUE (€)	CUMULATIVE: JAN-MAY 2021	
			VOLUME (m <sup>3</sup> )	VALUE (€)
Sustainable Biomass Solution Ghana Limited	35.549	7,398.24	159.183	33,128.21
<b>GRAND TOTAL</b>	<b>35.549</b>	<b>7,398.24</b>	<b>159.183</b>	<b>33,128.21</b>

**MOVING SPECIES - BRIQUETTES**

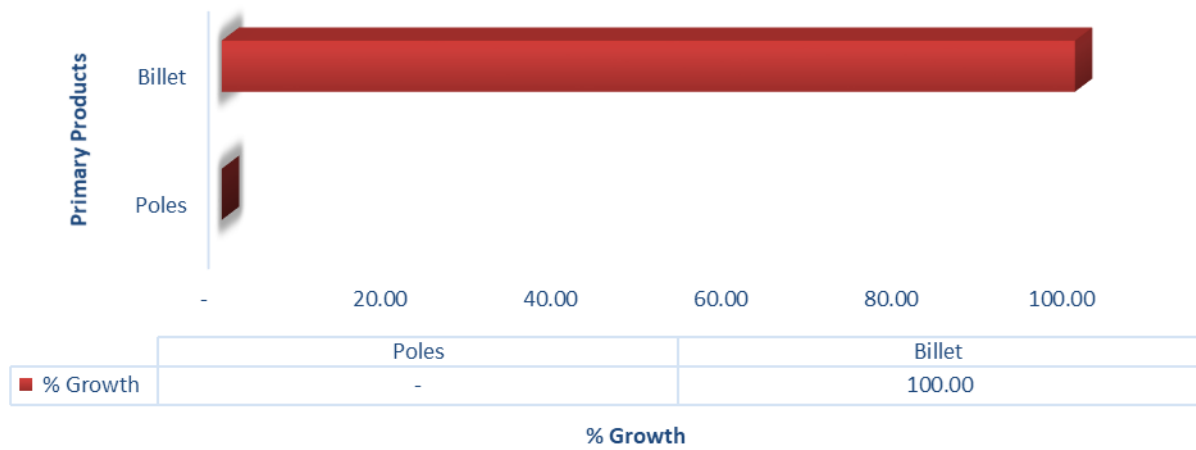
SPECIES	VOLUME (m <sup>3</sup> )	VALUE (€)	CUMULATIVE: JAN-MAY 2021	
			VOLUME (m <sup>3</sup> )	VALUE (€)
Wawa	35.549	7,398.24	159.183	33,128.21
<b>GRAND TOTAL</b>	<b>35.549</b>	<b>7,398.24</b>	<b>159.183</b>	<b>33,128.21</b>

**DIRECTION OF TRADE - BRIQUETTES**

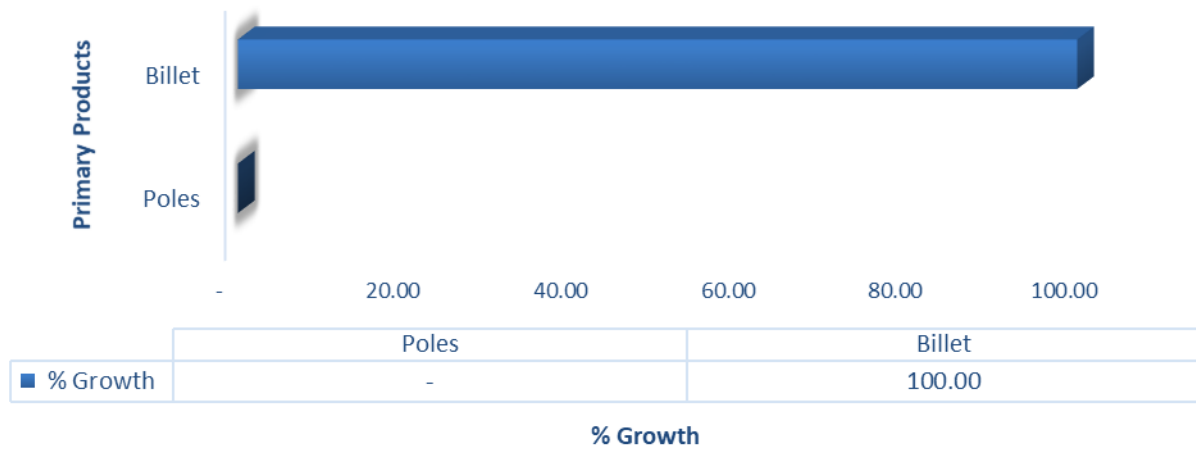
DESTINATION	VOLUME (m <sup>3</sup> )	VALUE (€)	CUMULATIVE: JAN-MAY 2021	
			VOLUME (m <sup>3</sup> )	VALUE (€)
United Kingdom	35.549	7,398.24	159.183	33,128.21
<b>GRAND TOTAL</b>	<b>35.549</b>	<b>7,398.24</b>	<b>159.183</b>	<b>33,128.21</b>

# APPENDIX A

## Cumulative Volumes (m<sup>3</sup>) for Primary Wood Products - Jan-May 2021



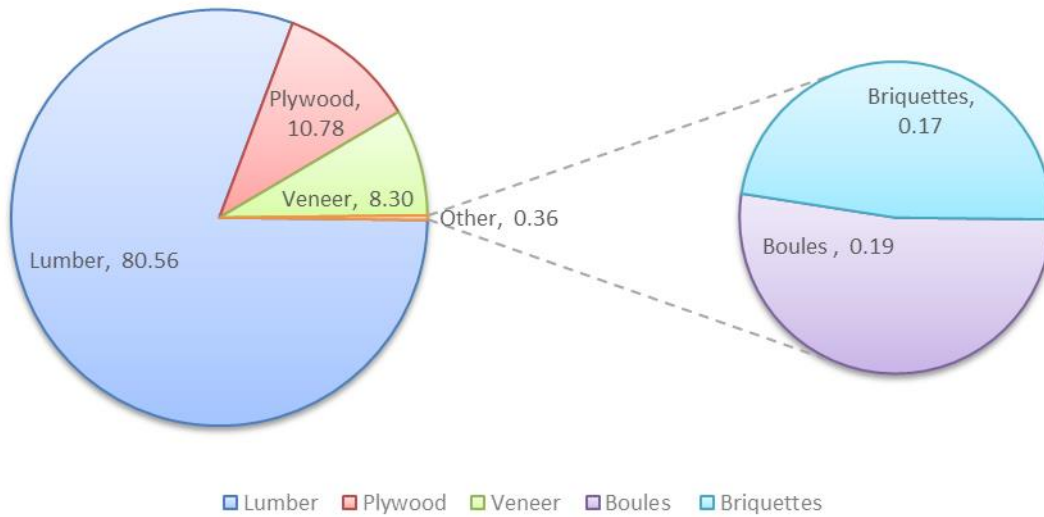
## Cumulative Values (€) for Primary Wood Products - Jan-May 2021



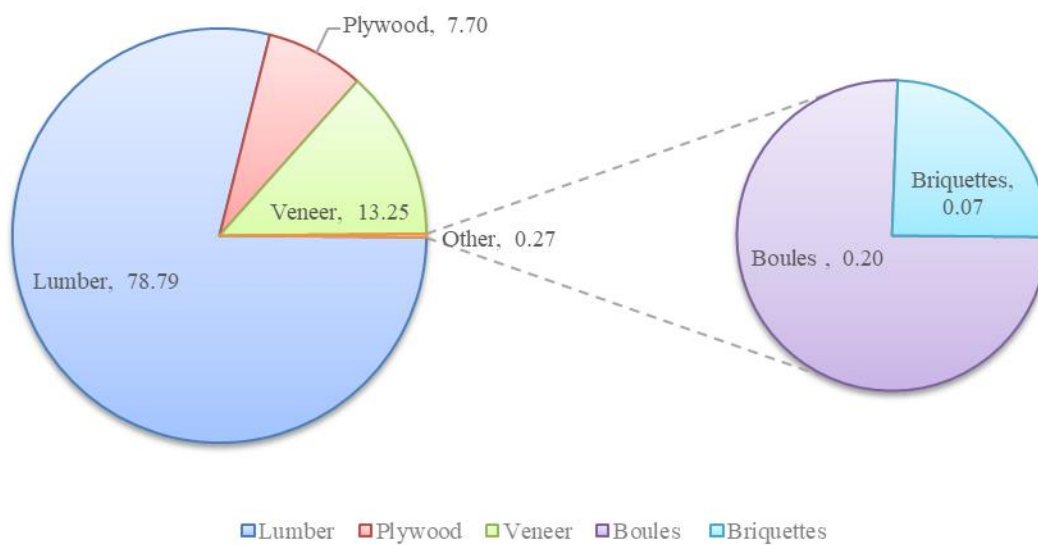


## APPENDIX B

Secondary Wood Products - Volumes(m<sup>3</sup>)




Secondary Wood Products - Value (€)

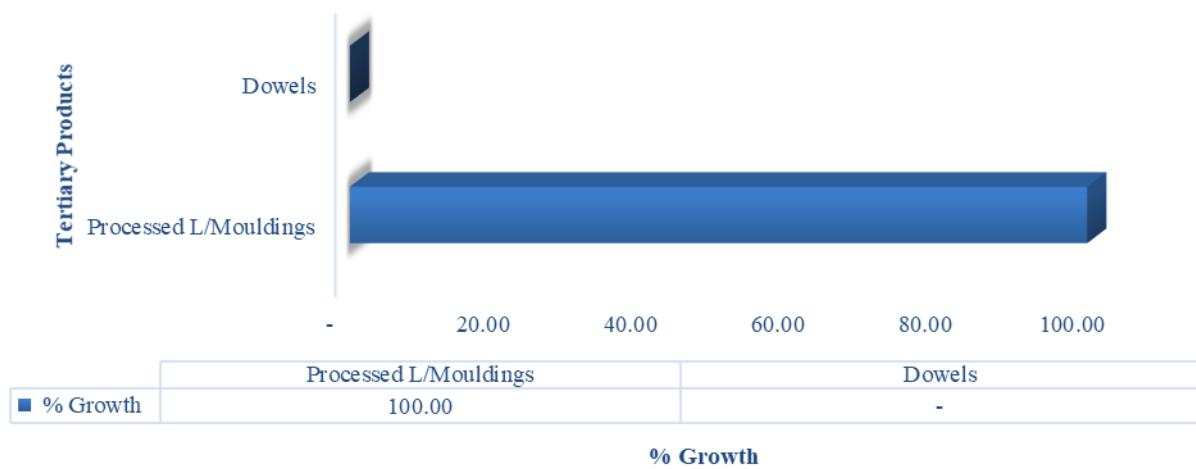


## APPENDIX C

### Cumulative Volumes (m<sup>3</sup>) for Tertiary Wood Products - Jan-May 2021

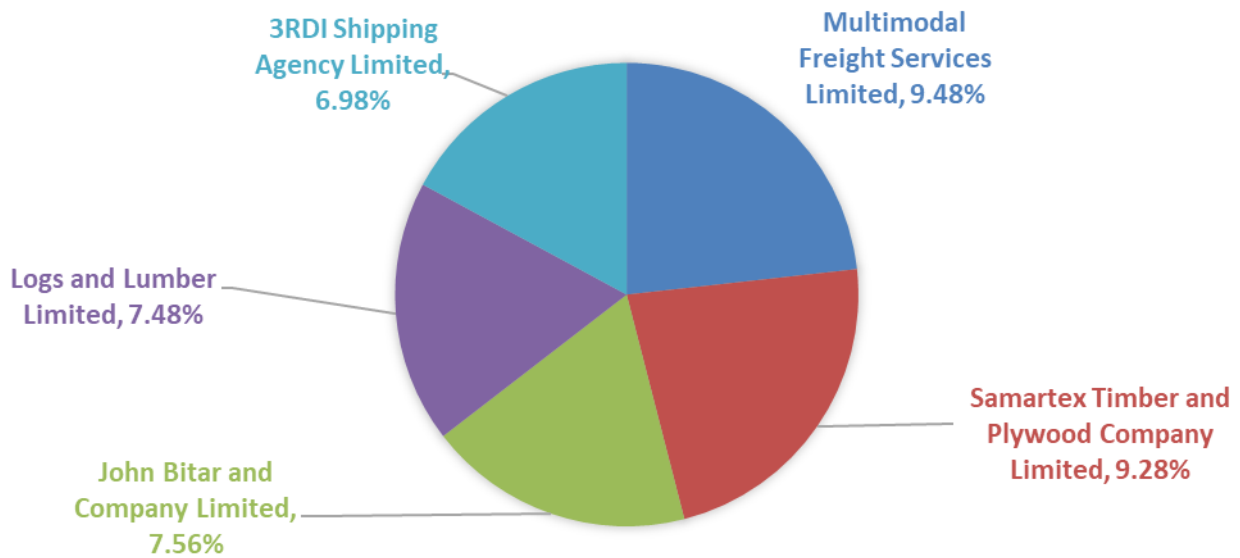


### Cumulative Values (€) for Tertiary Wood Products - Jan-May 2021

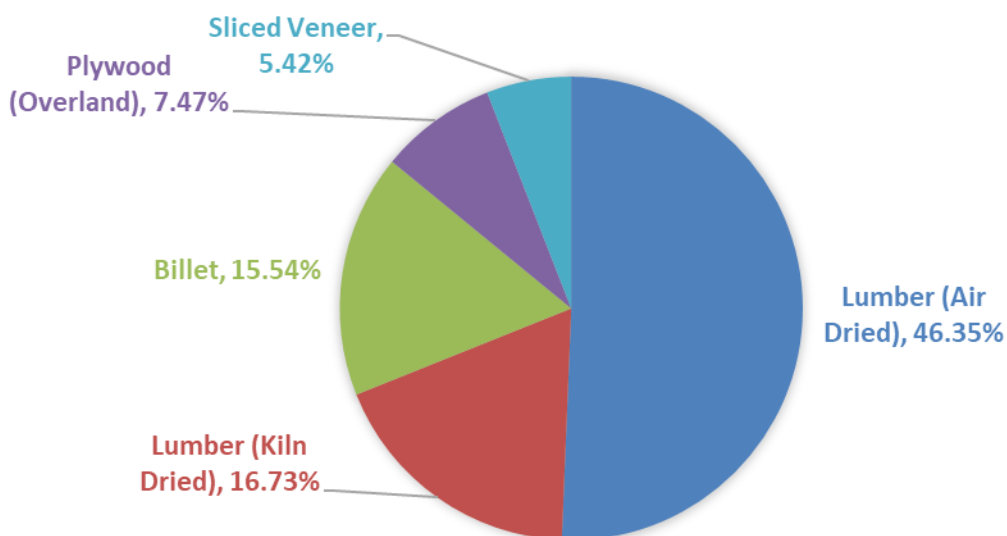


## APPENDIX D

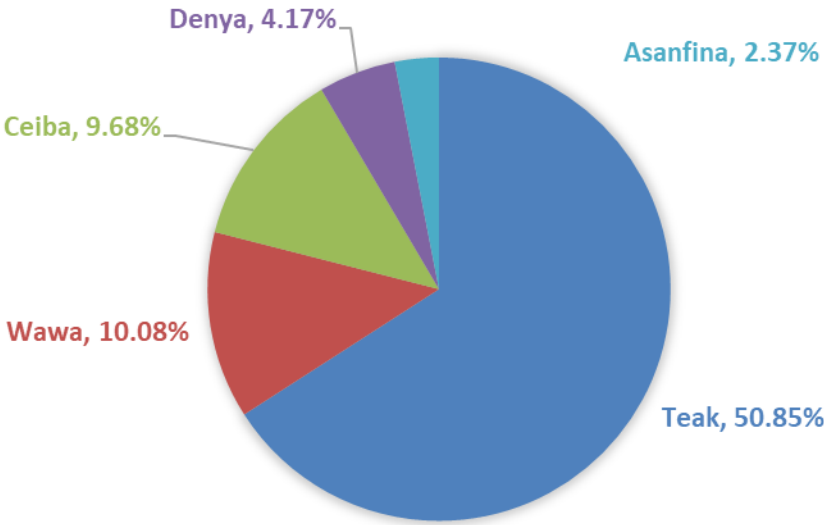
### TOP 5 EXPORTERS FOR MAY 2021



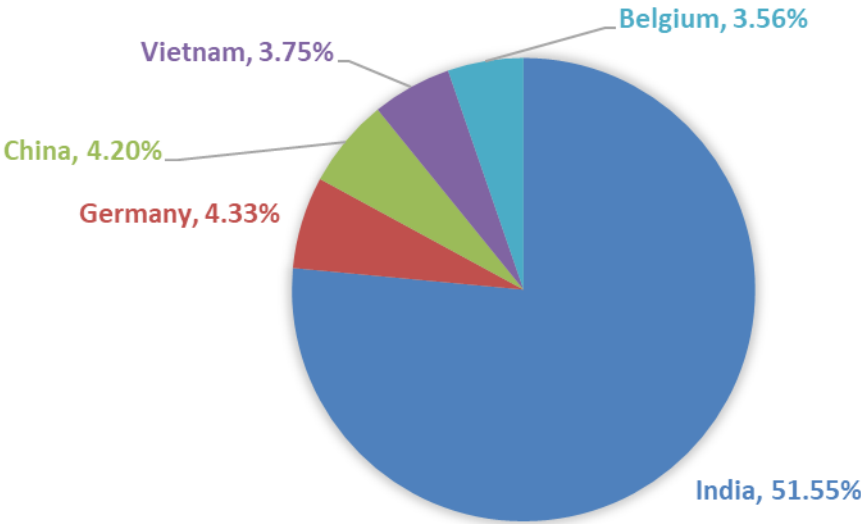
### TOP 5 PRODUCTS FOR MAY 2021



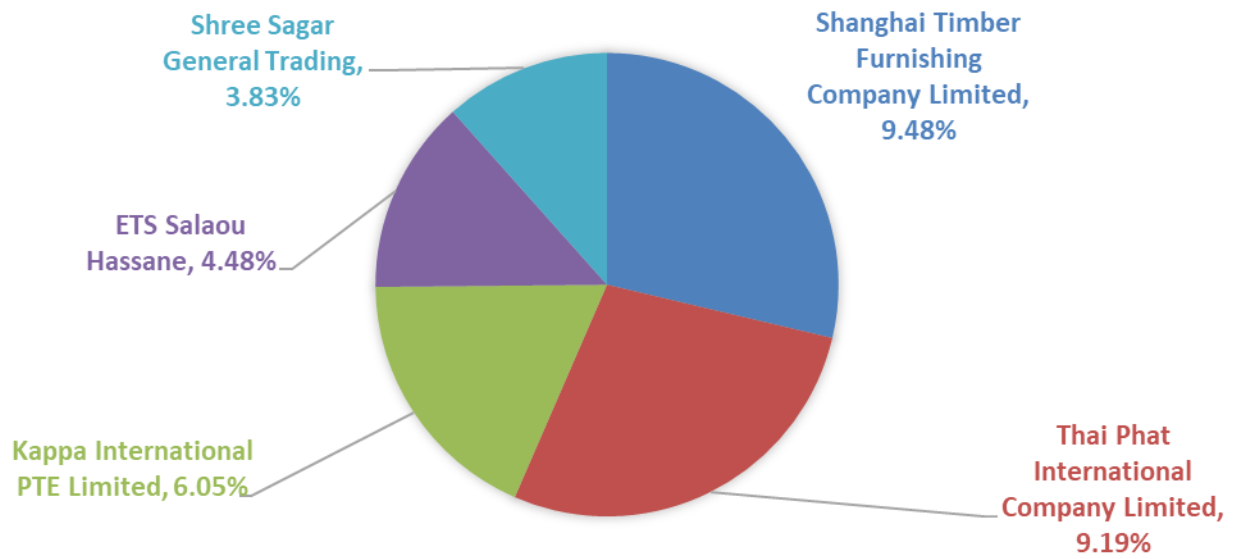
### TOP 5 SPECIES FOR MAY 2021



### TOP 5 DESTINATIONS FOR MAY 2021



## TOP 5 BUYERS FOR MAY 2021



# GHANA FORESTRY COMMISSION

V  
I  
S  
I  
O  
N

“TO LEAVE FUTURE  
GENERATIONS AND ITS  
COMMUNITIES WITH RICHER,  
BETTER, MORE VALUABLE  
FORESTRY AND WILDLIFE  
ENDOWMENTS THAN WE  
INHERITED.”

M  
I  
S  
S  
I  
O  
N

“TO SUSTAINABLY  
DEVELOP AND MANAGE  
GHANA’S FORESTRY  
AND WILDLIFE  
RESOURCES.”