



REPORT ON EXPORT OF TIMBER AND WOOD PRODUCTS FEBRUARY, 2020

Table of Contents: Timber and Wood Products Export

REPORT ON EXPORT OF TIMBER AND WOOD PRODUCTS, FEBRUARY 2020	3
SUMMARY OF WOOD PRODUCTS EXPORT	3
MARKET MIX FOR FEBRUARY 2020	4
TOP FIVE (5) CATEGORIES FOR THE MONTH OF FEBRUARY 2020 [SEE APPENDIX D].....	7
TIMBER AND WOOD PRODUCTS ANALYTICS	8
SUMMARY REPORT ON EXPORT PRODUCTS FEBRUARY, 2020.....	8
LEADING EXPORTERS OF WOOD PRODUCTS FOR FEBRUARY 2020	8
LEADING EXPORTERS OF TOP FIVE (5) PRODUCTS BY SPECIES FEBRUARY 2020	9
LEADING BUYERS OF TOP FIVE (5) PRODUCTS BY SPECIES FEBRUARY 2020	10
MAJOR MARKETS OF GHANA’S WOOD PRODUCTS EXPORTS: JAN-FEB 2019/ 2020: VOLUME.....	11
EXPORT OF TIMBER AND WOOD PRODUCTS TO ECOWAS COUNTRIES: JAN-FEB 2019/ 2020.....	12
COMPARATIVE EXPORT STATISTICS FOR TIMBER AND WOOD PRODUCTS: JAN-FEB 2019 / 2020.....	12
TIMBER AND WOOD PRODUCTS CLASSIFICATION.....	13
EXPORT PERFORMANCE FOR TIMBER AND WOOD PRODUCTS	14
APPENDIX A	23
APPENDIX B	24
APPENDIX C	25
APPENDIX D	26



REPORT ON EXPORT OF TIMBER AND WOOD PRODUCTS, FEBRUARY 2020

SUMMARY OF WOOD PRODUCTS EXPORT

The export of Ghana's timber and wood products in the month of February, 2020 amounted to **€8,471,774.90** in value from the exported volume of **17,190.211m³** which represent decreases of **46.55%** in value and of **41.44%** in volume respectively as compared to an amount of **€15,849,898.94** gained from the exported volume of **29,356.332m³** documented in February, 2019. Sixty-Nine (69) Exporters (with the topmost five [5] being John Bitar and Company Limited, Logs and Lumber Limited, Peacock Company Limited, Fortune Exim Ghana Limited and Samartex Timber and Plywood Company Limited with respect to exported volumes) were involved in the export of Eight (8) different wood products (with the best five [5] being Lumber (Air Dried), Lumber (Kiln Dried), Billet, Plywood (Overland) and Rotary Veneer with respect to manufactured volumes) in Forty-One (41) Species (with the first [5] being Teak, Wawa, Ceiba, Gmelina and Mahogany with regards to volumes felled) to Thirty-Eight (38) different countries (with the top [5] favourite destination being India, China, United States of America, Germany and Niger in terms of shipping volumes) sold to Ninety-Six (96) diverse Buyers (with the top five [5] being Shree Sagar General Trading, Fortune Exim, Atul Timber Company, ETS Salaou Hassane and Total Wood Sal Mkalles with regards to volumes purchased).

Cumulatively, Ghana secured **€17,639,158.70** from the export of **35,508.344m³** in January-February 2020. Comparatively, in the previous year for the same period under review **€28,039,366.02** was obtained from the export of **53,171.572m³** representing decreases of **37.09%** in value and **33.22%** in volume respectively.

Consequently, the overall Average Unit Price increased from **€527/m³** in January-February 2019 to **€497/m³** in January-February 2020, representing a deficit of **5.80%**.

Primary Products (Billets) accrued **€960,222.64 (5.44%)** from **2,640.927m³ (7.44%)** of the total export of wood products from January-February 2020. The figures indicate decreases of **44.45%** in volume and **45.14%** in value respectively compared to the timber export figures from January-February 2019 of **4,753.949m³ (8.94%)** valued at **€1,750,336.95 (6.24%)**. [See Appendix A].

Secondary Wood Products comprising of Lumber, Plywood, Veneer, Kindling, Boules formed the bulk of the country's wood export which generated **€15,537,293.12 (88.08%)** from a volume of **31,345.817m³ (88.28%)** from January-February 2020. The figures indicate decreases of **39.28%** in value and **33.84%** in volume compared to the contribution of **€25,589,480.62 (91.26%)** and **47,376.861m³ (89.10%)**, respectively from January-February 2019. [See Appendix B].

Tertiary Wood Products (Processed L/Mouldings, Dowels and Doors) contributed **€1,141,642.94 (6.47%)** from a volume of **1,521.600m³ (4.92%)** to the total wood products export from January-February 2020. Moreover, the figures indicate increases of **46.20%** in volume and **63.20%** in value compared to the contribution of **1,040.762m³ (1.96%)** and **€699,548.45 (2.49%)** from January-February 2019. [See Appendix C].

On the direction of Trade, Asian/Far East countries (favourite destinations) imported **22,909.420m³ (64.52%)** valued at **€10.36million (58.75%)** during the period of February, 2020; as the major destinations (in terms of value) for Ghana's wood products were India, China. Exports of timber products to these regions were Lumber (Air Dried), Billet, Lumber (Kiln Dried), Rotary Veneer and Sliced Veneer in Teak, Denya, Papao/ Apa, Wawa, Senya, Gmelina, Koto / Kyere, Potrodum, Edinam, Cedrela.

European imports accounted for **€3.52million (19.97%)** from a volume of **5,767.410m³ (16.24%)** to be the second major destination (in terms of value) for Ghana's wood products export during the month of February, 2020. Exports to Europe were Lumber (Kiln Dried), Processed L/ Mouldings, Sliced Veneer, Rotary Veneer, Lumber (Air Dried) and Billet in Wawa, Asanfina, Ceiba, Koto / Kyere, Niangon, Sapele, Denya, Odum, Makore, Hotrohotro / Fotie.

Wood product exports to **Africa** included Plywood (Overland), Lumber (Kiln Dried), Sliced Veneer, Rotary Veneer, Lumber (Air Dried), Processed L/ Mouldings and Sliced Veneer (Overland) yielded **€1.71million (9.70%)** from an exported volume of **4,247.656m³ (11.96%)**. Major destinations included Egypt, South Africa, Mauritius and Morocco; with the ECOWAS sub-region market having the largest share of 2,837.409m³ (66.80%) valued at €0.97million (56.70%) of the total African wood products exported from Ghana during the period of February, 2020. Wood products consisted mainly Plywood (Overland), Lumber (Air Dried) and Sliced Veneer (Overland). Niger (Plywood in Ceiba), Burkina Faso (Plywood in Ceiba, Mixed Redwood, Sapele and Black Ofram and Sliced Veneer in Edinam and Black Ofram), Togo (Plywood in Ceiba), Benin (Plywood in Ceiba), Cape Verde (Lumber (Air Dried) in Mixed Redwood) and Gambia (Plywood in Ceiba) were the main ECOWAS markets during the period under review.

American imports accounted for **€1.56million (8.85%)** from the volume of **1,785.941m³ (5.03%)** making it the fourth topmost destination (in terms of value) for Ghana's wood products export in February, 2020. Exports to America were mainly Lumber (Kiln Dried), Sliced Veneer and Rotary Veneer in Mahogany, Cedrela, Essa, Sapele, Otie, Ogea, Black Hyedua, Bombax, Black Ofram, Edinam.

MARKET MIX FOR FEBRUARY 2020

Species	Product	Destination	Exporter	Buyer
Teak	Lumber (Air Dried)	India	Peacock Company Limited	Shree Sagar General Trading
			Fortune Exim Ghana Limited	Fortune Exim
			Geavag Company Limited	Atul Timber Company
			Regent Industries Ghana Limited	Shree Sagar General Trading
			Nasorp Merchantile Company Limited	AIM Traders PTE Limited
			Duakron Ghana Limited	Bansal Lumbers PVT Limited
			PM Overseas Ghana Limited	Patiala Timber Stores
			Panchtatva Associates Limited	DMJ Impex PVT Limited
			K Lorvert Company Limited	Shree Sagar General Trading
			Vickymart Plus Company Limited	Agarwalla Teak International PVT Limited
			Royal Afro Asia Limited	V K Timber Stores
			Beghap Company Limited	Atul Timber Company
			Nirvana Ventures Limited	Lila Commodities
			Indiana Woods Limited	House of Tradings
			Willyjoy Enterprise Limited	Blue Global
			Rock Age Impex Limited	New Dandeli Ventures
			Gran Pa Shipping and Company Limited	L V Enterprise
			Geetanjali Trading Company Limited	Shree Ram Trading Company
			Juben Empire Ghana Limited	V K Timber Stores
			Egyir Company Limited	ASR Overseas
	Nach Company Limited	Abhishek Impex		
	Anish AG International Limited	S S Timbers		
	Mere Plantations Limited	Shri Madhav Global PTE Limited		
	Star K Import and Export Limited	Amirtha Universals		
	Jonada Global Company Limited	Success Company Limited		
Billet	India	Rock Age Impex Limited	New Dandeli Ventures	
		Zenith Impex Ghana Limited	K A Agro Farm PVT Limited	
		Richtuah Company Limited	Abhishek Impex	
		Speed Bee Timber Company Limited	Surya Export and Import	
		Banyan Trade Africa Limited	Buddha Resorts PVT Limited	

			G V Export and Import Trading Limited	Sri Kana Ganachi Amman Traders	
			Fortune Exim Ghana Limited	Fortune Exim	
			Smith Timber Export Limited	Sunlight Timber Industries PVT Limited	
			PM Overseas Ghana Limited	Patiala Timber Stores	
			Nasorp Merchantile Company Limited	AIM Traders PTE Limited	
			Peacock Company Limited	Shree Sagar General Trading	
		Saudi Arabia	Beloved Knowledge Links Limited	South Asia Timber Resources PTE Limited	
			Pacific Wood Products Ghana Limited	South Asia Timber Resources PTE Limited	
		Germany	Waga Investment Company Limited	African Logs	
		Wawa	Lumber (Kiln Dried)	China	John Bitar and Company Limited
Logs and Lumber Limited	Shanghai Yulai Woods Products Company Limited				
South Africa	John Bitar and Company Limited			RJC Agencies Limited	
	Adras Company Limited			Treemex Holz Import and Export GMBH	
	Logs Court Limited			Treemex Holz Import and Export GMBH	
				J and K Timbers Limited	
	Logs and Lumber Limited			J and K Timbers Limited	
	Asuo Bomosadu Timber and Sawmill Limited			J and K Timbers Limited	
Germany	Sunstex Company Limited			Sudeck and Company GMBH	
	Specialized Timber Products Limited			Fritz Offermann GMBH	
	John Bitar and Company Limited			Vöhringer GMBH and Company	
	Tony Toffey Construction and Wood Processing			Protimber Holz Import and Export	
Netherlands	Specialized Timber Products Limited			Wijma GMBH and Company	
Qatar	John Bitar and Company Limited			Trelco Building Materials Company	
United Kingdom	Adras Company Limited			Chorley Timber Limited	
	Logs and Lumber Limited			RJC Agencies Limited	
Ireland	John Bitar and Company Limited			Finewood Marketing	
United Arab Emirates	Slyvent Company Limited			Consolidated Veneer and Timber Company Limited	
Finland	Sunstex Company Limited			Marronwood	
Saudi Arabia	Adras Company Limited			Timber Team International	
Poland	Specialized Timber Products Limited			Kora Michal	
Belgium	Logs and Lumber Limited			Stocksman Wood Products	
France	Logs and Lumber Limited			Sarl Rochette Stephane	
Processed L/ Mouldings	Croatia			John Bitar and Company Limited	Injac D O O Batutuva
				Logs and Lumber Limited	Injac D O O Batutuva
	Germany			John Bitar and Company Limited	Merten Wood Products GMBH
				Logs and Lumber Limited	Transglobal GMBH
				Asuo Bomosadu Timber and Sawmill Limited	Sudeck and Company GMBH

		Belgium	Logs and Lumber Limited	International Timber Trading
				Stocksman Wood Products
			John Bitar and Company Limited	Stocksman Wood Products
		Denmark	Logs and Lumber Limited	International Timber Trading
		South Africa	Logs and Lumber Limited	J and K Timbers Limited
		United Kingdom	John Bitar and Company Limited	Wijma GMBH and Company
Ceiba	Plywood (Overland)	Niger	Logs and Lumber Limited	ETS Salaou Hassane
			Jussak Company Limited	ETS Salaou Hassane
			Wood Pillar Limited	ETS Salaou Hassane
		Burkina Faso	Wood Pillar Limited	Nana Commerce
				Ilak Commerce
		Benin	Jussak Company Limited	ETS Salaou Hassane
				ETS Adrico Import and Export
				ETS Fajak Intercontinental Sarl
	Togo	Jussak Company Limited	ETS Mensah Dope	
	Gambia	Jussak Company Limited	MDF Store Jimpex	
	Rotary Veneer	Spain	John Bitar and Company Limited	Total Wood Sal Mkalles
			Jussak Company Limited	Total Wood Sal Mkalles
		Morocco	John Bitar and Company Limited	Total Wood Sal Mkalles
	Sliced Veneer	Egypt	Samartex Timber and Plywood Company Limited	Superior Timber and Deckings Limited
				Sobh Barbour Company Limited
		Morocco	Logs and Lumber Limited	F W Barth and Company
			Samartex Timber and Plywood Company Limited	F W Barth and Company
	Italy	Mondial Veneer Ghana Limited	Mondial Tranciati Srl	
	Processed L/ Mouldings	Germany	Asuo Bomosadu Timber and Sawmill Limited	Sudeck and Company GMBH
			Xylogi Company Limited	Van Hout International B V
	Lumber (Kiln Dried)	Germany	Western Hardwood Limited	Protimber Holz Import and Export
United Kingdom		Logs and Lumber Limited	RJC Agencies Limited	
Mahogany	Lumber (Kiln Dried)	United States of America	Logs and Lumber Limited	Buddah Resorts PVT Limited
			Adras Company Limited	Buddah Resorts PVT Limited
			Swiss Lumber Company Limited	Buddah Resorts PVT Limited
	Dominican Republic	Samartex Timber and Plywood Company Limited	Robinson Lumber Company Limited	
	Sliced Veneer	United States of America	Logs and Lumber Limited	Veneer Technologies
			John Bitar and Company Limited	Soboplac USA Corperation
		United Arab Emirates	John Bitar and Company Limited	A K Veneer and Timber
	Processed L/ Mouldings	France	Samartex Timber and Plywood Company Limited	Sylvaco Groupe Malvaux
Belgium		Logs and Lumber Limited	Stocksman Wood Products	
Gmelina	Billet	India	PVN International Limited	SSBC International
			GCKB Company Limited	Patiala Timber Stores
		China	Africa Timber Resources Limited	South Asia Timber Resources PTE Limited
	Rotary Veneer	China	Miro Forestry Ghana Limited	International Forestry Products

TOP FIVE (5) CATEGORIES FOR THE MONTH OF FEBRUARY 2020 [SEE APPENDIX D]

EXPORTER	Volume (m³)	% Share in Volume (m³) for February 2020
John Bitar and Company Limited	2,137.795	12.44%
Logs and Lumber Limited	1,652.620	9.61%
Peacock Company Limited	1,199.961	6.98%
Fortune Exim Ghana Limited	1,187.553	6.91%
Samartex Timber and Plywood Company Limited	1,067.625	6.21%

PRODUCT	Volume (m³)	% Share in Volume (m³) for February 2020
Lumber (Air Dried)	8,263.412	48.07%
Lumber (Kiln Dried)	3,297.824	19.18%
Billet	1,417.773	8.25%
Plywood (Overland)	1,392.536	8.10%
Rotary Veneer	1,077.935	6.27%

SPECIES	Volume (m³)	% Share in Volume (m³) for February 2020
Teak	8,506.258	49.48%
Wawa	2,163.983	12.59%
Ceiba	2,045.239	11.90%
Gmelina	431.346	2.51%
Mahogany	397.341	2.31%

DESTINATION	Volume (m³)	% Share in Volume (m³) for February 2020
India	8,631.957	50.21%
China	975.888	5.68%
United States of America	772.738	4.50%
Germany	715.174	4.16%
Niger	604.587	3.52%

BUYER	Volume (m³)	% Share in Volume (m³) for February 2020
Shree Sagar General Trading	2,065.272	12.01%
Fortune Exim	1,205.653	7.01%
Atul Timber Company	775.321	4.51%
ETS Salaou Hassane	676.030	3.93%
Total Wood Sal Mkalles	662.181	3.85%

TIMBER AND WOOD PRODUCTS ANALYTICS

SUMMARY REPORT ON EXPORT PRODUCTS FEBRUARY, 2020

PRODUCT	VOLUME (m ³)	VALUE (€)	CUMULATIVE: JAN-FEB 2020	
			VOLUME (m ³)	VALUE (€)
Lumber (Air Dried)	8,263.412	3,765,854.88	19,396.032	8,982,147.19
Lumber (Kiln Dried)	3,297.824	1,968,648.65	5,915.574	3,537,155.03
Sliced Veneer	805.662	710,119.61	1,431.538	1,377,154.35
Processed L/ Mouldings	929.531	694,273.66	1,521.600	1,141,642.94
Billet	1,417.773	499,140.67	2,640.927	960,222.64
Plywood (Overland)	1,392.536	450,698.81	2,683.913	901,728.48
Rotary Veneer	1,077.935	378,674.94	1,811.318	673,861.20
Sliced Veneer (Overland)	5.538	4,363.69	5.538	4,363.69
Boules (Kiln Dried)	-	-	53.452	32,978.62
Boules (Air Dried)	-	-	48.452	27,904.55
GRAND TOTAL	17,190.211	8,471,774.90	35,508.344	17,639,158.70

FEBRUARY 2020 AVERAGE EXCHANGE RATE
€ 1 = \$1.09
£ 1.19 = € 1

LEADING EXPORTERS OF WOOD PRODUCTS FOR FEBRUARY 2020

PRODUCT	EXPORTER	VOLUME (m ³)	VALUE (€)	€/m ³
Lumber (Air Dried)	Peacock Company Limited	1,188.861	518,298.78	435.96
Lumber (Kiln Dried)	John Bitar and Company Limited	837.402	441,810.91	527.60
Sliced Veneer	John Bitar and Company Limited	248.289	294,426.43	1,185.82
Processed L/ Mouldings	Logs and Lumber Limited	382.875	264,920.94	691.93
Billet	Rock Age Impex Limited	456.015	173,954.72	381.47
Plywood (Overland)	Jussak Company Limited	594.466	184,790.71	310.85
Rotary Veneer	John Bitar and Company Limited	539.180	187,625.58	347.98
Sliced Veneer (Overland)	Logs and Lumber Limited	5.538	4,363.69	787.91

LEADING EXPORTERS OF TOP FIVE (5) PRODUCTS BY SPECIES FEBRUARY 2020

SPECIES	EXPORTERS	VOLUME (m ³)	VALUE (€)	€/m ³
Teak	Peacock Company Limited	1,199.961	522,533.07	435.46
Wawa	John Bitar and Company Limited	892.233	468,699.51	525.31
Mahogany	Samartex Timber and Plywood Company Limited	176.476	152,061.38	861.65
Cedrela	Ayipah Wood Company Limited	245.329	240,820.11	981.62
Denya	A List Enterprise Ghana Limited	108.276	59,005.33	544.95
Papao/ Apa	Kete Krachi Timber Recovery Limited	71.463	67,010.07	937.69
Asanfina	Mondial Veneer Ghana Limited	141.190	90,974.29	644.34
Koto / Kyere	John Bitar and Company Limited	95.773	101,165.04	1,056.30
Ceiba	Samartex Timber and Plywood Company Limited	130.417	71,462.80	547.96
Sapele	Samartex Timber and Plywood Company Limited	50.190	55,582.36	1,107.44
Odum	Kete Krachi Timber Recovery Limited	61.850	55,665.00	900.00
Black Ofram	Logs and Lumber Limited	32.475	55,678.55	1,714.51
Niangon	Samartex Timber and Plywood Company Limited	72.775	82,190.47	1,129.38
Dahoma	Logs and Lumber Limited	161.876	77,281.70	477.41
Mixed Redwood	Samartex Timber and Plywood Company Limited	147.957	64,611.36	436.69
Chenchen	John Bitar and Company Limited	46.550	27,071.39	581.56
Senya	Delin Wood Limited	55.331	27,137.51	490.46
Bilinga	Samartex Timber and Plywood Company Limited	35.086	39,296.32	1,120.00
Gmelina	PVN International Limited	132.312	23,073.22	174.38
Hotrohotro / Fotie	Samartex Timber and Plywood Company Limited	40.121	33,377.74	831.93
Candollei	Samartex Timber and Plywood Company Limited	54.205	32,493.10	599.45
Albizia	Boison Construction Works Limited	42.792	19,256.40	450.00
Otie	John Bitar and Company Limited	43.081	16,155.38	375.00
Makore	Logs and Lumber Limited	30.725	26,957.64	877.38
Ofram	Logs and Lumber Limited	21.395	14,762.55	690.00
Danta	John Bitar and Company Limited	30.725	15,857.75	516.12
Yaya	John Bitar and Company Limited	9.306	14,544.89	1,562.90
Potrodum	Jonada Global Company Limited	18.089	11,829.19	653.94
Kako / Ekki	John Bitar and Company Limited	26.011	11,978.10	460.50
Kusia	Logs and Lumber Limited	25.011	18,629.68	744.86
Guarea	Logs and Lumber Limited	13.704	14,855.72	1,084.04
Emire	Logs and Lumber Limited	25.855	13,961.70	540.00
Edinam	John Bitar and Company Limited	3.869	6,776.80	1,751.48
Avodire	John Bitar and Company Limited	12.362	10,105.14	817.43
Kokote	John Bitar and Company Limited	3.281	8,045.38	2,452.29
Kroma	John Bitar and Company Limited	10.163	5,081.50	500.00
Entedua	John Bitar and Company Limited	3.222	4,565.65	1,416.88
Hyedua	Mondial Veneer Ghana Limited	2.195	1,463.40	666.67

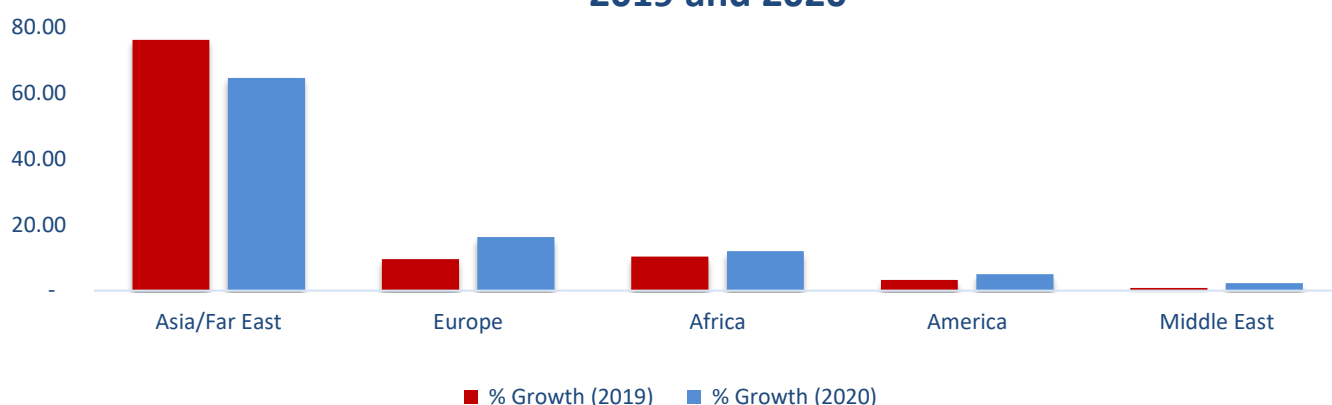
LEADING BUYERS OF TOP FIVE (5) PRODUCTS BY SPECIES FEBRUARY 2020

SPECIES	BUYERS	VOLUME (m ³)	VALUE (€)	€/m ³
Teak	Shree Sagar General Trading	2,065.272	899,776.13	435.67
Wawa	Nien Made Enterprise Company Limited	431.181	246,024.74	570.58
Mahogany	Buddah Resorts PVT Limited	138.978	126,789.64	912.30
Cedrela	Overseas Hardwood Company	245.329	240,820.11	981.62
Denya	South Asia Timber Resources PTE Limited	168.010	92,859.64	552.70
Papao/ Apa	Success Company Limited	54.532	54,977.15	1,008.16
Asanфина	Da Ma Legno Srl	103.877	104,612.12	1,007.08
Koto / Kyere	Da Ma Legno Srl	23.009	37,343.88	1,622.99
Ceiba	F W Barth and Company	88.572	44,282.96	499.97
Sapele	Superior Timber and Deckings Limited	50.190	55,582.36	1,107.44
Odum	Treemex Holz Import and Export GMBH	61.850	55,665.00	900.00
Black Ofram	A K Veneer and Timber	32.475	55,678.55	1,714.51
Niangon	CIBM Boulevard Ceinture	72.775	82,190.47	1,129.38
Dahoma	J W Cappelen GMBH	133.450	57,383.50	430.00
Mixed Redwood	Sicor Imprendimentos	147.957	64,611.36	436.69
Chenchen	Total Wood Sal Mkalles	44.114	25,301.60	573.55
Senya	Greenda Industry Limited	55.331	27,137.51	490.46
Bilinga	Carl Gotz GMBH	35.086	39,296.32	1,120.00
Gmelina	SSBC International	132.312	23,073.22	174.38
Hotrohotro / Fotie	Sudeck and Company GMBH	40.121	33,377.74	831.93
Candollei	Sobh Barbour Company Limited	54.205	32,493.10	599.45
Albizia	Sudeck and Company GMBH	42.792	19,256.40	450.00
Otie	HR Holz Product	43.081	16,155.38	375.00
Makore	Wob Timber GMBH	25.939	21,788.76	840.00
Ofram	Wob Timber GMBH	21.395	14,762.55	690.00
Danta	Protimber Holz Import and Export	22.352	9,290.60	415.65
Yaya	Da Ma Legno Srl	9.306	14,544.89	1,562.90
Potrodum	Success Company Limited	18.089	11,829.19	653.94
Kako / Ekki	Total Wood Sal Mkalles	20.548	9,246.60	450.00
Kusia	Transglobal GMBH	25.011	18,629.68	744.86
Guarea	Stocksman Wood Products	13.704	14,855.72	1,084.04
Emire	RJC Agencies Limited	25.855	13,961.70	540.00
Edinam	Soboplac USA Corperation	3.869	6,776.80	1,751.48
Avodire	Total Wood Sal Mkalles	12.362	10,105.14	817.43
Kokote	Total Wood Sal Mkalles	3.281	8,045.38	2,452.29
Kroma	Stocksman Wood Products	10.163	5,081.50	500.00
Entedua	Total Wood Sal Mkalles	3.222	4,565.65	1,416.88
Hyedua	Mondial Tranciati Srl	2.195	1,463.40	666.67

MAJOR MARKETS OF GHANA'S WOOD PRODUCTS EXPORTS: JAN-FEB 2019/ 2020: VOLUME

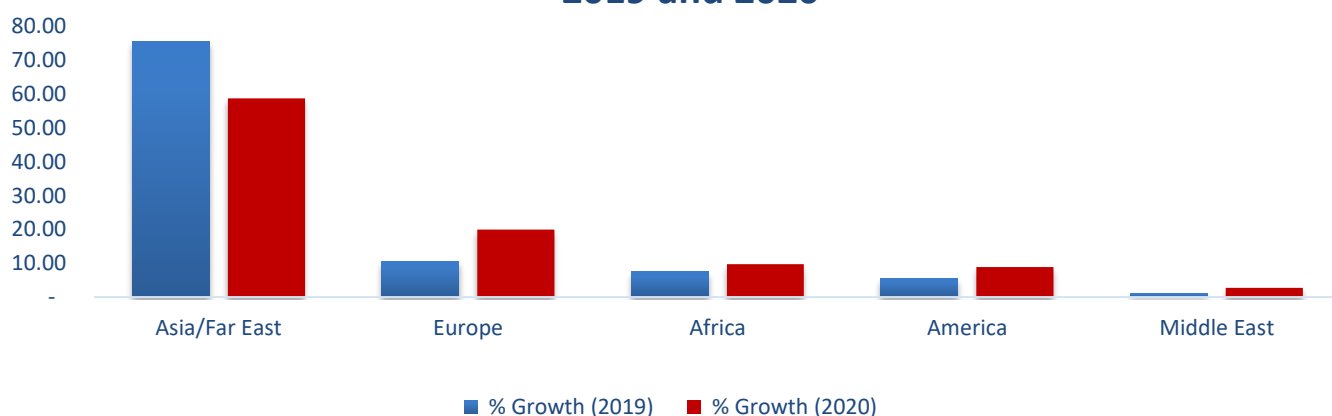
Volume(m ³) in thousands					
CONTINENT	JAN-FEB 2019	% Growth (2019)	JAN-FEB 2020	% Growth (2020)	Volume Variation
	Volume(m ³)		Volume(m ³)		
Asia/Far East	40.41	76.07	22.909	64.52	-11.55
Europe	5.05	9.50	5.767	16.24	6.74
Africa	5.48	10.32	4.248	11.96	1.64
America	1.73	3.26	1.786	5.03	1.77
Middle East	0.45	0.85	0.798	2.25	1.40
Total	53.114	100.00	35.508	100.00	0.00

%in Volume (m³) for Exports in the Major Markets for Jan-Feb 2019 and 2020



Values (€) in millions					
CONTINENT	JAN-FEB 2019	% Growth (2019)	JAN-FEB 2020	% Growth (2020)	Value Variation
	Value(€)		Value(€)		
Asia/Far East	21.19	75.60	10.36	58.75	-16.85
Europe	2.92	10.42	3.52	19.97	9.55
Africa	2.08	7.42	1.71	9.70	2.28
America	1.52	5.42	1.56	8.85	3.42
Middle East	0.32	1.14	0.48	2.73	1.59
Total	28.03	100.00	17.64	100.00	0.00

% in Value (€) for Exports in the Major Markets for Jan-Feb 2019 and 2020



EXPORT OF TIMBER AND WOOD PRODUCTS TO ECOWAS COUNTRIES: JAN-FEB 2019/ 2020

ECOWAS COUNTRIES	JAN-FEB 2019			JAN-FEB 2020		
	Volume(m ³)	Value(€)	UNIT PRICE	Volume(m ³)	Value(€)	UNIT PRICE
Niger	1,349.083	433,177.43	321.09	1,239.242	380,981.25	307.43
Burkina Faso	1,883.371	657,995.35	349.37	764.953	290,228.66	379.41
Benin	612.713	235,051.54	383.62	379.838	109,706.49	288.82
Togo	428.659	115,947.73	270.49	250.051	101,667.02	406.59
Cape Verde	165.925	66,578.70	401.26	147.957	64,611.36	436.69
Gambia	-	-	-	55.368	23,508.77	424.59
Nigeria	193.405	100,429.21	519.27	-	-	-
Cote D'voire	73.833	56,446.12	764.51	-	-	-
TOTAL	4,706.989	1,665,626.07	353.86	2,837.409	970,703.54	342.11

COMPARATIVE EXPORT STATISTICS FOR TIMBER AND WOOD PRODUCTS: JAN-FEB 2019 / 2020

PRODUCT	% GROWTH			% GROWTH		
	JAN-FEB 2019	JAN-FEB 2020	% Growth in Volume	JAN-FEB 2019	JAN-FEB 2020	% Growth in Value
	Volume(m ³)	Volume(m ³)		Value(€)	Value(€)	
Lumber (Air Dried)	34,817.194	19,396.032	-44.29	18,892,736.01	8,982,147.19	-52.46
Lumber (Kiln Dried)	6,159.372	5,915.574	-3.96	3,619,129.65	3,537,155.03	-2.27
Plywood (Overland)	4,464.831	2,683.913	-39.89	1,540,558.88	901,728.48	-41.47
Processed L/Mouldings	1,040.762	1,521.600	46.20	699,548.45	1,141,642.94	63.20
Sliced Veneer	1,100.160	1,431.538	30.12	1,142,449.62	1,377,154.35	20.54
Rotary Veneer	528.263	1,811.318	242.88	281,644.97	673,861.20	139.26
Sliced Veneer (Overland)	76.233	5.538	-92.74	58,488.50	4,363.69	-92.54
Billet	4,753.949	2,640.927	-44.45	1,750,336.95	960,222.64	-45.14
Boules (Air Dried)	17.314	48.452	179.84	10,042.12	27,904.55	177.88
Boules (Kiln Dried)	-	53.452	0.00	-	32,978.62	0.00
Kindling	213.493	-	-100.00	44,430.88	-	-100.00
TOTAL	53,171.572	35,508.344	-33.22	28,039,366.02	17,639,158.70	-37.09

TIMBER AND WOOD PRODUCTS CLASSIFICATION

PRODUCT	JAN-FEB 2019			JAN-FEB 2020		
	Volume(m ³)	Value(€)	% Share in Value	Volume(m ³)	Value(€)	% Share in Value
PRIMARY						
Billet	4,753.949	1,750,336.95		2,640.927	960,222.64	
SUB TOTAL	4,753.949	1,750,336.95	6.24	2,640.927	960,222.64	5.44
SECONDARY						
Lumber (Air Dried)	34,817.194	18,892,736.01		19,396.032	8,982,147.19	
Lumber (Kiln Dried)	6,159.372	3,619,129.65		5,915.574	3,537,155.03	
Boules (Air Dried)	17.314	10,042.12		48.452	27,904.55	
Boules (Kiln Dried)	-	-		53.452	32,978.62	
Veneers	1,704.657	1,482,583.08		3,248.394	2,055,379.25	
Plywood (Overland)	4,464.831	1,540,558.88		2,683.913	901,728.48	
Kindling	213.493	44,430.88		-	-	
SUB TOTAL	47,376.861	25,589,480.62	91.26	31,345.817	15,537,293.12	88.08
TERTIARY						
Processed L/Mouldings	1,040.762	699,548.45		1,521.600	1,141,642.94	
SUB TOTAL	1,040.762	699,548.45	2.49	1,521.600	1,141,642.94	6.47
GRAND TOTAL	53,171.572	28,039,366.02	100.00	35,508.344	17,639,158.70	100.00

Product	m3/ft container
Logs	11-13m3/20ft
Other Products	20m3/20ft

EXPORT PERFORMANCE FOR TIMBER AND WOOD PRODUCTS

EXPORTERS PERFORMANCE - LUMBER (AIR DRIED)

EXPORTER	VOLUME (m ³)	VALUE (€)	CUMULATIVE: JAN-FEB 2020	
			VOLUME (m ³)	VALUE (€)
Peacock Company Limited	1188.8612	518,298.78	1,657.140	726,437.37
Fortune Exim Ghana Limited	1154.525	503,329.49	2,724.167	1,200,997.06
Geavag Company Limited	612.915	267,207.89	793.175	347,329.07
Regent Industries Ghana Limited	594.048	258,982.59	1,116.088	491,016.63
Nasorp Merchantile Company Limited	594.044	258,980.85	1,332.836	587,355.87
Duakron Ghana Limited	577.798	251,898.20	1,445.242	637,455.90
PM Overseas Ghana Limited	486.035	211,892.99	972.070	427,923.68
Panchtatva Associates Limited	307.093	133,881.00	686.520	302,527.04
K Lorvert Company Limited	271.263	118,260.47	886.085	391,533.85
Samartex Timber and Plywood Company Limited	221.759	116,861.43	805.230	491,579.14
Vickymart Plus Company Limited	216.060	94,194.04	306.085	134,207.95
Jonada Global Company Limited	127.146	92,567.57	400.237	284,043.30
Royal Afro Asia Limited	180.220	78,569.14	180.220	78,569.14
Beghap Company Limited	162.406	70,802.91	343.647	151,360.11
Kete Krachi Timber Recovery Limited	71.463	67,010.07	71.463	67,010.07
A List Enterprise Ghana Limited	108.276	59,005.33	162.405	89,079.11
Nirvana Ventures Limited	126.256	55,042.87	414.954	183,362.09
Phyibern Company Limited	90.058	53,985.12	180.104	109,017.08
Indiana Woods Limited	93.116	48,501.97	93.116	48,501.97
John Bitar and Company Limited	102.590	47,379.14	102.590	47,379.14
Willyjoy Enterprise Limited	108.578	47,335.93	108.578	47,335.93
Rock Age Impex Limited	108.394	47,255.71	108.394	47,255.71
Gran Pa Shipping and Company Limited	90.487	39,448.93	90.487	39,448.93
Geetanjali Trading Company Limited	90.007	39,239.67	162.012	71,244.13
Juben Empire Ghana Limited	90.007	39,239.67	288.156	127,312.06
Africa Timber Resources Limited	59.734	33,854.31	132.076	75,654.84
Egyir Company Limited	74.611	32,527.59	186.346	82,191.07
Delin Wood Limited	55.331	27,137.51	92.154	45,550.31
Nach Company Limited	54.103	23,586.87	54.103	23,586.87
Boison Construction Works Limited	42.792	19,256.40	64.869	35,814.15
Benediction Company Limited	18.102	18,249.77	18.102	18,249.77
Richtuah Company Limited	18.100	18,247.75	72.157	73,810.23
Anish AG International Limited	36.054	15,718.19	36.054	15,718.19
Logs and Lumber Limited	25.855	13,961.70	91.545	44,619.06
Ebenezer N Mensah Company Limited	18.109	10,855.41	18.109	10,855.41
Mere Plantations Limited	36.739	9,409.88	36.739	9,409.88
Western Hardwood Limited	16.879	8,706.18	16.879	8,706.18
Star K Import and Export Limited	18.200	7,934.52	54.400	24,024.53
Prinelman Wood and Construction Limited	15.398	7,237.06	15.398	7,237.06
Renas Prestige Company Limited	-	-	1,044.612	464,304.55
3RDI Shipping Agency Limited	-	-	596.549	265,151.47
Askraf International Company Limited	-	-	506.023	224,914.88
Mawuli Elliot Limited	-	-	290.742	129,227.72
F Wood and Trading Company Limited	-	-	252.847	112,384.32
Multimodal Freight Services Limited	-	-	198.601	88,273.30

Jinta Industrial Limited	-	-	54.086	27,044.90
Pradip Asmak Company Limited	-	-	54.187	24,084.80
Swiss Lumber Company Limited	-	-	20.592	12,584.88
Naumuro Forest Products Company Limited	-	-	19.744	11,717.71
Stepsu Wood Company Limited	-	-	18.020	10,111.93
G L Interlink Limited	-	-	20.097	7,636.86
GRAND TOTAL	8,263.412	3,765,854.88	19,396.032	8,982,147.19

MOVING SPECIES - LUMBER (AIR DRIED)

SPECIES	VOLUME (m ³)	VALUE (€)	CUMULATIVE: JAN-FEB 2020	
			VOLUME (m ³)	VALUE (€)
Teak	7,289.821	3,179,387.90	17,111.117	7,544,714.34
Papao/ Apa	181.794	178,241.71	447.083	444,784.87
Denya	313.142	175,505.06	1,044.906	609,846.38
Mixed Redwood	147.957	64,611.36	147.957	64,611.36
Senya	91.855	45,050.99	219.868	109,061.98
Candollei	54.205	32,493.10	54.205	32,493.10
Albizia	65.289	29,717.51	86.983	39,696.75
Potrodum	34.968	20,535.37	89.192	56,687.23
Emire	25.855	13,961.70	25.855	13,961.70
Kako / Ekki	26.011	11,978.10	46.108	19,614.96
Danta	22.352	9,290.60	22.352	9,290.60
Kroma	10.163	5,081.50	10.163	5,081.50
Ananta	-	-	72.492	26,582.26
Duabankye	-	-	17.751	5,720.17
GRAND TOTAL	8,263.412	3,765,854.88	19,396.032	8,982,147.19

DIRECTION OF TRADE - LUMBER (AIR DRIED)

DESTINATION	VOLUME (m ³)	VALUE (€)	CUMULATIVE: JAN-FEB 2020	
			VOLUME (m ³)	VALUE (€)
India	7,289.821	3,179,387.90	17,111.117	7,544,714.34
Vietnam	188.867	146,199.28	830.275	597,265.46
China	164.476	111,857.33	473.535	334,871.54
Cape Verde	147.957	64,611.36	147.957	64,611.36
Bangladesh	108.276	59,005.33	162.405	89,079.11
Thailand	46.562	41,905.80	46.562	41,905.80
Belgium	73.139	34,864.49	137.232	63,179.47
Egypt	54.205	32,493.10	54.205	32,493.10
Portugal	65.289	29,717.51	86.983	39,696.75
Saudi Arabia	41.712	23,640.32	95.998	54,707.41
United Kingdom	25.855	13,961.70	25.855	13,961.70
United Arab Emirates	18.022	10,213.99	54.098	31,059.36
Germany	22.352	9,290.60	22.352	9,290.60
Spain	16.879	8,706.18	16.879	8,706.18
Sri Lanka	-	-	90.243	32,302.43
Mauritius	-	-	20.592	12,584.88
South Korea	-	-	19.744	11,717.71
GRAND TOTAL	8,263.412	3,765,854.88	19,396.032	8,982,147.19

EXPORTERS PERFORMANCE - LUMBER (KILN DRIED)

EXPORTER	VOLUME (m ³)	VALUE (€)	CUMULATIVE: JAN-FEB 2020	
			VOLUME (m ³)	VALUE (€)
John Bitar and Company Limited	837.402	441,810.91	868.953	478,272.40
Logs and Lumber Limited	674.254	392,429.33	1,217.437	653,610.48
Ayipah Wood Company Limited	245.329	240,820.11	245.329	240,820.11
Samartex Timber and Plywood Company Limited	173.599	148,915.38	889.214	733,436.03
Adras Company Limited	261.802	126,566.82	418.273	219,982.32
Specialized Timber Products Limited	253.646	113,879.53	414.254	189,158.47
Logs Court Limited	147.122	89,177.10	147.122	89,177.10
Sunstex Company Limited	131.961	58,979.82	183.152	80,070.51
Kete Krachi Timber Recovery Limited	61.850	55,665.00	61.850	55,665.00
City View Company Limited	47.725	42,652.93	47.725	42,652.93
Slyvent Company Limited	89.651	41,289.23	89.651	41,289.23
Beb Hill Company Limited	45.931	41,049.59	45.931	41,049.59
Swiss Lumber Company Limited	32.643	30,241.13	32.643	30,241.13
Akwadiaso Company Limited	34.127	27,301.60	70.830	62,169.45
Western Hardwood Limited	63.078	20,496.77	63.078	20,496.77
A G Timbers Limited	27.620	20,438.80	27.620	20,438.80
Asuo Bomosadu Timber and Sawmill Limited	45.577	19,826.00	94.851	39,289.23
Boison Construction Works Limited	35.533	19,543.15	225.894	122,723.19
Tony Toffey Construction and Wood Processing	46.996	17,308.94	95.807	36,345.23
Modern Wood Technology and Company Limited	23.916	13,392.96	23.916	13,392.96
G L Interlink Limited	18.062	6,863.56	18.062	6,863.56
Xylogi Company Limited	-	-	99.088	86,595.40
Ibrahim and Sons Company Limited	-	-	141.338	55,121.82
Emanro Wood Processing Limited	-	-	47.412	43,727.47
Evergreen Timbers Limited	-	-	45.956	43,405.93
Lethnass Limited	-	-	94.244	36,755.16
Evergrand International Trading Company Limited	-	-	154.465	34,327.96
Carpo Timber and Trading Limited	-	-	51.479	20,076.81
GRAND TOTAL	3,297.824	1,968,648.65	5,915.574	3,537,155.03

MOVING SPECIES - LUMBER (KILN DRIED)

SPECIES	VOLUME (m ³)	VALUE (€)	CUMULATIVE: JAN-FEB 2020	
			VOLUME (m ³)	VALUE (€)
Wawa	1,745.717	831,857.69	2,708.187	1,228,717.88
Cedrela	386.350	363,794.02	479.718	450,927.42
Mahogany	279.589	241,370.82	738.304	671,738.47
Odum	145.193	125,478.54	230.268	204,713.75
Sapele	103.688	92,722.85	232.775	209,131.16
Dahoma	194.321	91,784.17	260.678	120,317.68
Black Ofram	147.435	71,116.22	181.773	90,553.62
Koto / Kyere	108.017	64,392.91	330.513	197,705.54
Otie	73.084	27,556.52	107.363	40,411.14
Makore	25.939	21,788.76	87.076	68,762.64
Ceiba	49.034	15,160.05	49.034	15,160.05
Ofram	21.395	14,762.55	21.395	14,762.55

Kako / Ekki	18.062	6,863.56	18.062	6,863.56
Edinam	-	-	129.437	93,195.70
Walnut / Lovoa	-	-	141.338	55,121.82
Rubberwood	-	-	154.465	34,327.96
Subaha	-	-	33.496	21,102.48
Black Hyedua	-	-	11.692	13,641.62
GRAND TOTAL	3,297.824	1,968,648.65	5,915.574	3,537,155.03

DIRECTION OF TRADE - LUMBER (KILN DRIED)

DESTINATION	VOLUME (m ³)	VALUE (€)	CUMULATIVE: JAN-FEB 2020	
			VOLUME (m ³)	VALUE (€)
United States of America	510.951	485,646.46	948.696	903,627.98
China	569.402	314,117.59	852.251	414,246.24
South Africa	494.087	248,804.37	516.937	258,858.37
Germany	464.609	238,864.56	1,280.355	638,341.58
Dominican Republic	140.611	114,581.18	247.109	199,849.10
United Arab Emirates	184.163	81,150.63	318.536	155,787.11
Netherlands	164.624	74,500.17	164.624	74,500.17
Qatar	136.246	74,147.34	136.246	74,147.34
United Kingdom	129.209	68,300.51	194.450	121,145.72
Taiwan	47.365	39,271.39	47.365	39,271.39
Israel	83.810	38,931.67	83.810	38,931.67
Belgium	56.427	27,005.19	540.759	235,365.33
Ireland	49.339	25,656.28	89.946	43,057.91
Finland	45.900	22,720.50	45.900	22,720.50
Saudi Arabia	51.530	22,465.14	83.081	58,926.63
Poland	44.313	21,048.68	44.313	21,048.68
Spain	27.620	20,438.80	27.620	20,438.80
Estonia	35.533	19,543.15	35.533	19,543.15
France	38.169	18,062.09	38.169	18,062.09
Greece	23.916	13,392.96	23.916	13,392.96
Canada	-	-	67.231	70,971.03
Pakistan	-	-	61.421	47,092.73
Barbados	-	-	31.372	29,282.59
South Korea	-	-	19.113	10,640.12
Turkey	-	-	16.821	7,905.87
GRAND TOTAL	3,297.824	1,968,648.65	5,915.574	3,537,155.03

EXPORTERS PERFORMANCE - SLICED VENEER

EXPORTER	VOLUME (m ³)	VALUE (€)	CUMULATIVE: JAN-FEB 2020	
			VOLUME (m ³)	VALUE (€)
John Bitar and Company Limited	248.289	294,426.43	316.428	384,277.75
Logs and Lumber Limited	230.697	209,994.35	550.182	602,530.89
Mondial Veneer Ghana Limited	179.057	112,987.85	179.057	112,987.85
Samartex Timber and Plywood Company Limited	147.619	92,710.97	336.666	243,641.32
Xylogi Company Limited	-	-	49.204	33,716.55
GRAND TOTAL	805.662	710,119.61	1,431.538	1,377,154.35

MOVING SPECIES - SLICED VENEER

SPECIES	VOLUME (m ³)	VALUE (€)	CUMULATIVE: JAN-FEB 2020	
			VOLUME (m ³)	VALUE (€)
Asanfina	245.067	195,586.42	520.110	507,659.16
Ceiba	199.080	107,346.20	275.020	157,897.94
Mahogany	59.692	104,064.72	79.702	118,146.22
Koto / Kyere	104.589	101,388.39	160.785	191,843.84
Black Ofram	23.870	49,863.79	23.870	49,863.79
Chenchen	88.006	47,108.46	151.323	116,068.67
Sapele	35.685	42,536.46	80.043	85,227.86
Yaya	18.457	20,950.25	32.162	45,267.50
Avodire	12.362	10,105.14	12.362	10,105.14
Odum	4.231	9,221.79	4.231	9,221.79
Kokote	3.281	8,045.38	6.593	12,737.04
Edinam	5.926	7,873.55	5.926	7,873.55
Entedua	3.222	4,565.65	3.222	4,565.65
Hyedua	2.195	1,463.40	2.195	1,463.40
Makore	-	-	73.485	58,363.02
Niangon	-	-	0.510	849.78
GRAND TOTAL	805.662	710,119.61	1,431.538	1,377,154.35

DIRECTION OF TRADE - SLICED VENEER

DESTINATION	VOLUME (m ³)	VALUE (€)	CUMULATIVE: JAN-FEB 2020	
			VOLUME (m ³)	VALUE (€)
Italy	315.250	269,488.75	629.732	649,007.15
United States of America	72.819	116,459.67	72.819	116,459.67
Morocco	211.507	104,340.61	260.711	138,057.16
India	42.533	58,590.81	63.445	80,388.45
Egypt	86.043	50,015.19	177.181	113,272.33
Israel	23.870	49,863.79	23.870	49,863.79
United Arab Emirates	36.439	40,112.61	36.439	40,112.61
Chile	17.202	21,248.16	17.202	21,248.16
China	-	-	68.569	75,796.62
Spain	-	-	42.205	44,058.29
Denmark	-	-	18.113	30,187.72
Latvia	-	-	21.252	18,702.39
GRAND TOTAL	805.662	710,119.61	1,431.538	1,377,154.35

EXPORTERS PERFORMANCE - PROCESSED L/MOULDTINGS

EXPORTER	VOLUME (m ³)	VALUE (€)	CUMULATIVE: JAN-FEB 2020	
			VOLUME (m ³)	VALUE (€)
Logs and Lumber Limited	382.875	264,920.94	605.722	434,434.40
Samartex Timber and Plywood Company Limited	256.094	262,468.44	579.826	513,030.26
John Bitar and Company Limited	214.767	114,164.84	214.767	114,164.84
Asuo Bomosadu Timber and Sawmill Limited	56.768	39,400.54	102.258	66,694.54
Xylogi Company Limited	19.027	13,318.90	19.027	13,318.90
GRAND TOTAL	929.531	694,273.66	1,521.600	1,141,642.94

MOVING SPECIES - PROCESSED L/MOULDINGS

SPECIES	VOLUME (m ³)	VALUE (€)	CUMULATIVE: JAN-FEB 2020	
			VOLUME (m ³)	VALUE (€)
Wawa	418.266	215,975.50	619.982	315,784.55
Niangon	102.240	116,075.22	160.832	183,012.06
Denya	77.761	61,630.59	119.137	97,727.63
Mahogany	58.060	58,168.88	58.060	58,168.88
Ceiba	60.973	41,353.48	106.463	68,647.48
Bilinga	35.086	39,296.32	61.567	53,331.25
Hotrohoto / Fotie	40.121	33,377.74	94.561	77,289.64
Papao/ Apa	19.885	30,385.80	33.953	51,375.80
Dahoma	28.426	19,898.20	48.798	34,158.60
Kusia	25.011	18,629.68	32.763	24,831.28
Guarea	13.704	14,855.72	38.401	41,808.42
Danta	14.476	13,158.39	14.476	13,158.39
Sapele	12.784	12,528.32	33.719	35,556.82
Ofram	13.298	9,530.93	13.298	9,530.93
Makore	4.786	5,168.88	4.786	5,168.88
Edinam	4.654	4,240.02	41.042	42,607.71
Black Ofram	-	-	36.022	26,212.13
Cedrela	-	-	3.740	3,272.50
GRAND TOTAL	929.531	694,273.66	1,521.600	1,141,642.94

DIRECTION OF TRADE - PROCESSED L/MOULDINGS

DESTINATION	VOLUME (m ³)	VALUE (€)	CUMULATIVE: JAN-FEB 2020	
			VOLUME (m ³)	VALUE (€)
France	162.922	170,430.98	273.788	269,605.12
Belgium	210.145	170,281.15	328.487	279,585.47
Germany	206.034	156,050.84	460.250	294,392.74
Croatia	155.931	70,370.39	155.931	70,370.39
United Kingdom	71.910	55,186.33	71.910	55,186.33
Finland	40.121	33,377.74	63.674	55,067.38
Denmark	50.089	20,966.34	50.089	20,966.34
South Africa	24.006	11,042.76	47.883	22,026.18
Italy	8.373	6,567.15	8.373	6,567.15
Greece	-	-	22.186	24,582.09
Portugal	-	-	20.935	23,028.50
United Arab Emirates	-	-	18.094	20,265.28
GRAND TOTAL	929.531	694,273.66	1,521.600	1,141,642.94

EXPORTERS PERFORMANCE - BILLET

EXPORTER	VOLUME (m ³)	VALUE (€)	CUMULATIVE: JAN-FEB 2020	
			VOLUME (m ³)	VALUE (€)
Rock Age Impex Limited	456.015	173,954.72	456.015	173,954.72
Zenith Impex Ghana Limited	200.406	76,448.30	445.476	171,759.98
Richtuah Company Limited	195.818	74,698.12	317.011	121,832.04
Speed Bee Timber Company Limited	67.717	25,831.81	101.539	38,985.73
Beloved Knowledge Links Limited	61.490	23,456.41	193.720	74,882.79
PVN International Limited	132.312	23,073.22	132.312	23,073.22
Banyan Trade Africa Limited	44.274	16,889.07	132.699	51,278.98
G V Export and Import Trading Limited	44.099	16,822.32	44.099	16,822.32
Fortune Exim Ghana Limited	33.028	12,599.10	143.200	55,446.77
GCKB Company Limited	57.024	9,944.13	114.283	20,124.22
Smith Timber Export Limited	24.681	9,414.99	24.681	9,414.99
Pacific Wood Products Ghana Limited	22.501	8,583.39	22.501	8,583.39
Waga Investment Company Limited	22.179	8,460.56	22.179	8,460.56
PM Overseas Ghana Limited	22.019	8,399.52	44.023	16,957.24
Nasorp Merchantile Company Limited	11.110	4,238.10	11.110	4,238.10
Peacock Company Limited	11.100	4,234.28	11.100	4,234.28
Africa Timber Resources Limited	12.000	2,092.62	112.033	38,463.56
Star Exim Ghana Limited	-	-	88.830	34,547.42
AB Saab Timbers Limited	-	-	88.129	34,274.79
Gracefields Agriculture Limited	-	-	44.072	17,140.31
Avenue Wood Limited	-	-	24.000	9,333.99
Jonada Global Company Limited	-	-	23.002	8,945.85
Star K Import and Export Limited	-	-	22.700	8,828.40
AIM Manufacturing Company Limited	-	-	22.213	8,638.99
GRAND TOTAL	1,417.773	499,140.67	2,640.927	960,222.64

MOVING SPECIES - BILLET

SPECIES	VOLUME (m ³)	VALUE (€)	CUMULATIVE: JAN-FEB 2020	
			VOLUME (m ³)	VALUE (€)
Teak	1,216.437	464,030.69	2,370.332	912,799.10
Gmelina	201.336	35,109.97	270.595	47,423.54
GRAND TOTAL	1,417.773	499,140.67	2,640.927	960,222.64

DIRECTION OF TRADE - BILLET

DESTINATION	VOLUME (m ³)	VALUE (€)	CUMULATIVE: JAN-FEB 2020	
			VOLUME (m ³)	VALUE (€)
India	1,299.603	456,547.68	2,378.652	864,118.41
Saudi Arabia	83.991	32,039.80	83.991	32,039.80
Germany	22.179	8,460.56	22.179	8,460.56
China	12.000	2,092.62	112.033	38,463.56
Vietnam	-	-	44.072	17,140.31
GRAND TOTAL	1,417.773	499,140.67	2,640.927	960,222.64

EXPORTERS PERFORMANCE - PLYWOOD (OVERLAND)

EXPORTER	VOLUME (m ³)	VALUE (€)	CUMULATIVE: JAN-FEB 2020	
			VOLUME (m ³)	VALUE (€)
Jussak Company Limited	594.466	184,790.71	1,218.403	366,095.35
Logs and Lumber Limited	333.400	108,916.27	444.137	143,215.50
Wood Pillar Limited	269.103	81,750.00	538.206	164,808.00
John Bitar and Company Limited	195.567	75,241.83	267.945	132,437.54
Naumuro Forest Products Company Limited	-	-	142.886	66,670.52
Bibiani Logging and Lumber Company Limited	-	-	72.336	28,501.58
GRAND TOTAL	1,392.536	450,698.81	2,683.91	901,728.48

MOVING SPECIES - PLYWOOD (OVERLAND)

SPECIES	VOLUME (m ³)	VALUE (€)	CUMULATIVE: JAN-FEB 2020	
			VOLUME (m ³)	VALUE (€)
Ceiba	1,196.969	375,456.98	2,415.999	789,108.13
Mixed Redwood	195.567	75,241.83	267.900	102,242.41
Sapele	-	-	0.011	7,933.45
Black Ofram	-	-	0.003	2,444.49
GRAND TOTAL	1,392.536	450,698.81	2,683.913	901,728.48

DIRECTION OF TRADE - PLYWOOD (OVERLAND)

DESTINATION	VOLUME (m ³)	VALUE (€)	CUMULATIVE: JAN-FEB 2020	
			VOLUME (m ³)	VALUE (€)
Niger	604.587	190,662.67	1,239.242	380,981.25
Burkina Faso	440.855	148,808.87	759.414	285,864.96
Benin	184.561	52,722.00	379.838	109,706.49
Togo	107.165	34,996.50	250.051	101,667.02
Gambia	55.368	23,508.77	55.368	23,508.77
GRAND TOTAL	1,392.536	450,698.81	2,683.913	901,728.48

EXPORTERS PERFORMANCE - ROTARY VENEER

EXPORTER	VOLUME (m ³)	VALUE (€)	CUMULATIVE: JAN-FEB 2020	
			VOLUME (m ³)	VALUE (€)
John Bitar and Company Limited	539.180	187,625.58	741.932	252,658.34
Samartex Timber and Plywood Company Limited	268.554	148,644.02	572.459	323,619.04
Miro Forestry Ghana Limited	230.010	28,578.58	392.372	49,888.88
Jussak Company Limited	40.191	13,826.76	40.191	13,826.76
Logs and Lumber Limited	-	-	64.364	33,868.18
GRAND TOTAL	1,077.935	378,674.94	1,811.318	673,861.20

MOVING SPECIES - ROTARY VENEER

SPECIES	VOLUME (m ³)	VALUE (€)	CUMULATIVE: JAN-FEB 2020	
			VOLUME (m ³)	VALUE (€)
Ceiba	539.183	178,947.06	830.243	291,894.80
Essa	178.536	96,645.10	297.560	165,419.35
Wawabima	90.018	51,998.91	90.018	51,998.91
Gmelina	230.010	28,578.58	320.044	40,083.73

Bombax	21.136	11,836.16	21.136	11,836.16
Otie	19.052	10,669.12	44.556	23,422.01
Chenchen	-	-	97.173	61,332.31
Ogea	-	-	38.260	18,068.77
Eucalyptus	-	-	72.328	9,805.15
GRAND TOTAL	1,077.935	378,674.94	1,811.318	673,861.20

DIRECTION OF TRADE - ROTARY VENEER

DESTINATION	VOLUME (m ³)	VALUE (€)	CUMULATIVE: JAN-FEB 2020	
			VOLUME (m ³)	VALUE (€)
Spain	417.580	142,466.16	620.332	207,498.92
United States of America	188.968	101,961.83	312.244	165,186.73
Egypt	90.018	51,998.91	211.135	127,378.03
Morocco	121.603	36,480.90	121.603	36,480.90
China	230.010	28,578.58	320.044	40,083.73
Canada	29.756	17,188.56	89.268	53,559.55
Denmark	-	-	48.300	23,908.50
Netherlands	-	-	16.064	9,959.68
Vietnam	-	-	72.328	9,805.15
GRAND TOTAL	1,077.935	378,674.94	1,811.318	673,861.20

EXPORTERS PERFORMANCE - SLICED VENEER (OVERLAND)

EXPORTER	VOLUME (m ³)	VALUE (€)	CUMULATIVE: JAN-FEB 2020	
			VOLUME (m ³)	VALUE (€)
Logs and Lumber Limited	5.538	4,363.69	5.538	4,363.69
GRAND TOTAL	5.538	4,363.69	5.538	4,363.69

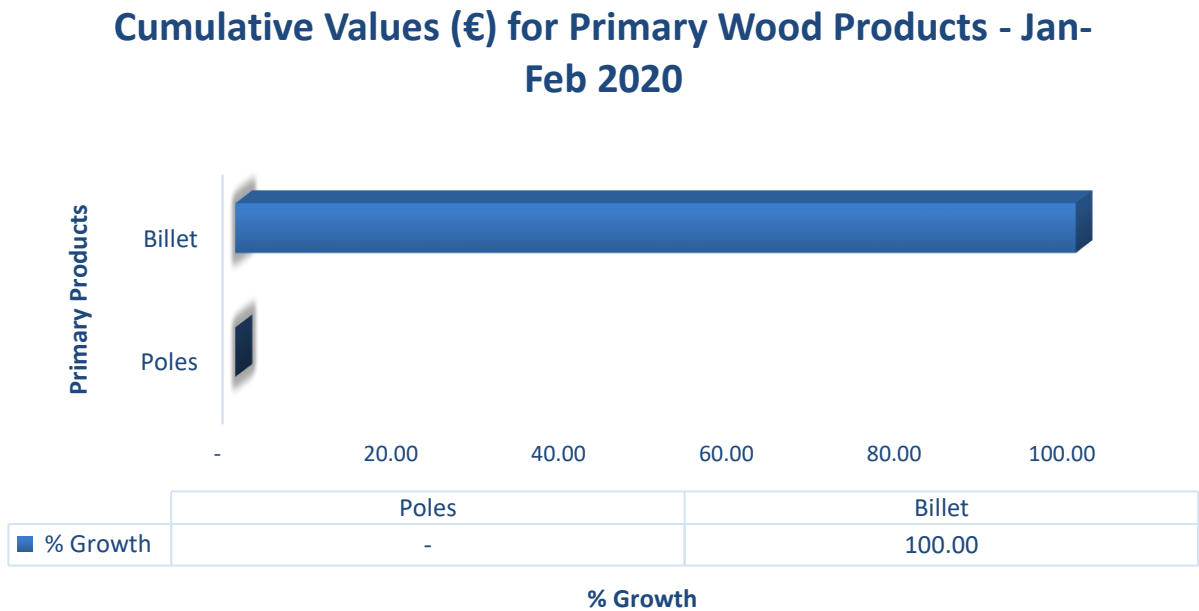
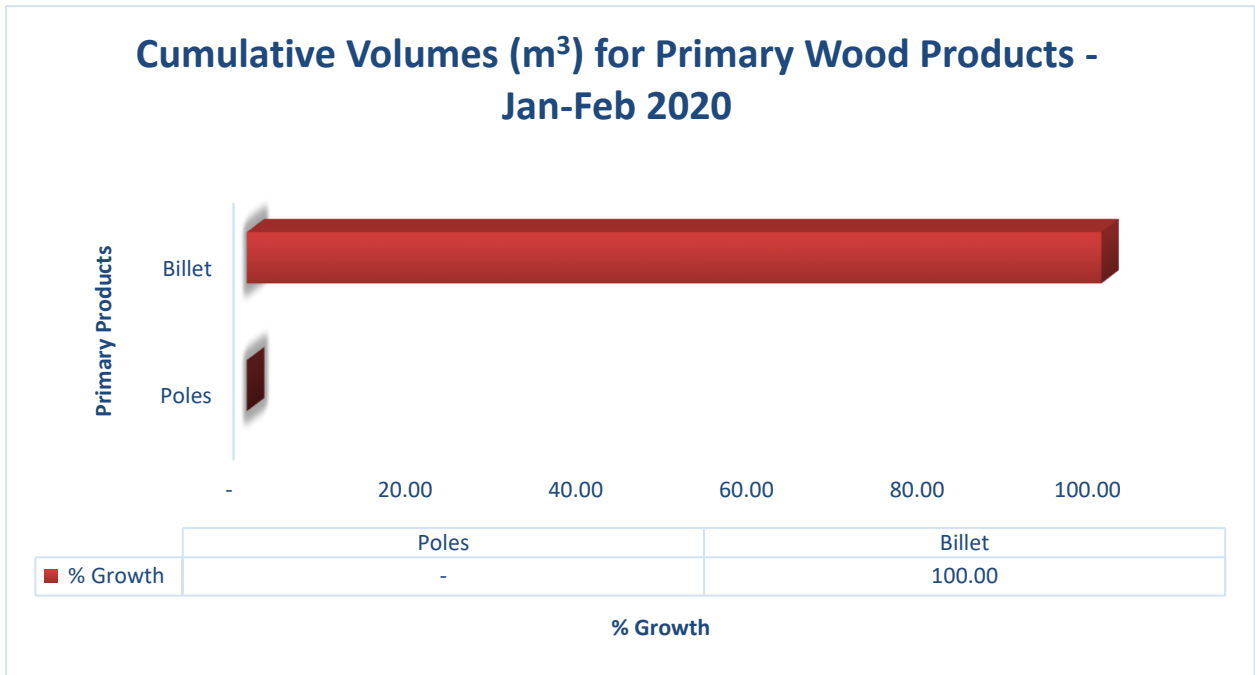
MOVING SPECIES - SLICED VENEER (OVERLAND)

SPECIES	VOLUME (m ³)	VALUE (€)	CUMULATIVE: JAN-FEB 2020	
			VOLUME (m ³)	VALUE (€)
Edinam	3.738	3,055.77	3.738	3,055.77
Black Ofram	1.800	1,307.92	1.800	1,307.92
GRAND TOTAL	5.538	4,363.69	5.538	4,363.69

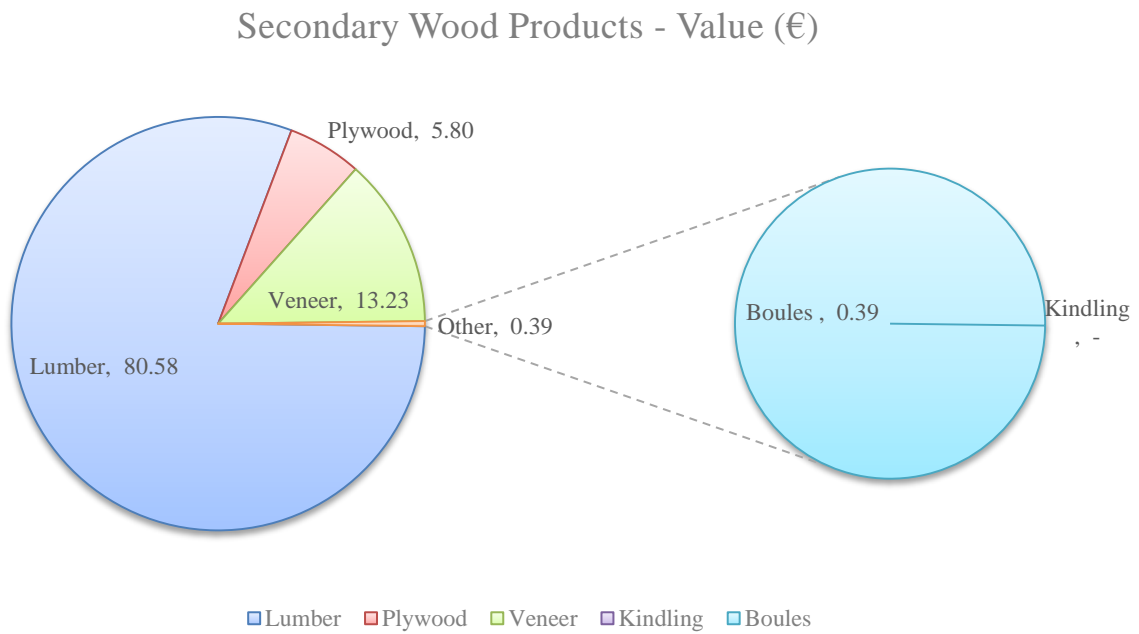
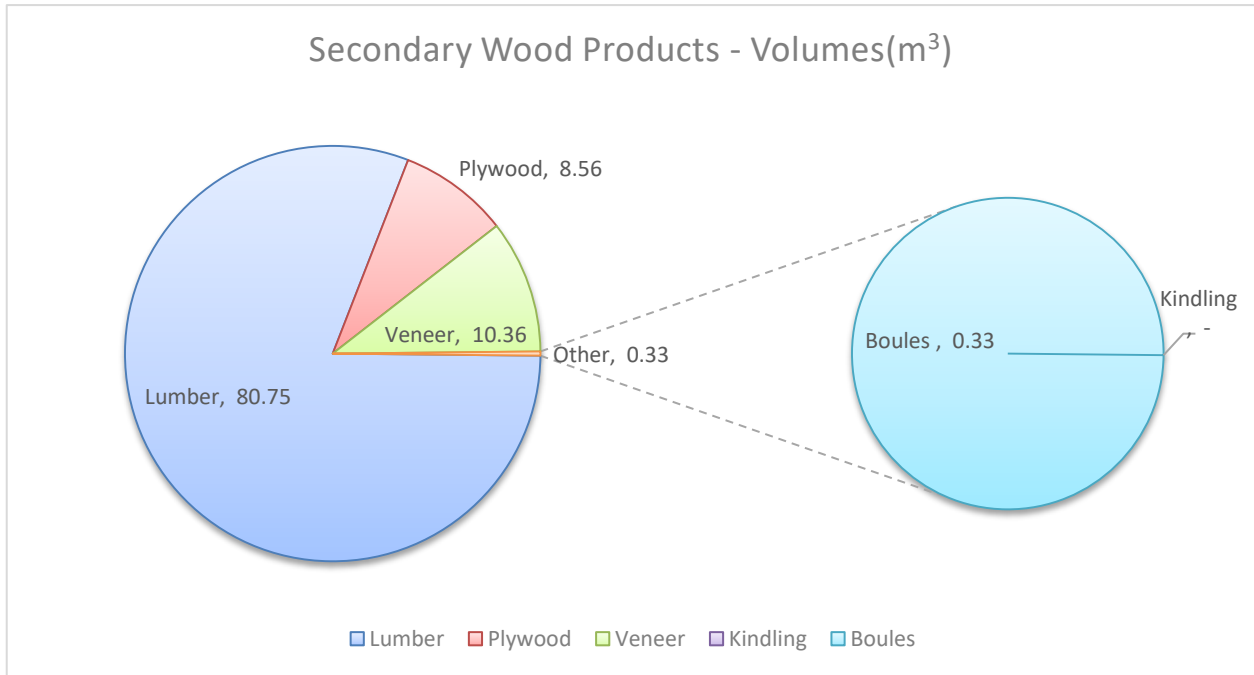
DIRECTION OF TRADE - SLICED VENEER (OVERLAND)

DESTINATION	VOLUME (m ³)	VALUE (€)	CUMULATIVE: JAN-FEB 2020	
			VOLUME (m ³)	VALUE (€)
Burkina Faso	5.538	4,363.69	5.538	4,363.69
GRAND TOTAL	5.538	4,363.69	5.538	4,363.69

APPENDIX A

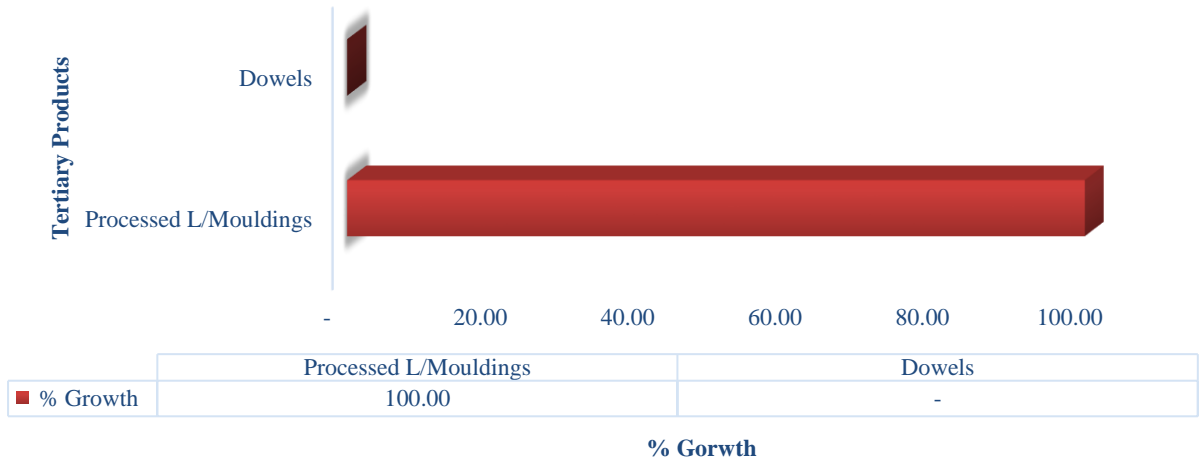


APPENDIX B

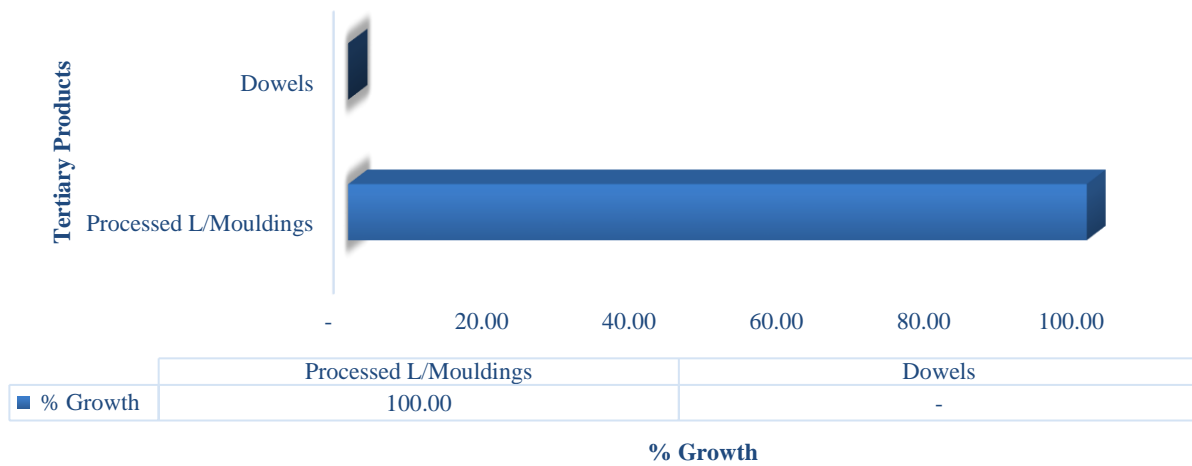


APPENDIX C

Cumulative Volumes (m³) for Tertiary Wood Products - Jan-Feb 2020

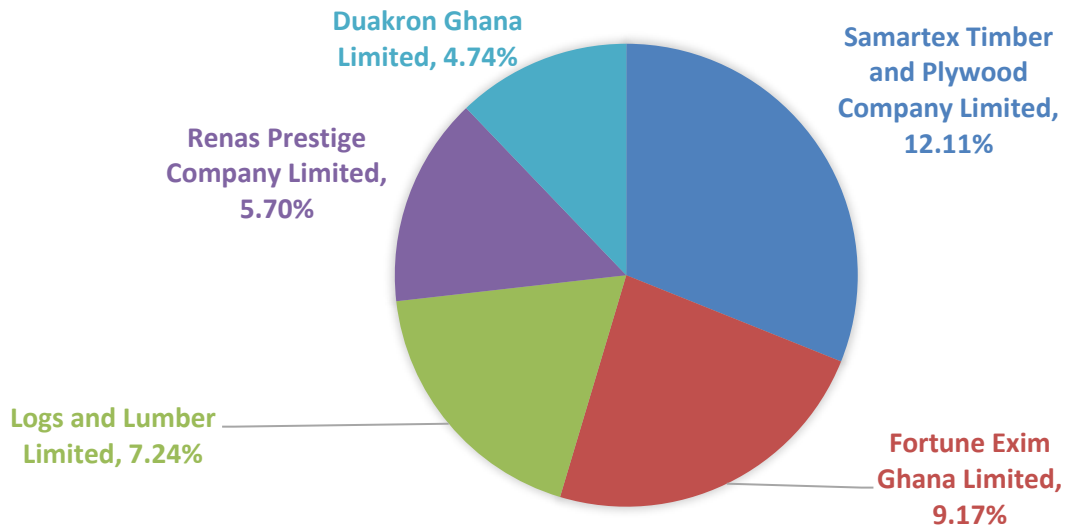


Cumulative Values (€) for Tertiary Wood Products - Jan-Feb 2020

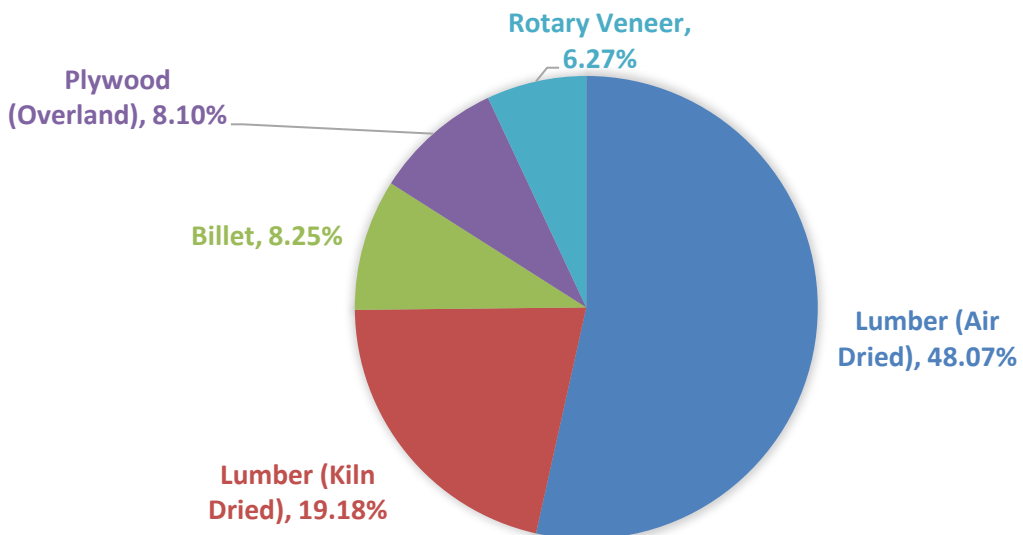


APPENDIX D

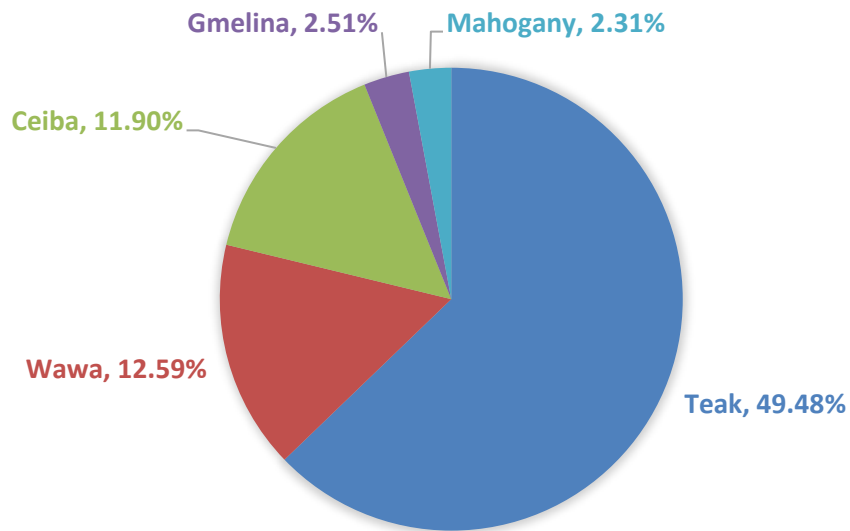
TOP 5 EXPORTERS FOR JANUARY 2020



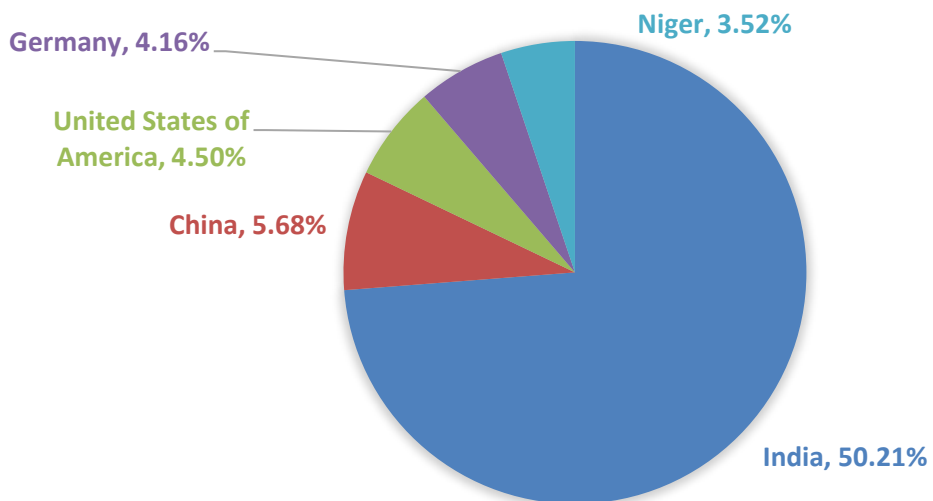
TOP 5 PRODUCTS FOR FEBRUARY 2020



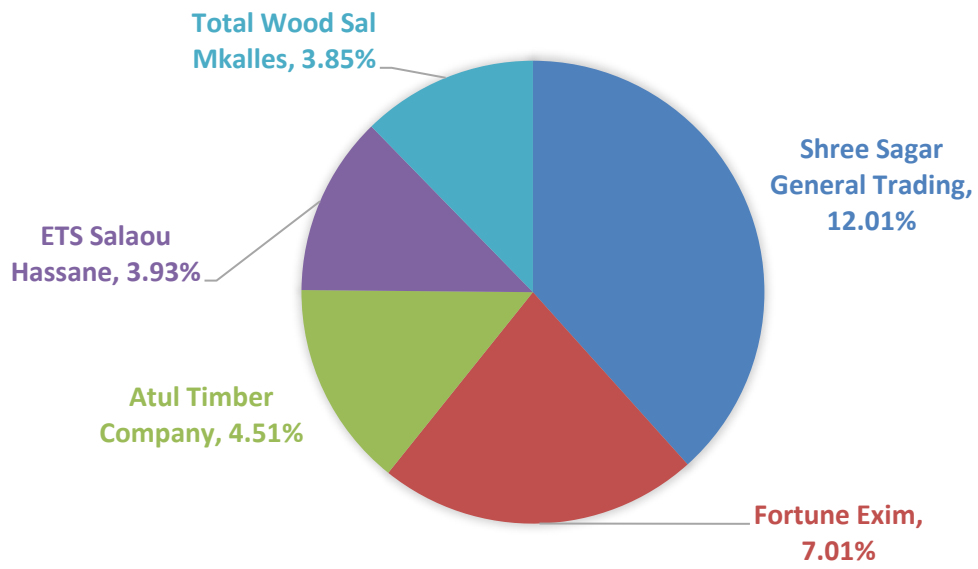
TOP 5 SPECIES FOR FEBRUARY 2020



TOP 5 DESTINATIONS FOR FEBRUARY 2020



TOP 5 BUYERS FOR FEBRUARY 2020



GHANA FORESTRY COMMISSION

V
I
S
S
I
O
N

“TO LEAVE FUTURE
GENERATIONS AND ITS
COMMUNITIES WITH RICHER,
BETTER, MORE VALUABLE
FORESTRY AND WILDLIFE
ENDOWMENTS THAN WE
INHERITED.”

M
I
S
S
I
O
N

“TO SUSTAINABLY
DEVELOP AND MANAGE
GHANA’S FORESTRY
AND WILDLIFE
RESOURCES.”