

Table of Contents: Timber and Wood Products Export

REPORT ON EXPORT OF TIMBER AND WOOD PRODUCTS, JANUARY 2020.....	3
SUMMARY OF WOOD PRODUCTS EXPORT	3
MARKET MIX FOR JANUARY 2020.....	4
TOP FIVE (5) CATEGORIES FOR THE MONTH OF JANUARY 2020 [SEE APPENDIX D]	7
TIMBER AND WOOD PRODUCTS ANALYTICS	8
SUMMARY REPORT ON EXPORT PRODUCTS JANUARY, 2020	8
LEADING EXPORTERS OF WOOD PRODUCTS FOR JANUARY 2020.....	8
LEADING EXPORTERS OF TOP FIVE (5) PRODUCTS BY SPECIES JANUARY 2020.....	9
LEADING BUYERS OF TOP FIVE (5) PRODUCTS BY SPECIES JANUARY 2020.....	10
MAJOR MARKETS OF GHANA’S WOOD PRODUCTS EXPORTS: JAN-DEC 2019/ 2020: VOLUME	11
EXPORT OF TIMBER AND WOOD PRODUCTS TO ECOWAS COUNTRIES: JAN-DEC 2019/ 2020	12
COMPARATIVE EXPORT STATISTICS FOR TIMBER AND WOOD PRODUCTS: JAN-DEC 2018 / 2019	12
TIMBER AND WOOD PRODUCTS CLASSIFICATION.....	13
EXPORT PERFORMANCE FOR TIMBER AND WOOD PRODUCTS	14
APPENDIX A	22
APPENDIX B	23
APPENDIX C	24
APPENDIX D	25



REPORT ON EXPORT OF TIMBER AND WOOD PRODUCTS, JANUARY 2020

SUMMARY OF WOOD PRODUCTS EXPORT

The export of Ghana's timber and wood products in the month of January, 2020 amounted to **€9,167,383.80** in value from the exported volume of **18,318.133m³** which represent decreases of **24.79%** in value and of **23.08%** in volume respectively as compared to an amount of **€12,189,467.08** gained from the exported volume of **23,815.241m³** documented in January, 2019. Sixty-Five (65) Exporters (with the topmost five [5] Samartex Timber and Plywood Company Limited, Fortune Exim Ghana Limited, Logs and Lumber Limited, Renas Prestige Company Limited and Duakron Ghana Limited with respect to exported volumes) were involved in the export of Nine (9) different wood products (with the best five [5] Lumber (Air Dried), Lumber (Kiln Dried), Plywood (Overland), Billet and Rotary Veneer with respect to manufactured volumes) in Thirty-Nine (39) Species (with the first [5] being Teak, Ceiba, Wawa, Denya and Mahogany with regards to volumes felled) to Thirty-Five (35) different countries (with the top [5] favourite destination India, Germany, China, Vietnam and Belgium in terms of shipping volumes) sold to Eighty-Nine (89) diverse Buyers (with the top five [5] being Shree Sagar General Trading, Fortune Exim, Alkernal Singapore PTE Limited, Bansal Lumbers PVT Limited and AIM Traders PTE Limited with regards to volumes purchased).

Cumulatively, Ghana secured **€9,167,383.80** from the export of **18,318.133m³** in January 2020. Comparatively, in the previous year for the same period under review **€12,189,467.08** was obtained from the export of **23,815.241m³** representing decreases of **24.79%** in value and **23.08%** in volume respectively.

Consequently, the overall Average Unit Price increased from **€512/m³** in January 2019 to **€500/m³** in January 2020, representing a deficit of **2.22%**.

Primary Products (Billets) accrued **€461,081.98 (5.03%)** from **1,223.154m³ (6.68%)** of the total export of wood products from January 2020. The figures indicate decreases of **46.60%** in volume and **43.94%** in value respectively compared to the timber export figures from January 2019 of **2,290.401m³ (9.62%)** valued at **€822,483.48 (6.75%)**. [See Appendix A].

Secondary Wood Products comprising of Lumber, Plywood, Veneer, Kindling, Boules formed the bulk of the country's wood export which generated **€8,258,932.55 (90.09%)** from a volume of **16,502.910m³ (90.09%)** from January 2020. The figures indicate decreases of **25.51%** in value and **21.83%** in volume compared to the contribution of **€11,087,090.49 (90.96%)** and **21,110.220m³ (88.64%)**, respectively from January 2019. [See Appendix B].

Tertiary Wood Products (Processed L/Mouldings, Dowels and Doors) contributed **€447,369.28 (4.88%)** from a volume of **592.069m³ (3.23%)** to the total wood products export from January 2020. Moreover, the figures indicate increases of **42.80%** in volume and **59.84%** in value compared to the contribution of **414.620m³ (1.74%)** and **€279,893.10 (2.30%)** from January 2019. [See Appendix C].

On the direction of Trade, Asian/Far East countries (favourite destinations) imported **12,774.259m³ (69.74%)** valued at **€5.85million (63.83%)** during the period of January, 2020; as the major destinations (in terms of value) for Ghana's wood products were India, China. Exports of timber products to these regions were Lumber (Air Dried) Billet, Lumber (Kiln Dried), Rotary Veneer and Sliced Veneer in Teak, Denya, Papao/ Apa, Wawa, Senya, Edinam, Koto / Kyere, Potrodum, Rubberwood, Ananta.

European imports accounted for **€1.77million (19.34%)** from a volume of **2,823.704m³ (15.41%)** to be the second major destination (in terms of value) for Ghana's wood products export during the month of January, 2020. Exports to Europe were Lumber (Kiln Dried), Processed L/ Mouldings, Sliced Veneer, Rotary Veneer, Lumber (Air Dried), Boules (Kiln Dried) and Boules (Air Dried) in Wawa, Asanфина, Koto / Kyere, Niangon, Ceiba, Sapele, Makore, Walnut / Lovoa, Chenchen, Hotrohotro / Fotie.

Wood product exports to **Africa** included Plywood (Overland), Sliced Veneer, Rotary Veneer, Processed L/ Mouldings, Lumber (Kiln Dried) and Lumber (Air Dried) yielded **€0.66million (7.17%)** from an exported volume of **1,620.156m³ (8.84%)**. Major destinations included Egypt, South Africa, Mauritius and Morocco; with the ECOWAS sub-region market having the largest share of 1,291.377m³ (79.71%) valued at €0.45million (68.65%) of the total African wood products exported from Ghana during the period of January, 2020. Wood products consisted mainly Plywood (Overland). Niger (Plywood in Ceiba), Burkina Faso (Plywood in Ceiba, Mixed Redwood, Sapele and Black Ofram), Togo (Plywood in Ceiba) and Benin (Plywood in Ceiba) were the main ECOWAS markets during the period under review.

American imports accounted for **€0.70million (7.67%)** from the volume of **825.634m³ (4.51%)** making it the fourth topmost destination (in terms of value) for Ghana's wood products export in January, 2020. Exports to America were mainly Lumber (Kiln Dried) and Rotary Veneer in Mahogany, Cedrela, Essa, Sapele, Ogea, Black Hyedua, Otie and Black Ofram.

MARKET MIX FOR JANUARY 2020

Species	Product	Destination	Exporter	Buyer
Teak	Lumber (Air Dried)	India	Fortune Exim Ghana Limited	Fortune Exim
			Renas Prestige Company Limited	Shree Sagar General Trading
			Duakron Ghana Limited	Bansal Lumbers PVT Limited
			Nasorp Merchantile Company Limited	AIM Traders PTE Limited
				CNNC Nuclear Power Company Limited
			K Lorvert Company Limited	Shree Sagar General Trading
			3RDI Shipping Agency Limited	Alkernal Singapore PTE Limited
			Regent Industries Ghana Limited	Shree Sagar General Trading
			Askraf International Company Limited	Alkernal Singapore PTE Limited
			PM Overseas Ghana Limited	Patiala Timber Stores
			Peacrok Company Limited	Shree Sagar General Trading
			Panchtatva Associates Limited	DMJ Impex PVT Limited
			Mawuli Elliot Limited	Kappa International PTE Limited
			Nirvana Ventures Limited	Lila Commodities
			F Wood and Trading Company Limited	Sheena International
			Multimodal Freight Services Limited	Shanghai Timber Furnishing Company Limited
			Juben Empire Ghana Limited	V K Timber Stores
			Beghap Company Limited	Atul Timber Company
			Geavag Company Limited	Atul Timber Company
			Egyir Company Limited	ASR Overseas
	Vickymart Plus Company Limited	Agarwalla Teak International PVT Limited		
	Jonada Global Company Limited	Success Company Limited		
	Geetanjali Trading Company Limited	Shree Ram Trading Company		
	Pradip Asmak Company Limited	Paramount Traders		
	Star K Import and Export Limited	Amirtha Universals		
Billet	India	Zenith Impex Ghana Limited	K A Agro Farm PVT Limited	
		Beloved Knowledge Links Limited	South Asia Timber Resources PTE Limited	
		Richtuah Company Limited	Abhishek Impex	
		Fortune Exim Ghana Limited	Fortune Exim	

			Star Exim Ghana Limited	Agarwalla Teak International PVT Limited
			Banyan Trade Africa Limited	Buddah Resorts PVT Limited
			AB Saab Timbers Limited	SNB Exports SA
			Speed Bee Timber Company Limited	Surya Export and Import
			Avenue Wood Limited	Maria International PTE Limited
			Jonada Global Company Limited	Success Company Limited
			Star K Import and Export Limited	Amirtha Universals
			AIM Manufacturing Company Limited	AIM Traders PTE Limited
			PM Overseas Ghana Limited	Patiala Timber Stores
		China	Africa Timber Resources Limited	South Asia Timber Resources PTE Limited
Vietnam	Gracefields Agriculture Limited	Inneri Interiors		
Ceiba	Plywood (Overland)	Niger	Jussak Company Limited	ETS Salaou Hassane
			Logs and Lumber Limited	ETS Salaou Hassane
			Wood Pillar Limited	ETS Salaou Hassane
		Burkina Faso	Wood Pillar Limited	Nana Commerce
				Ilak Commerce
			Bibiani Logging and Lumber Company Limited	Ilak Commerce
			John Bitar and Company Limited	Kabore Rasmene
		Benin	Jussak Company Limited	ETS Fajak Intercontinental Sarl
				ETS Adrico Import and Export
	Togo	Naumuro Forest Products Company Limited	ETS Vitro	
	Rotary Veneer	Spain	John Bitar and Company Limited	Total Wood Sal Mkalles
		Denmark	Logs and Lumber Limited	Keflico Haverland
		Egypt	Samartex Timber and Plywood Company Limited	El Reda Company
	Sliced Veneer	Morocco	Xylogi Company Limited	Innovbois
		Egypt	Samartex Timber and Plywood Company Limited	El Reda Company
Processed L/ Mouldings	Germany	Asuo Bomosadu Timber and Sawmill Limited	Van Hout International B V	
Wawa	Lumber (Kiln Dried)	Germany	Logs and Lumber Limited	Vöhringer GMBH and Company
				Protimber Holz Import and Export
			Adras Company Limited	Protimber Holz Import and Export
			Sunstex Company Limited	Sudeck and Company GMBH
			Asuo Bomosadu Timber and Sawmill Limited	Vöhringer GMBH and Company
			Tony Toffey Construction and Wood Processing	Protimber Holz Import and Export
			Specialized Timber Products Limited	Fritz Offermann GMBH
			Boison Construction Works Limited	Sudeck and Company GMBH
		Samartex Timber and Plywood Company Limited	Sudeck and Company GMBH	
		Belgium	Lethnass Limited	Wijma GMBH and Company

			Logs and Lumber Limited	Somex NV Haven Stockmans Wood Products	
			Specialized Timber Products Limited	Wijma GMBH and Company	
			Carpo Timber and Trading Limited	Wijma GMBH and Company	
		China	Samartex Timber and Plywood Company Limited	Intercontinental Timber and Trading	
		Ireland	Logs and Lumber Limited	RJC Agencies Limited	
		South Africa	Logs and Lumber Limited	J and K Timbers Limited	
	Processed L/ Mouldings	Germany	Samartex Timber and Plywood Company Limited	Fritz Offermann GMBH Merten Wood Products GMBH	
			Logs and Lumber Limited	Merten Wood Products GMBH	
		South Africa	Logs and Lumber Limited	J and K Timbers Limited	
		Finland	Logs and Lumber Limited	Transglobal GMBH	
Denya	Lumber (Air Dried)	Vietnam	Samartex Timber and Plywood Company Limited	Dat Huy Trading and Construction Joint Stock Tuan Thanh Trading Company Limited Tri Thanh Duc Company Limited	
			Phyibern Company Limited	A Phi International Trading	
			Saudi Arabia	Africa Timber Resources Limited	South Asia Timber Resources PTE Limited
		Stepsu Wood Company Limited		South Asia Timber Resources PTE Limited	
		Bangladesh	A List Enterprise Ghana Limited	South Asia Timber Resources PTE Limited	
		Belgium	Logs and Lumber Limited	HCI Trading	
		United Arab Emirates	Africa Timber Resources Limited	South Asia Timber Resources PTE Limited	
		Mauritius	Swiss Lumber Company Limited	Blue Resources	
		South Korea	Naumuro Forest Products Company Limited	Africa Wood Trading Company	
		China	Jonada Global Company Limited	Success Company Limited	
	Processed L/ Mouldings	France	Samartex Timber and Plywood Company Limited	CIBM Boulevard Ceinture	
		United Arab Emirates	Logs and Lumber Limited	Van Hout International B V	
	Mahogany	Lumber (Kiln Dried)	United States of America	Samartex Timber and Plywood Company Limited	Superior Timber and Deckings Limited
				Xylogi Company Limited	Baystate Industries
Adras Company Limited				Blue Resources	
Dominican Republic			Samartex Timber and Plywood Company Limited	Robinson Lumber Company Limited	
Canada		Samartex Timber and Plywood Company Limited	Superior Timber and Deckings Limited		
Sliced Veneer	China	Samartex Timber and Plywood Company Limited	Mondolegno Srl		

TOP FIVE (5) CATEGORIES FOR THE MONTH OF JANUARY 2020 [SEE APPENDIX D]

EXPORTER	Volume (m³)	% Share in Volume (m³) for January 2020
Samartex Timber and Plywood Company Limited	2,217.674	12.11%
Fortune Exim Ghana Limited	1,679.814	9.17%
Logs and Lumber Limited	1,326.305	7.24%
Renas Prestige Company Limited	1,044.612	5.70%
Duakron Ghana Limited	867.444	4.74%

PRODUCT	Volume (m³)	% Share in Volume (m³) for January 2020
Lumber (Air Dried)	11,132.620	60.77%
Lumber (Kiln Dried)	2,617.750	14.29%
Plywood (Overland)	1,291.377	7.05%
Billet	1,223.154	6.68%
Rotary Veneer	733.383	4.00%

SPECIES	Volume (m³)	% Share in Volume (m³) for January 2020
Teak	10,975.191	59.91%
Ceiba	1,631.521	8.91%
Wawa	1,164.186	6.36%
Denya	773.140	4.22%
Mahogany	478.724	2.61%

DESTINATION	Volume (m³)	% Share in Volume (m³) for January 2020
India	10,921.257	59.62%
Germany	1,069.962	5.84%
China	850.544	4.64%
Vietnam	757.808	4.14%
Belgium	666.767	3.64%

BUYER	Volume (m³)	% Share in Volume (m³) for January 2020
Shree Sagar General Trading	2,649.753	14.47%
Fortune Exim	1,733.871	9.47%
Alkemaal Singapore PTE Limited	1,102.572	6.02%
Bansal Lumbers PVT Limited	867.444	4.74%
AIM Traders PTE Limited	707.001	3.86%

TIMBER AND WOOD PRODUCTS ANALYTICS

SUMMARY REPORT ON EXPORT PRODUCTS JANUARY, 2020

PRODUCT	VOLUME (m ³)	VALUE (€)	CUMULATIVE: JANUARY 2020	
			VOLUME (m ³)	VALUE (€)
Lumber (Air Dried)	11,132.620	5,216,292.31	11,132.620	5,216,292.31
Lumber (Kiln Dried)	2,617.750	1,568,506.38	2,617.750	1,568,506.38
Sliced Veneer	625.876	667,034.75	625.876	667,034.75
Billet	1,223.154	461,081.98	1,223.154	461,081.98
Plywood (Overland)	1,291.377	451,029.68	1,291.377	451,029.68
Processed L/ Mouldings	592.069	447,369.28	592.069	447,369.28
Rotary Veneer	733.383	295,186.26	733.383	295,186.26
Boules (Kiln Dried)	53.452	32,978.62	53.452	32,978.62
Boules (Air Dried)	48.452	27,904.55	48.452	27,904.55
GRAND TOTAL	18,318.133	9,167,383.80	18,318.133	9,167,383.80

JANUARY 2020 AVERAGE EXCHANGE RATE
€ 1 = \$1.11
£ 1.18 = € 1

LEADING EXPORTERS OF WOOD PRODUCTS FOR JANUARY 2020

PRODUCT	EXPORTER	VOLUME (m ³)	VALUE (€)	€/m ³
Lumber (Air Dried)	Fortune Exim Ghana Limited	1,569.642	697,667.57	444.48
Lumber (Kiln Dried)	Samartex Timber and Plywood Company Limited	715.615	584,520.65	816.81
Sliced Veneer	Logs and Lumber Limited	319.484	392,536.54	1,228.66
Billet	Zenith Impex Ghana Limited	245.070	95,311.68	388.92
Plywood (Overland)	Jussak Company Limited	623.937	181,304.64	290.58
Processed L/ Mouldings	Samartex Timber and Plywood Company Limited	323.732	250,561.82	773.98
Rotary Veneer	Samartex Timber and Plywood Company Limited	303.905	174,975.02	575.76
Boules (Kiln Dried)	Samartex Timber and Plywood Company Limited	53.452	32,978.62	616.98
Boules (Air Dried)	Samartex Timber and Plywood Company Limited	48.452	27,904.55	575.92

LEADING EXPORTERS OF TOP FIVE (5) PRODUCTS BY SPECIES JANUARY 2020

SPECIES	EXPORTERS	VOLUME (m ³)	VALUE (€)	€/m ³
Teak	Fortune Exim Ghana Limited	1,679.814	740,515.24	440.83
Ceiba	Jussak Company Limited	623.937	181,304.64	290.58
Mahogany	Samartex Timber and Plywood Company Limited	370.686	346,724.82	935.36
Denya	Samartex Timber and Plywood Company Limited	394.890	241,338.58	611.15
Wawa	Logs and Lumber Limited	319.229	131,203.28	411.00
Asanfina	Logs and Lumber Limited	245.737	289,995.40	1,180.10
Papao/ Apa	Samartex Timber and Plywood Company Limited	98.338	101,076.70	1,027.85
Koto / Kyere	Logs and Lumber Limited	92.103	75,961.11	824.74
Sapele	Samartex Timber and Plywood Company Limited	122.136	105,503.37	863.82
Makore	Samartex Timber and Plywood Company Limited	134.622	105,336.90	782.47
Edinam	Samartex Timber and Plywood Company Limited	61.421	47,092.73	766.72
Cedrela	Emanro Wood Processing Limited	47.412	43,727.47	922.29
Odum	John Bitar and Company Limited	31.551	36,461.49	1,155.64
Chenchen	Logs and Lumber Limited	36.345	48,758.70	1,341.56
Senya	Jinta Industrial Limited	54.086	27,044.90	500.04
Walnut / Lovoa	Ibrahim and Sons Company Limited	141.338	55,121.82	390.00
Potrodum	Jonada Global Company Limited	54.224	36,151.87	666.71
Rubberwood	Evergrand International Trading Company Limited	154.465	34,327.96	222.24
Dahoma	Logs and Lumber Limited	66.357	28,533.51	430.00
Mixed Redwood	John Bitar and Company Limited	72.333	27,000.59	373.28
Ananta	Samartex Timber and Plywood Company Limited	72.492	26,582.26	366.69
Yaya	Samartex Timber and Plywood Company Limited	10.439	18,267.70	1,750.00
Black Ofram	Logs and Lumber Limited	19.113	10,640.12	556.70
Subaha	Boison Construction Works Limited	33.496	21,102.48	630.00
Black Hyedua	Xylogi Company Limited	11.692	13,641.62	1,166.75
Otie	Boison Construction Works Limited	34.279	12,854.63	375.00
Gmelina	GCKB Company Limited	57.259	10,180.09	177.79
Albizia	Logs and Lumber Limited	21.694	9,979.24	460.00
Kako / Ekki	G L Interlink Limited	20.097	7,636.86	380.00
Duabankye	Samartex Timber and Plywood Company Limited	17.751	5,720.17	322.24
Kokote	Logs and Lumber Limited	3.312	4,691.66	1,416.67
Niangon	Samartex Timber and Plywood Company Limited	0.510	849.78	1,666.67

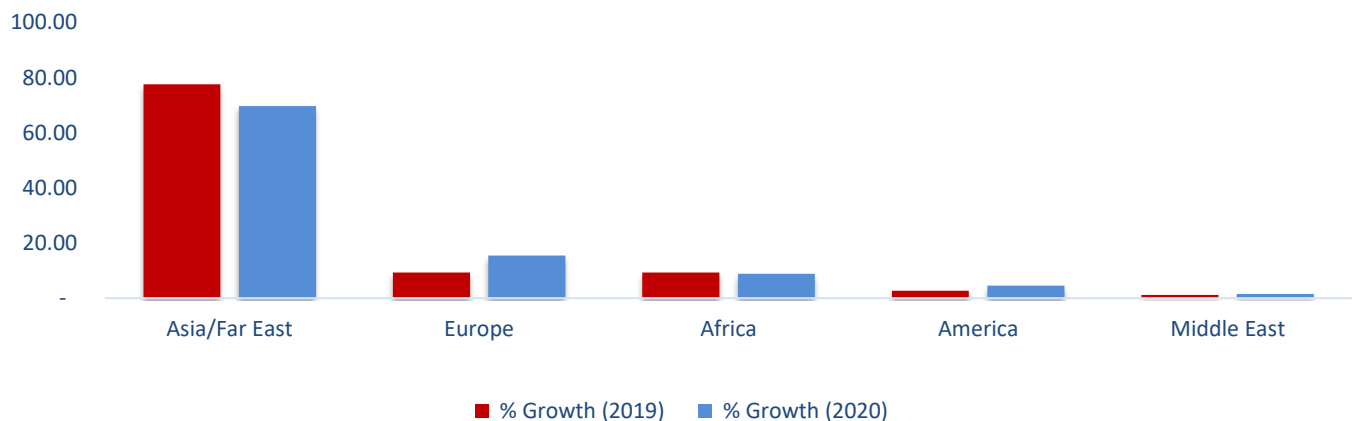
LEADING BUYERS OF TOP FIVE (5) PRODUCTS BY SPECIES JANUARY 2020

SPECIES	BUYERS	VOLUME (m ³)	VALUE (€)	€/m ³
Teak	Shree Sagar General Trading	2,649.753	1,177,750.55	444.48
Ceiba	ETS Salaou Hassane	634.655	190,318.58	299.88
Mahogany	Superior Timber and Deckings Limited	244.179	247,375.41	1,013.09
Denya	Dat Huy Trading and Construction Joint Stock	199.895	122,166.62	611.15
Wawa	Wijma GMBH and Company	214.875	85,530.05	398.05
Asanfina	Mondolegno Srl	157.312	171,850.62	1,092.42
Papao/ Apa	Dai Loi Trading Company Limited	98.338	101,076.70	1,027.85
Koto / Kyere	Wob Timber GMBH	174.686	104,626.63	598.94
Sapele	Lathams Direct Timber	65.241	52,845.21	810.00
Makore	El Reda Company	52.233	39,660.62	759.31
Edinam	Superior Timber and Deckings Limited	61.421	47,092.73	766.72
Cedrela	Sudeck and Company GMBH	47.412	43,727.47	922.29
Odum	Madar Building Materials	31.551	36,461.49	1,155.64
Chenchen	Keflico Haverland	18.113	30,187.72	1,666.67
Senya	Yes Young Trading Company Limited	54.086	27,044.90	500.04
Walnut / Lova	Wijma GMBH and Company	141.338	55,121.82	390.00
Potrodum	Success Company Limited	54.224	36,151.87	666.71
Rubberwood	Easy Step International Limited	154.465	34,327.96	222.24
Dahoma	J W Cappelen GMBH	66.357	28,533.51	430.00
Mixed Redwood	Ilak Commerce	72.333	27,000.59	373.28
Ananta	New Priyangika Timber Shop	54.410	19,951.73	366.69
Yaya	Mondolegno Srl	10.439	18,267.70	1,750.00
Black Ofram	Fritz Offermann GMBH	19.113	10,640.12	556.70
Subaha	Sudeck and Company GMBH	33.496	21,102.48	630.00
Black Hyedua	Baystate Industries	11.692	13,641.62	1,166.75
Otie	Sudeck and Company GMBH	34.279	12,854.63	375.00
Gmelina	Patiala Timber Stores	57.259	10,180.09	177.79
Albizia	Mourao Wood LDA	21.694	9,979.24	460.00
Kako / Ekki	Ace Timber	20.097	7,636.86	380.00
Duabankye	Nilantha Timber Stores	17.751	5,720.17	322.24
Kokote	Dama Legid Srl Tranciati Wood	3.312	4,691.66	1,416.67
Niangon	Mondolegno Srl	0.510	849.78	1,666.67

MAJOR MARKETS OF GHANA'S WOOD PRODUCTS EXPORTS: JAN-DEC 2019/ 2020: VOLUME

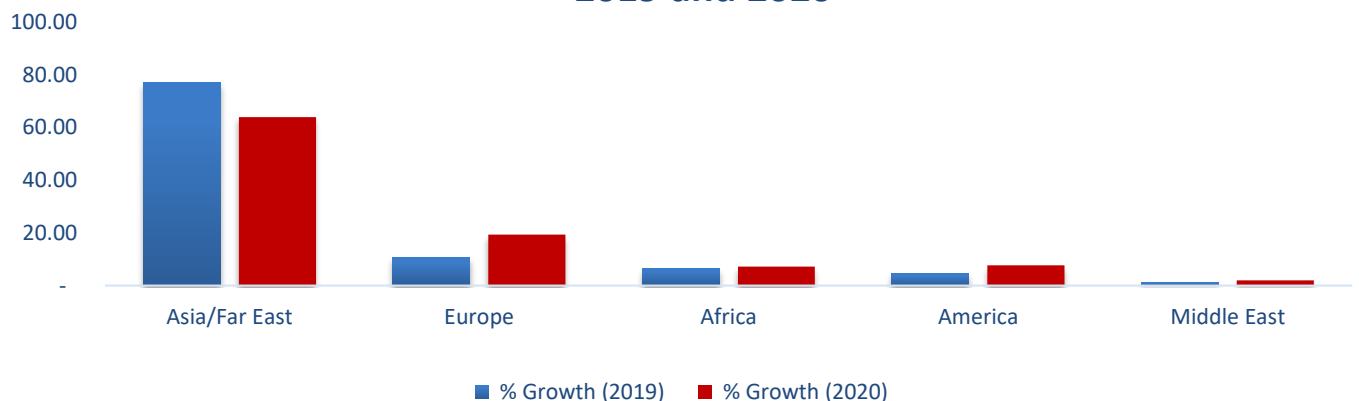
Volume(m ³) in thousands					
CONTINENT	JANUARY 2019	% Growth (2019)	JANUARY 2020	% Growth (2020)	Volume Variation
	Volume(m ³)		Volume(m ³)		
Asia/Far East	18.468	77.55	12.774	69.74	-7.81
Europe	2.204	9.26	2.824	15.41	6.16
Africa	2.205	9.26	1.620	8.84	-0.42
America	0.651	2.73	0.826	4.51	1.78
Middle East	0.287	1.21	0.274	1.50	0.29
Total	23.815	100.00	18.318	100.00	0.00

%in Volume (m³) for Exports in the Major Markets for January 2019 and 2020



Values (€) in millions					
CONTINENT	JANUARY 2019	% Growth (2019)	JANUARY 2020	% Growth (2020)	Value Variation
	Value(€)		Value(€)		
Asia/Far East	9.37	76.90	5.85	63.83	-13.07
Europe	1.28	10.47	1.77	19.34	8.86
Africa	0.81	6.63	0.66	7.17	0.54
America	0.57	4.69	0.70	7.67	2.98
Middle East	0.16	1.31	0.18	2.00	0.68
Total	12.18	100.00	9.17	100.00	0.00

% in Value (€) for Exports in the Major Markets for January 2019 and 2020



EXPORT OF TIMBER AND WOOD PRODUCTS TO ECOWAS COUNTRIES: JAN-DEC 2019/ 2020

ECOWAS COUNTRIES	JANUARY 2019			JANUARY 2020		
	Volume(m ³)	Value(€)	UNIT PRICE	Volume(m ³)	Value(€)	UNIT PRICE
Niger	411.389	131,696.817	320.13	634.655	190,318.58	299.88
Burkina Faso	700.735	239,802.780	342.22	318.559	137,056.09	430.24
Togo	297.680	106,305.076	357.11	142.886	66,670.52	466.60
Benin	446.013	155,635.366	348.95	195.277	56,984.49	291.81
Nigeria	94.444	44,807.236	474.43	-	-	-
Cote D'voire	29.555	22,149.541	749.44	-	-	-
TOTAL	1,979.816	700,396.82	353.77	1,291.377	451,029.68	349.26

COMPARATIVE EXPORT STATISTICS FOR TIMBER AND WOOD PRODUCTS: JAN-DEC 2018 / 2019

PRODUCT	% GROWTH			% GROWTH		
	JANUARY 2019	JANUARY 2020	% Growth in Volume	JANUARY 2019	JANUARY 2020	% Growth in Value
	Volume(m ³)	Volume(m ³)		Value(€)	Value(€)	
Lumber (Air Dried)	15,546.001	11,132.620	-28.39	8,257,497.87	5,216,292.31	-36.83
Lumber (Kiln Dried)	3,196.857	2,617.750	-18.11	1,773,305.76	1,568,506.38	-11.55
Plywood (Overland)	1,950.261	1,291.377	-33.78	678,247.28	451,029.68	-33.50
Processed L/Mouldings	414.620	592.069	42.80	279,893.10	447,369.28	59.84
Sliced Veneer	276.307	625.876	126.51	312,765.98	667,034.75	113.27
Rotary Veneer	80.740	733.383	808.33	36,776.79	295,186.26	702.64
Sliced Veneer (Overland)	29.555	-	-100.00	22,149.54	-	-100.00
Billet	2,290.401	1,223.154	-46.60	822,483.48	461,081.98	-43.94
Boules (Air Dried)	-	48.452	0.00	-	27,904.55	0.00
Boules (Kiln Dried)	-	53.452	0.00	-	32,978.62	0.00
Kindling	30.499	-	-100.00	6,347.27	-	-100.00
TOTAL	23,815.241	18,318.133	-23.08	12,189,467.07	9,167,383.80	-24.79

TIMBER AND WOOD PRODUCTS CLASSIFICATION

PRODUCT	JANUARY 2019			JANUARY 2020		
	Volume(m ³)	Value(€)	% Share in Value	Volume(m ³)	Value(€)	% Share in Value
PRIMARY						
Billet	2,290.401	822,483.48		1,223.154	461,081.98	
SUB TOTAL	2,290.401	822,483.48	6.75	1,223.154	461,081.98	5.03
SECONDARY						
Lumber (Air Dried)	15,546.001	8,257,497.87		11,132.620	5,216,292.31	
Lumber (Kiln Dried)	3,196.857	1,773,305.76		2,617.750	1,568,506.38	
Boules (Air Dried)	-	-		48.452	27,904.55	
Boules (Kiln Dried)	-	-		53.452	32,978.62	
Veneers	386.602	371,692.31		1,359.259	962,221.01	
Plywood (Overland)	1,950.261	678,247.28		1,291.377	451,029.68	
Kindling	30.499	6,347.27		-	-	
SUB TOTAL	21,110.220	11,087,090.49	90.96	16,502.910	8,258,932.55	90.09
TERTIARY						
Processed L/Mouldings	414.620	279,893.10		592.069	447,369.28	
SUB TOTAL	414.620	279,893.10	2.30	592.069	447,369.28	4.88
GRAND TOTAL	23,815.241	12,189,467.07	100.00	18,318.133	9,167,383.80	100.00

Product	m ³ /ft container
Logs	11-13m ³ /20ft
Other Products	20m ³ /20ft

EXPORT PERFORMANCE FOR TIMBER AND WOOD PRODUCTS

EXPORTERS PERFORMANCE - LUMBER (AIR DRIED)

EXPORTER	VOLUME (m ³)	VALUE (€)	CUMULATIVE: JANUARY 2020	
			VOLUME (m ³)	VALUE (€)
Fortune Exim Ghana Limited	1,569.642	697,667.57	1,569.642	697,667.57
Renas Prestige Company Limited	1,044.612	464,304.55	1,044.612	464,304.55
Duakron Ghana Limited	867.444	385,557.69	867.444	385,557.69
Samartex Timber and Plywood Company Limited	583.471	374,717.71	583.471	374,717.71
Nasorp Merchantile Company Limited	738.792	328,375.02	738.792	328,375.02
K Lorvert Company Limited	614.822	273,273.38	614.822	273,273.38
3RDI Shipping Agency Limited	596.549	265,151.47	596.549	265,151.47
Regent Industries Ghana Limited	522.040	232,034.04	522.040	232,034.04
Askraf International Company Limited	506.023	224,914.88	506.023	224,914.88
PM Overseas Ghana Limited	486.035	216,030.70	486.035	216,030.70
Peacrok Company Limited	468.279	208,138.59	468.279	208,138.59
Jonada Global Company Limited	273.091	191,475.73	273.091	191,475.73
Panchtatva Associates Limited	379.427	168,646.04	379.427	168,646.04
Mawuli Elliot Limited	290.742	129,227.72	290.742	129,227.72
Nirvana Ventures Limited	288.698	128,319.22	288.698	128,319.22
F Wood and Trading Company Limited	252.847	112,384.32	252.847	112,384.32
Multimodal Freight Services Limited	198.601	88,273.30	198.601	88,273.30
Juben Empire Ghana Limited	198.149	88,072.40	198.149	88,072.40
Beghap Company Limited	181.241	80,557.20	181.241	80,557.20
Geavag Company Limited	180.260	80,121.17	180.260	80,121.17
Richtuah Company Limited	54.057	55,562.48	54.057	55,562.48
Phyibern Company Limited	90.046	55,031.97	90.046	55,031.97
Egyir Company Limited	111.735	49,663.48	111.735	49,663.48
Africa Timber Resources Limited	72.342	41,800.53	72.342	41,800.53
Vickymart Plus Company Limited	90.025	40,013.92	90.025	40,013.92
Geetanjali Trading Company Limited	72.005	32,004.47	72.005	32,004.47
Logs and Lumber Limited	65.690	30,657.36	65.690	30,657.36
A List Enterprise Ghana Limited	54.129	30,073.77	54.129	30,073.77
Jinta Industrial Limited	54.086	27,044.90	54.086	27,044.90
Pradip Asmak Company Limited	54.187	24,084.80	54.187	24,084.80
Delin Wood Limited	36.823	18,412.79	36.823	18,412.79
Boison Construction Works Limited	22.077	16,557.75	22.077	16,557.75
Star K Import and Export Limited	36.200	16,090.02	36.200	16,090.02
Swiss Lumber Company Limited	20.592	12,584.88	20.592	12,584.88
Naumuro Forest Products Company Limited	19.744	11,717.71	19.744	11,717.71
Stepsu Wood Company Limited	18.020	10,111.93	18.020	10,111.93
G L Interlink Limited	20.097	7,636.86	20.097	7,636.86
GRAND TOTAL	11,132.620	5,216,292.31	11,132.620	5,216,292.31

MOVING SPECIES - LUMBER (AIR DRIED)

SPECIES	VOLUME (m ³)	VALUE (€)	CUMULATIVE: JANUARY 2020	
			VOLUME (m ³)	VALUE (€)
Teak	9,821.296	4,365,326.43	9,821.296	4,365,326.43
Denya	731.764	434,341.33	731.764	434,341.33
Papao/ Apa	265.289	266,543.16	265.289	266,543.16
Senya	128.013	64,010.99	128.013	64,010.99
Potrodum	54.224	36,151.87	54.224	36,151.87
Ananta	72.492	26,582.26	72.492	26,582.26
Albizia	21.694	9,979.24	21.694	9,979.24
Kako / Ekki	20.097	7,636.86	20.097	7,636.86
Duabankye	17.751	5,720.17	17.751	5,720.17
GRAND TOTAL	11,132.620	5,216,292.31	11,132.620	5,216,292.31

DIRECTION OF TRADE - LUMBER (AIR DRIED)

DESTINATION	VOLUME (m ³)	VALUE (€)	CUMULATIVE: JANUARY 2020	
			VOLUME (m ³)	VALUE (€)
India	9,821.296	4,365,326.43	9,821.296	4,365,326.43
Vietnam	641.408	451,066.18	641.408	451,066.18
China	309.059	223,014.22	309.059	223,014.22
Sri Lanka	90.243	32,302.43	90.243	32,302.43
Saudi Arabia	54.286	31,067.09	54.286	31,067.09
Bangladesh	54.129	30,073.77	54.129	30,073.77
Belgium	64.093	28,314.98	64.093	28,314.98
United Arab Emirates	36.076	20,845.37	36.076	20,845.37
Mauritius	20.592	12,584.88	20.592	12,584.88
South Korea	19.744	11,717.71	19.744	11,717.71
Portugal	21.694	9,979.24	21.694	9,979.24
GRAND TOTAL	11,132.620	5,216,292.31	11,132.620	5,216,292.31

EXPORTERS PERFORMANCE - LUMBER (KILN DRIED)

EXPORTER	VOLUME (m ³)	VALUE (€)	CUMULATIVE: JANUARY 2020	
			VOLUME (m ³)	VALUE (€)
Samartex Timber and Plywood Company Limited	715.615	584,520.65	715.615	584,520.65
Logs and Lumber Limited	543.183	261,181.15	543.183	261,181.15
Boison Construction Works Limited	190.361	103,180.04	190.361	103,180.04
Adras Company Limited	156.471	93,415.50	156.471	93,415.50
Xylogi Company Limited	99.088	86,595.40	99.088	86,595.40
Specialized Timber Products Limited	160.608	75,278.94	160.608	75,278.94
Ibrahim and Sons Company Limited	141.338	55,121.82	141.338	55,121.82
Emanro Wood Processing Limited	47.412	43,727.47	47.412	43,727.47
Evergreen Timbers Limited	45.956	43,405.93	45.956	43,405.93
Lethnass Limited	94.244	36,755.16	94.244	36,755.16
John Bitar and Company Limited	31.551	36,461.49	31.551	36,461.49
Akwadiaso Company Limited	36.703	34,867.85	36.703	34,867.85
Evergrand International Trading Company Limited	154.465	34,327.96	154.465	34,327.96
Sunstex Company Limited	51.191	21,090.69	51.191	21,090.69
Carpo Timber and Trading Limited	51.479	20,076.81	51.479	20,076.81

Asuo Bomosadu Timber and Sawmill Limited	49.274	19,463.23	49.274	19,463.23
Tony Toffey Construction and Wood Processing	48.811	19,036.29	48.811	19,036.29
GRAND TOTAL	2,617.750	1,568,506.38	2,617.750	1,568,506.38

MOVING SPECIES - LUMBER (KILN DRIED)

SPECIES	VOLUME (m ³)	VALUE (€)	CUMULATIVE: JANUARY 2020	
			VOLUME (m ³)	VALUE (€)
Mahogany	458.715	430,367.65	458.715	430,367.65
Wawa	962.470	396,860.18	962.470	396,860.18
Koto / Kyere	222.496	133,312.63	222.496	133,312.63
Sapele	129.087	116,408.31	129.087	116,408.31
Edinam	129.437	93,195.70	129.437	93,195.70
Cedrela	93.368	87,133.40	93.368	87,133.40
Odum	85.075	79,235.21	85.075	79,235.21
Walnut / Lovoa	141.338	55,121.82	141.338	55,121.82
Makore	61.137	46,973.88	61.137	46,973.88
Rubberwood	154.465	34,327.96	154.465	34,327.96
Dahoma	66.357	28,533.51	66.357	28,533.51
Subaha	33.496	21,102.48	33.496	21,102.48
Black Ofram	34.338	19,437.40	34.338	19,437.40
Black Hyedua	11.692	13,641.62	11.692	13,641.62
Otie	34.279	12,854.63	34.279	12,854.63
GRAND TOTAL	2,617.750	1,568,506.38	2,617.750	1,568,506.38

DIRECTION OF TRADE - LUMBER (KILN DRIED)

DESTINATION	VOLUME (m ³)	VALUE (€)	CUMULATIVE: JANUARY 2020	
			VOLUME (m ³)	VALUE (€)
United States of America	437.745	417,981.52	437.745	417,981.52
Germany	815.746	399,477.01	815.746	399,477.01
Belgium	484.332	208,360.15	484.332	208,360.15
China	282.849	100,128.65	282.849	100,128.65
Dominican Republic	106.498	85,267.92	106.498	85,267.92
United Arab Emirates	134.373	74,636.47	134.373	74,636.47
Canada	67.231	70,971.03	67.231	70,971.03
United Kingdom	65.241	52,845.21	65.241	52,845.21
Pakistan	61.421	47,092.73	61.421	47,092.73
Saudi Arabia	31.551	36,461.49	31.551	36,461.49
Barbados	31.372	29,282.59	31.372	29,282.59
Ireland	40.607	17,401.63	40.607	17,401.63
South Korea	19.113	10,640.12	19.113	10,640.12
South Africa	22.850	10,054.00	22.850	10,054.00
Turkey	16.821	7,905.87	16.821	7,905.87
GRAND TOTAL	2,617.750	1,568,506.38	2,617.750	1,568,506.38

EXPORTERS PERFORMANCE - SLICED VENEER

EXPORTER	VOLUME (m ³)	VALUE (€)	CUMULATIVE: JANUARY 2020	
			VOLUME (m ³)	VALUE (€)
Logs and Lumber Limited	319.484	392,536.54	319.484	392,536.54
Samartex Timber and Plywood Company Limited	189.047	150,930.35	189.047	150,930.35
John Bitar and Company Limited	68.140	89,851.32	68.140	89,851.32
Xylogi Company Limited	49.204	33,716.55	49.204	33,716.55
GRAND TOTAL	625.876	667,034.75	625.876	667,034.75

MOVING SPECIES - SLICED VENEER

SPECIES	VOLUME (m ³)	VALUE (€)	CUMULATIVE: JANUARY 2020	
			VOLUME (m ³)	VALUE (€)
Asanfina	275.043	312,072.75	275.043	312,072.75
Koto / Kyere	56.197	90,455.45	56.197	90,455.45
Chenchen	63.317	68,960.22	63.317	68,960.22
Makore	73.485	58,363.02	73.485	58,363.02
Ceiba	75.941	50,551.74	75.941	50,551.74
Sapele	44.358	42,691.40	44.358	42,691.40
Yaya	13.705	24,317.25	13.705	24,317.25
Mahogany	20.009	14,081.49	20.009	14,081.49
Kokote	3.312	4,691.66	3.312	4,691.66
Niangon	0.510	849.78	0.510	849.78
GRAND TOTAL	625.876	667,034.75	625.876	667,034.75

DIRECTION OF TRADE - SLICED VENEER

DESTINATION	VOLUME (m ³)	VALUE (€)	CUMULATIVE: JANUARY 2020	
			VOLUME (m ³)	VALUE (€)
Italy	314.482	379,518.40	314.482	379,518.40
China	68.569	75,796.62	68.569	75,796.62
Egypt	91.139	63,257.13	91.139	63,257.13
Spain	42.205	44,058.29	42.205	44,058.29
Morocco	49.204	33,716.55	49.204	33,716.55
Denmark	18.113	30,187.72	18.113	30,187.72
India	20.912	21,797.64	20.912	21,797.64
Latvia	21.252	18,702.39	21.252	18,702.39
GRAND TOTAL	625.876	667,034.75	625.876	667,034.75

EXPORTERS PERFORMANCE - BILLET

EXPORTER	VOLUME (m ³)	VALUE (€)	CUMULATIVE: JANUARY 2020	
			VOLUME (m ³)	VALUE (€)
Zenith Impex Ghana Limited	245.070	95,311.68	245.070	95,311.68
Beloved Knowledge Links Limited	132.230	51,426.38	132.230	51,426.38
Richtuah Company Limited	121.193	47,133.91	121.193	47,133.91
Fortune Exim Ghana Limited	110.172	42,847.67	110.172	42,847.67
Africa Timber Resources Limited	100.033	36,370.94	100.033	36,370.94
Star Exim Ghana Limited	88.830	34,547.42	88.830	34,547.42
Banyan Trade Africa Limited	88.425	34,389.91	88.425	34,389.91

AB Saab Timbers Limited	88.129	34,274.79	88.129	34,274.79
Gracefields Agriculture Limited	44.072	17,140.31	44.072	17,140.31
Speed Bee Timber Company Limited	33.822	13,153.92	33.822	13,153.92
GCKB Company Limited	57.259	10,180.09	57.259	10,180.09
Avenue Wood Limited	24.000	9,333.99	24.000	9,333.99
Jonada Global Company Limited	23.002	8,945.85	23.002	8,945.85
Star K Import and Export Limited	22.700	8,828.40	22.700	8,828.40
AIM Manufacturing Company Limited	22.213	8,638.99	22.213	8,638.99
PM Overseas Ghana Limited	22.004	8,557.71	22.004	8,557.71
GRAND TOTAL	1,223.154	461,081.98	1,223.154	461,081.98

MOVING SPECIES - BILLET

SPECIES	VOLUME (m ³)	VALUE (€)	CUMULATIVE: JANUARY 2020	
			VOLUME (m ³)	VALUE (€)
Teak	1,153.895	448,768.40	1,153.895	448,768.40
Gmelina	69.259	12,313.57	69.259	12,313.57
GRAND TOTAL	1,223.154	461,081.98	1,223.154	461,081.98

DIRECTION OF TRADE - BILLET

DESTINATION	VOLUME (m ³)	VALUE (€)	CUMULATIVE: JANUARY 2020	
			VOLUME (m ³)	VALUE (€)
India	1,079.049	407,570.72	1,079.049	407,570.72
China	100.033	36,370.94	100.033	36,370.94
Vietnam	44.072	17,140.31	44.072	17,140.31
GRAND TOTAL	1,223.154	461,081.98	1,223.154	461,081.98

EXPORTERS PERFORMANCE - PLYWOOD (OVERLAND)

EXPORTER	VOLUME (m ³)	VALUE (€)	CUMULATIVE: JANUARY 2020	
			VOLUME (m ³)	VALUE (€)
Jussak Company Limited	623.937	181,304.64	623.937	181,304.64
Wood Pillar Limited	269.103	83,058.00	269.103	83,058.00
Naumuro Forest Products Company Limited	142.886	66,670.52	142.886	66,670.52
John Bitar and Company Limited	72.378	57,195.71	72.378	57,195.71
Logs and Lumber Limited	110.737	34,299.23	110.737	34,299.23
Bibiani Logging and Lumber Company Limited	72.336	28,501.58	72.336	28,501.58
GRAND TOTAL	1,291.377	451,029.68	1,291.38	451,029.68

MOVING SPECIES - PLYWOOD (OVERLAND)

SPECIES	VOLUME (m ³)	VALUE (€)	CUMULATIVE: JANUARY 2020	
			VOLUME (m ³)	VALUE (€)
Ceiba	1,219.030	413,651.15	1,219.030	413,651.15
Mixed Redwood	72.333	27,000.59	72.333	27,000.59
Sapele	0.011	7,933.45	0.011	7,933.45
Black Ofram	0.003	2,444.49	0.003	2,444.49
GRAND TOTAL	1,291.377	451,029.68	1,291.377	451,029.68

DIRECTION OF TRADE - PLYWOOD (OVERLAND)

DESTINATION	VOLUME (m ³)	VALUE (€)	CUMULATIVE: JANUARY 2020	
			VOLUME (m ³)	VALUE (€)
Niger	634.655	190,318.58	634.655	190,318.58
Burkina Faso	318.559	137,056.09	318.559	137,056.09
Togo	142.886	66,670.52	142.886	66,670.52
Benin	195.277	56,984.49	195.277	56,984.49
GRAND TOTAL	1,291.377	451,029.68	1,291.377	451,029.68

EXPORTERS PERFORMANCE - PROCESSED L/MOULDINGS

EXPORTER	VOLUME (m ³)	VALUE (€)	CUMULATIVE: JANUARY 2020	
			VOLUME (m ³)	VALUE (€)
Samartex Timber and Plywood Company Limited	323.732	250,561.82	323.732	250,561.82
Logs and Lumber Limited	222.847	169,513.46	222.847	169,513.46
Asuo Bomosadu Timber and Sawmill Limited	45.490	27,294.00	45.490	27,294.00
GRAND TOTAL	592.069	447,369.28	592.069	447,369.28

MOVING SPECIES - PROCESSED L/MOULDINGS

SPECIES	VOLUME (m ³)	VALUE (€)	CUMULATIVE: JANUARY 2020	
			VOLUME (m ³)	VALUE (€)
Wawa	201.716	99,809.05	201.716	99,809.05
Niangon	58.592	66,936.84	58.592	66,936.84
Hotrohoto / Fotie	54.440	43,911.90	54.440	43,911.90
Edinam	36.388	38,367.69	36.388	38,367.69
Denya	41.376	36,097.04	41.376	36,097.04
Ceiba	45.490	27,294.00	45.490	27,294.00
Guarea	24.697	26,952.70	24.697	26,952.70
Black Ofram	36.022	26,212.13	36.022	26,212.13
Sapele	20.935	23,028.50	20.935	23,028.50
Papao/ Apa	14.068	20,990.00	14.068	20,990.00
Dahoma	20.372	14,260.40	20.372	14,260.40
Bilinga	26.481	14,034.93	26.481	14,034.93
Kusia	7.752	6,201.60	7.752	6,201.60
Cedrela	3.740	3,272.50	3.740	3,272.50
GRAND TOTAL	592.069	447,369.28	592.069	447,369.28

DIRECTION OF TRADE - PROCESSED L/MOULDINGS

DESTINATION	VOLUME (m ³)	VALUE (€)	CUMULATIVE: JANUARY 2020	
			VOLUME (m ³)	VALUE (€)
Germany	254.216	138,341.90	254.216	138,341.90
Belgium	118.342	109,304.32	118.342	109,304.32
France	110.866	99,174.14	110.866	99,174.14
Greece	22.186	24,582.09	22.186	24,582.09
Portugal	20.935	23,028.50	20.935	23,028.50
Finland	23.553	21,689.64	23.553	21,689.64
United Arab Emirates	18.094	20,265.28	18.094	20,265.28
South Africa	23.877	10,983.42	23.877	10,983.42
GRAND TOTAL	592.069	447,369.28	592.069	447,369.28

EXPORTERS PERFORMANCE - ROTARY VENEER

EXPORTER	VOLUME (m ³)	VALUE (€)	CUMULATIVE: JANUARY 2020	
			VOLUME (m ³)	VALUE (€)
Samartex Timber and Plywood Company Limited	303.905	174,975.02	303.905	174,975.02
John Bitar and Company Limited	202.752	65,032.76	202.752	65,032.76
Logs and Lumber Limited	64.364	33,868.18	64.364	33,868.18
Miro Forestry Ghana Limited	162.362	21,310.30	162.362	21,310.30
GRAND TOTAL	733.383	295,186.26	733.383	295,186.26

MOVING SPECIES - ROTARY VENEER

SPECIES	VOLUME (m ³)	VALUE (€)	CUMULATIVE: JANUARY 2020	
			VOLUME (m ³)	VALUE (€)
Ceiba	291.060	112,947.74	291.060	112,947.74
Essa	119.024	68,774.24	119.024	68,774.24
Chenchen	97.173	61,332.31	97.173	61,332.31
Ogea	38.260	18,068.77	38.260	18,068.77
Otie	25.504	12,752.89	25.504	12,752.89
Gmelina	90.034	11,505.15	90.034	11,505.15
Eucalyptus	72.328	9,805.15	72.328	9,805.15
GRAND TOTAL	733.383	295,186.26	733.383	295,186.26

DIRECTION OF TRADE - ROTARY VENEER

DESTINATION	VOLUME (m ³)	VALUE (€)	CUMULATIVE: JANUARY 2020	
			VOLUME (m ³)	VALUE (€)
Egypt	121.117	75,379.12	121.117	75,379.12
Spain	202.752	65,032.76	202.752	65,032.76
United States of America	123.276	63,224.91	123.276	63,224.91
Canada	59.512	36,370.99	59.512	36,370.99
Denmark	48.300	23,908.50	48.300	23,908.50
China	90.034	11,505.15	90.034	11,505.15
Netherlands	16.064	9,959.68	16.064	9,959.68
Vietnam	72.328	9,805.15	72.328	9,805.15
GRAND TOTAL	733.383	295,186.26	733.383	295,186.26

EXPORTERS PERFORMANCE - BOULES (KILN DRIED)

EXPORTER	VOLUME (m ³)	VALUE (€)	CUMULATIVE: JANUARY 2020	
			VOLUME (m ³)	VALUE (€)
Samartex Timber and Plywood Company Limited	53.452	32,978.62	53.452	32,978.62
GRAND TOTAL	53.452	32,978.62	53.452	32,978.62

MOVING SPECIES - BOULES (KILN DRIED)

SPECIES	VOLUME (m ³)	VALUE (€)	CUMULATIVE: JANUARY 2020	
			VOLUME (m ³)	VALUE (€)
Niangon	53.452	32,978.62	53.452	32,978.62
GRAND TOTAL	53.452	32,978.62	53.452	32,978.62

DIRECTION OF TRADE - BOULES (KILN DRIED)

DESTINATION	VOLUME (m ³)	VALUE (€)	CUMULATIVE: JANUARY 2020	
			VOLUME (m ³)	VALUE (€)
Italy	53.452	32,978.62	53.452	32,978.62
GRAND TOTAL	53.452	32,978.62	53.452	32,978.62

EXPORTERS PERFORMANCE - BOULES (AIR DRIED)

EXPORTER	VOLUME (m ³)	VALUE (€)	CUMULATIVE: JANUARY 2020	
			VOLUME (m ³)	VALUE (€)
Samartex Timber and Plywood Company Limited	48.452	27,904.55	48.452	27,904.55
GRAND TOTAL	48.452	27,904.55	48.452	27,904.55

MOVING SPECIES - BOULES (AIR DRIED)


SPECIES	VOLUME (m ³)	VALUE (€)	CUMULATIVE: JANUARY 2020	
			VOLUME (m ³)	VALUE (€)
Niangon	48.452	27,904.55	48.452	27,904.55
GRAND TOTAL	48.452	27,904.55	48.452	27,904.55

DIRECTION OF TRADE - BOULES (AIR DRIED)


DESTINATION	VOLUME (m ³)	VALUE (€)	CUMULATIVE: JANUARY 2020	
			VOLUME (m ³)	VALUE (€)
Italy	48.452	27,904.55	48.452	27,904.55
GRAND TOTAL	48.452	27,904.55	48.452	27,904.55

APPENDIX A

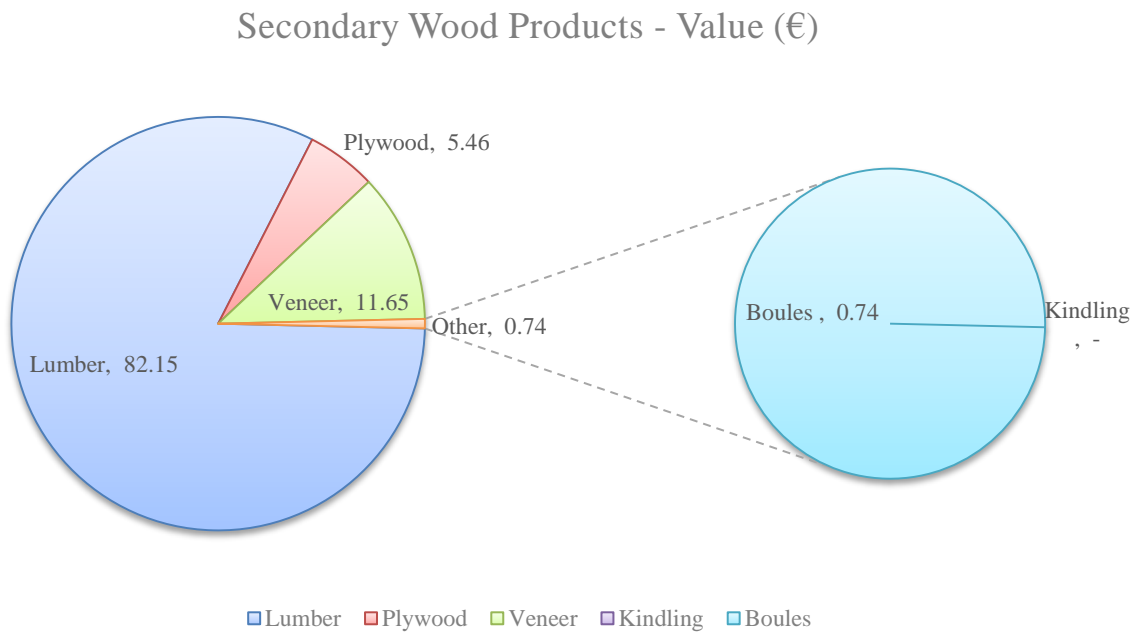
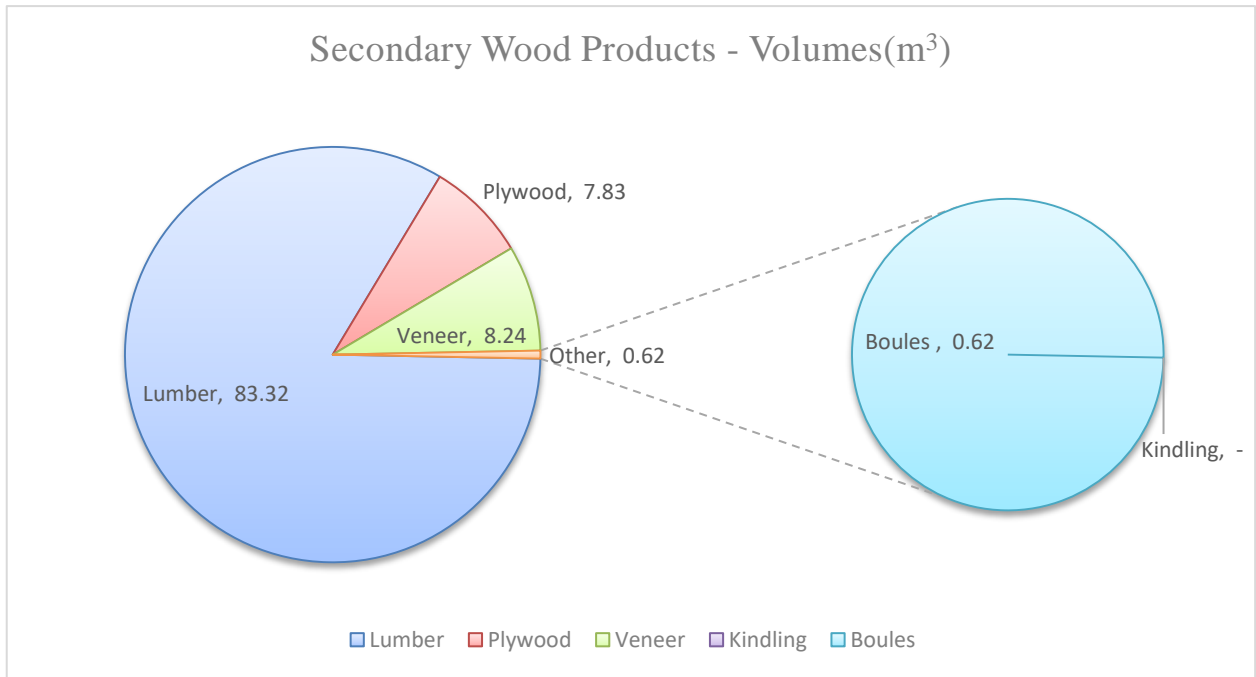
Cumulative Volumes (m³) for Primary Wood Products - January 2020



Cumulative Values (€) for Primary Wood Products - January 2020

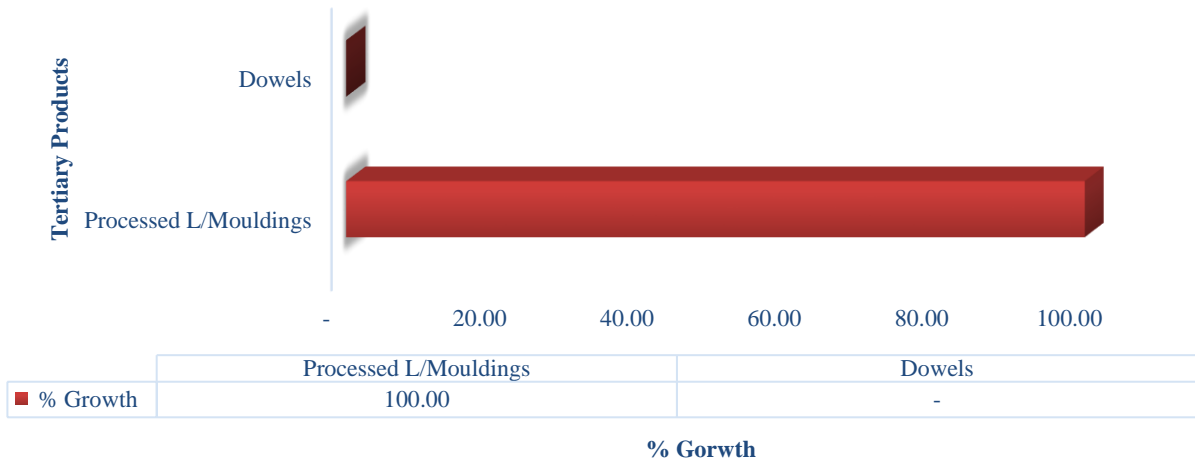


APPENDIX B

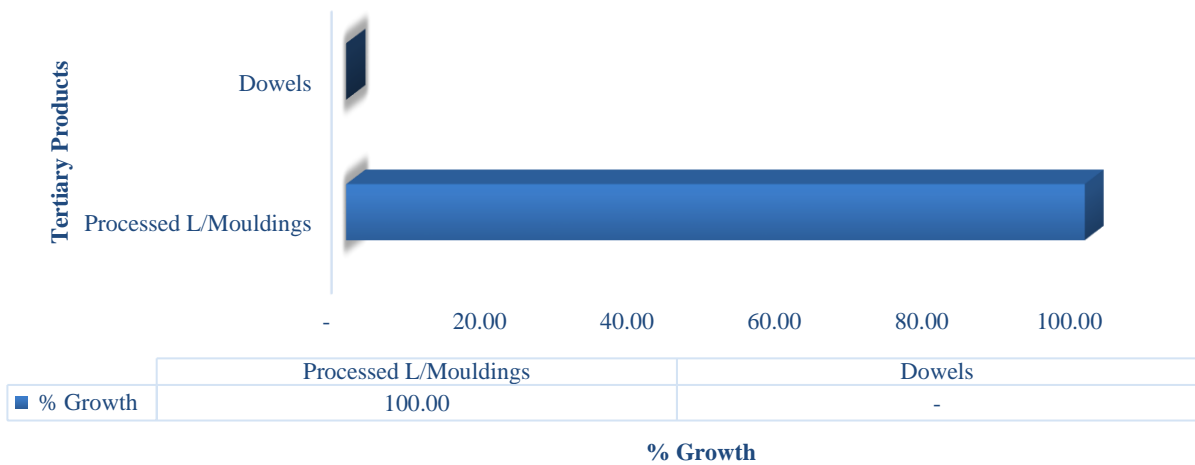


APPENDIX C

Cumulative Volumes (m³) for Tertiary Wood Products - January 2020

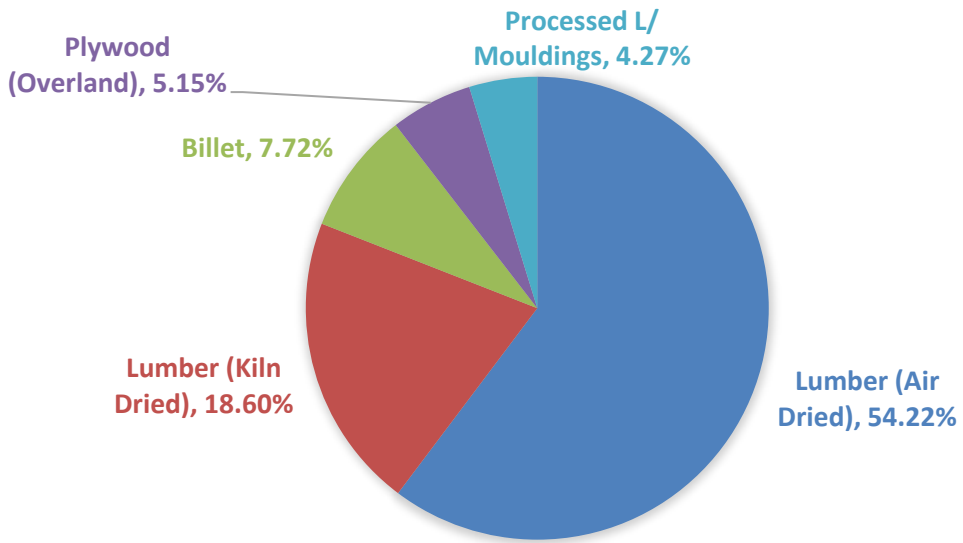


Cumulative Values (€) for Tertiary Wood Products - January 2020

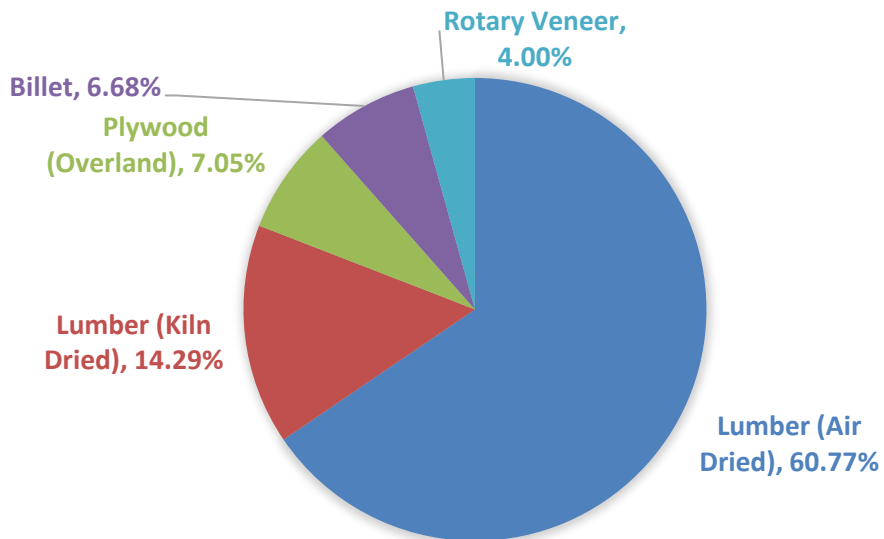


APPENDIX D

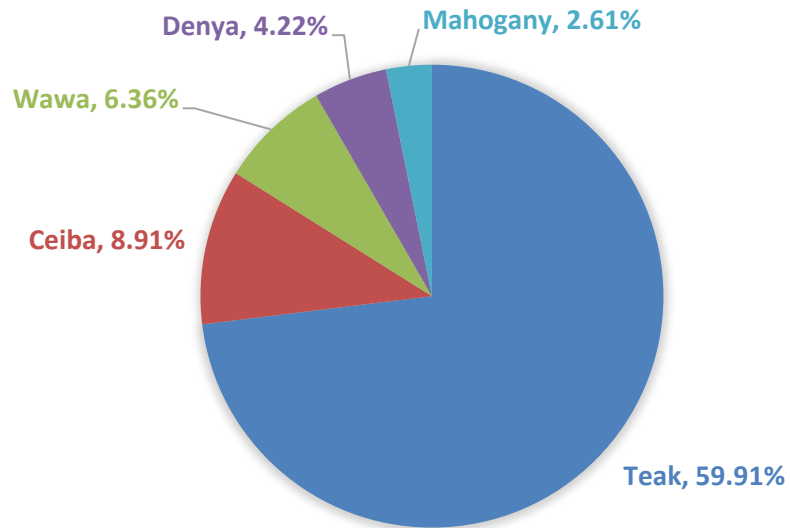
TOP 5 PRODUCTS FOR NOVEMBER 2019



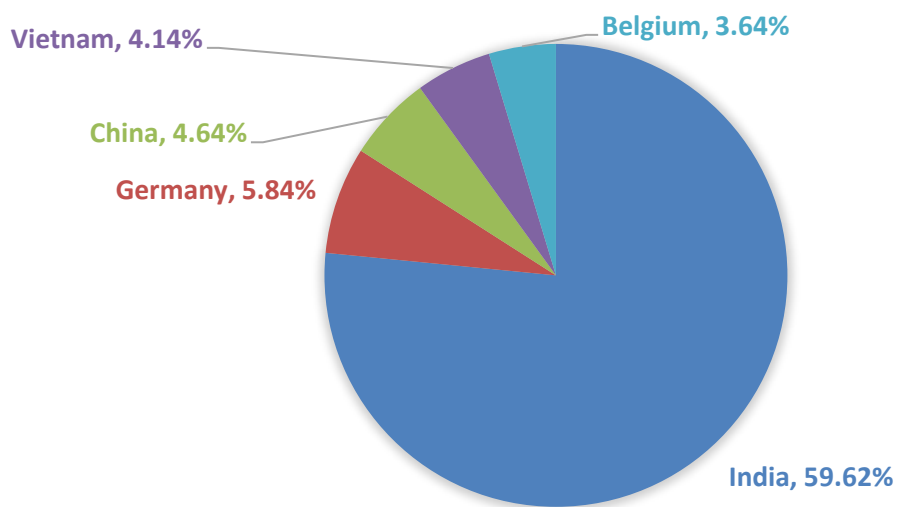
TOP 5 PRODUCTS FOR JANUARY 2020



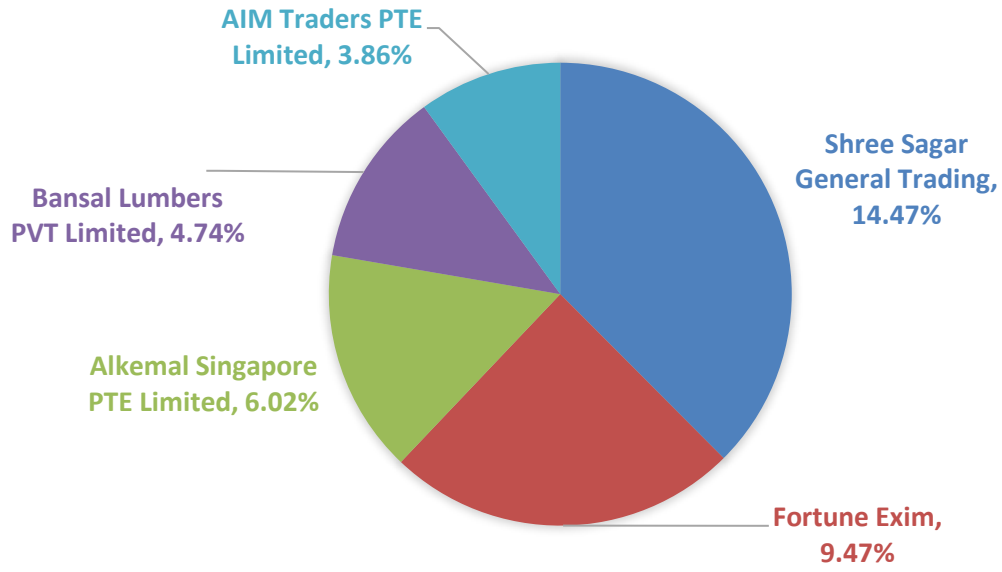
TOP 5 SPECIES FOR JANUARY 2020



TOP 5 DESTINATIONS FOR JANUARY 2020



TOP 5 BUYERS FOR JANUARY 2020



GHANA FORESTRY COMMISSION

V
I
S
S
I
O
N

“TO LEAVE FUTURE
GENERATIONS AND ITS
COMMUNITIES WITH RICHER,
BETTER, MORE VALUABLE
FORESTRY AND WILDLIFE
ENDOWMENTS THAN WE
INHERITED.”

M
I
S
S
I
O
N

“TO SUSTAINABLY
DEVELOP AND MANAGE
GHANA’S FORESTRY
AND WILDLIFE
RESOURCES.”