



REPORT ON EXPORT OF TIMBER AND WOOD PRODUCTS JUNE, 2020

Table of Contents: Timber and Wood Products Export

REPORT ON EXPORT OF TIMBER AND WOOD PRODUCTS, JUNE 2020	3
SUMMARY OF WOOD PRODUCTS EXPORT	3
MARKET MIX FOR JUNE 2020	4
TOP FIVE (5) CATEGORIES FOR THE MONTH OF JUNE 2020 [SEE APPENDIX D]	8
TIMBER AND WOOD PRODUCTS ANALYTICS	9
SUMMARY REPORT ON EXPORT PRODUCTS JUNE, 2020	9
LEADING EXPORTERS OF WOOD PRODUCTS FOR JUNE 2020	9
LEADING EXPORTERS OF TOP FIVE (5) PRODUCTS BY SPECIES JUNE 2020.....	10
LEADING BUYERS OF TOP FIVE (5) PRODUCTS BY SPECIES JUNE 2020.....	11
MAJOR MARKETS OF GHANA’S WOOD PRODUCTS EXPORTS: JAN-JUNE 2019/ 2020.....	12
EXPORT OF TIMBER AND WOOD PRODUCTS TO ECOWAS COUNTRIES: JAN-JUNE 2019/ 2020.....	13
COMPARATIVE EXPORT STATISTICS FOR TIMBER AND WOOD PRODUCTS: JAN-JUNE 2019 / 2020	13
TIMBER AND WOOD PRODUCTS CLASSIFICATION	14
EXPORT PERFORMANCE FOR TIMBER AND WOOD PRODUCTS	15
APPENDIX A.....	27
APPENDIX B	28
APPENDIX C	29
APPENDIX D.....	30



REPORT ON EXPORT OF TIMBER AND WOOD PRODUCTS, JUNE 2020

SUMMARY OF WOOD PRODUCTS EXPORT

The export of Ghana's timber and wood products in the month of June, 2020 amounted to **€6,790,089.13** in value from the exported volume of **13,905.367m³** which represent decreases of **38.35%** in value and of **40.44%** in volume respectively as compared to an amount of **€11,400,680.30** gained from the exported volume of **22,555.834m³** documented in June, 2019. Fifty-Two (52) Exporters (with the topmost five [5] being Logs and Lumber Limited, Samartex Timber and Plywood Company Limited, John Bitar and Company Limited, Peacock Company Limited and Jussak Company Limited with respect to exported volumes) were involved in the export of Seven (7) different wood products (with the best five [5] being Lumber (Air Dried), Lumber (Kiln Dried), Plywood (Overland), Processed L/ Mouldings and Billet with respect to manufactured volumes) in Thirty-Four (34) Species (with the first [5] being Teak, Wawa, Ceiba, Denya and Rubberwood with regards to volumes felled) to Thirty-Two (32) different countries (with the top [5] favourite destination being India, Germany, China, Burkina Faso and United States of America in terms of shipping volumes) sold to Eighty-Five (85) diverse Buyers (with the top five [5] being ETS Salaou Hassane, Shree Sagar General Trading, Superior Timber and Deckings Limited, Atul Timber Company and Easy Step International Limited with regards to volumes purchased).

Cumulatively, Ghana secured **€44,786,589.53** from the export of **90,456.164m³** in January-June 2020. Comparatively, in the previous year for the same period under review **€77,447,890.84** was obtained from the export of **151,397.40m³** representing decreases of **42.17%** in value and **40.25%** in volume respectively.

Consequently, the overall Average Unit Price decreased from **€512/m³** in January-June 2019 to **€495/m³** in January-June 2020, representing a deficit of **3.21%**.

Primary Products (Billets) accrued **€2,469,410.90 (5.51%)** from **6,924.897m³ (7.66%)** of the total export of wood products from January-June 2020. The figures indicate decreases of **45.14%** in volume and **46.29%** in value respectively compared to the timber export figures from January-June 2019 of **12,622.406m³ (8.34%)** valued at **€4,597,601.44 (5.94%)**. [See Appendix A].

Secondary Wood Products comprising of Lumber, Plywood, Veneer, Kindling, Boules formed the bulk of the country's wood export which generated **€38,636,243.51 (86.27%)** from a volume of **78,403.709m³ (86.68%)** from January-June 2020. The figures indicate decreases of **44.86%** in value and **41.81%** in volume compared to the contribution of **€70,073,887.69 (90.48%)** and **134,739.982m³ (89.00%)**, respectively from January-June 2019. [See Appendix B].

Tertiary Wood Products (Processed L/Mouldings, Dowels and Doors) contributed **€3,680,935.12 (8.22%)** from a volume of **5,127.558m³ (5.67%)** to the total wood products export from January-June 2020. Moreover, the figures indicate increases of **27.08%** in volume and **32.58%** in value compared to the contribution of **4,035.012m³ (2.67%)** and **€2,776,401.72 (3.58%)** from January-June 2019. [See Appendix C].

On the direction of Trade, Asian/Far East countries (favourite destinations) imported **49,594.945m³ (54.83%)** valued at **€22.48million (50.19%)** during the period of June, 2020; as the major destinations (in terms of value) for Ghana's wood products were India, China. Exports of timber products to these regions Lumber (Air Dried), Billet, Lumber (Kiln Dried), Sliced Veneer and Rotary Veneer in Teak, Denya, Wawa, Papao/ Apa, Senya, Rubberwood, Koto / Kyere, Gmelina, Potrodum, Sapele.

European imports accounted for **€11.59million (25.88%)** from a volume of **20,037.238m³ (22.15%)** to be the second major destination (in terms of value) for Ghana's wood products export during the month of June, 2020. Exports to Europe were Lumber (Kiln Dried), Processed L/ Mouldings, Lumber (Air Dried), Boules (Air Dried), Sliced Veneer and Rotary Veneer in Wawa, Niangon, Denya, Ceiba, Koto / Kyere, Kako / Ekki, Dahoma, Hotrohoto / Fotie, Odum, Asanfina.

Wood product exports to **Africa** included Plywood (Overland), Sliced Veneer, Rotary Veneer, Lumber (Kiln Dried), Lumber (Air Dried) yielded **€5.18million (11.56%)** from an exported volume of **13,689.456m³ (15.13%)**. Major destinations included Egypt, South Africa, Mauritius and Morocco; with the ECOWAS sub-region market having the largest share of 11,035.353m³ (80.61%) valued at €3.67million (70.87%) of the total African wood products exported from Ghana during the period of June, 2020. Wood products consisted mainly Plywood (Overland) and Lumber (Air Dried). Burkina Faso (Plywood in Ceiba, Mixed Redwood and Mahogany), Benin (Plywood in Ceiba), Togo (Plywood in Ceiba), Niger (Plywood in Ceiba), Senegal (Plywood in Ceiba, Walnut / Lovoa, Otie), Cape Verde (Lumber in Guarea) were the main ECOWAS markets during the period under review.

American imports accounted for **€4.56million (10.17%)** from the volume of **5,262.404m³ (5.82%)** making it the fourth topmost destination (in terms of value) for Ghana's wood products export in June, 2020. Exports to America were mainly Lumber (Kiln Dried), Sliced Veneer and Rotary Veneer in Mahogany, Cedrela, Essa, Sapele, Otie, Utile, Black Ofram, Ogea, Edinam, Black Hyedua, Bombax.

MARKET MIX FOR JUNE 2020

Species	Product	Destination	Exporter	Buyer
Teak	Lumber (Air Dried)	India	Peacock Company Limited	Shree Sagar General Trading
			Geavag Company Limited	Atul Timber Company
			Duakron Ghana Limited	Bansal Lumbers PVT Limited
			Mawuli Elliot Limited	Kappa International Pte Limited
			Regent Industries Ghana Limited	Shree Sagar General Trading
			Nasorp Merchantile Company Limited	AIM Traders PTE Limited
			Rock Age Impex Limited	New Dandeli Ventures
			Richtuah Company Limited	Abhishek Impex
			Willyjoy Enterprise Limited	Blue Global
			Beghap Company Limited	Atul Timber Company
			Anish AG International Limited	S S Timbers
			Gran Pa Shipping and Company Limited	L V Enterprise
			PM Overseas Ghana Limited	Patiala Timber Stores
			AIM Manufacturing Company Limited	AIM Traders PTE Limited
			Nach Company Limited	Abhishek Impex
	Nasorp Merchantile Company Limited	AIM Traders PTE Limited		
		Italy	Modern Wood Technology and Company Limited	Alfano Legnami Spa
	Billet	India	Rock Age Impex Limited	New Dandeli Ventures
			Mawuli Elliot Limited	Kappa International Pte Limited
			Smith Timber Export Limited	Sunlight Timber Industries PVT Limited
Richtuah Company Limited			Abhishek Impex	
PM Overseas Ghana Limited			Patiala Timber Stores	
Brown Brothers Company Limited			Ashirvad Impex Survey	
Geavag Company Limited			Atul Timber Company	
Wawa	Lumber (Kiln Dried)	Estonia	Logs and Lumber Limited	Keflico Haverland
				Keflice Haverland
			Boison Construction Works Limited	Keflico Haverland
		Germany	Logs and Lumber Limited	Transglobal GMBH
				Vöhringer GMBH and Company

				Protimber Holz Import and Export	
			Specialized Timber Products Limited	Fritz Offermann GMBH	
			John Bitar and Company Limited	Vöhringer GMBH and Company	
			Ibrahim and Sons Company Limited	Sudeck and Company GMBH	
			Boison Construction Works Limited	Sudeck and Company GMBH	
			Western Hardwood Limited	Protimber Holz Import and Export	
	Saudi Arabia		Logs and Lumber Limited	Intertranstrade International Timtrade SRL	
	Belgium		John Bitar and Company Limited	Vandecasteele Houtimport Stockmans Wood Products	
			Logs and Lumber Limited	Somex NV Haven	
	China		John Bitar and Company Limited	Nien Made Enterprise Company Limited	
	Netherlands		Specialized Timber Products Limited	Wijma GMBH and Company	
			Ibrahim and Sons Company Limited	Wijma GMBH and Company	
	United Kingdom		John Bitar and Company Limited	RJC Agencies Limited	
			Adras Company Limited	Chorley Timber Limited	
	France		Logs and Lumber Limited	Sarl Rochette Stephane 3A Import Export	
	Finland		Sunstex Company Limited	Marronwood	
	Poland		Specialized Timber Products Limited	Kora Michal	
Processed L/ Mouldings	Germany		Logs and Lumber Limited	International Timber Trading APS Wob Timber GMBH Merten Wood Products GMBH Cross Trade GMBH	
			Samartex Timber and Plywood Company Limited	Fritz Offermann GMBH	
			John Bitar and Company Limited	Merten Wood Products GMBH	
			Asuo Bomosadu Timber and Sawmill Limited	Van Hout International B V	
		Croatia		John Bitar and Company Limited	Injac D O O Batutuva
				Logs and Lumber Limited	Injac D O O Batutuva
	United Kingdom		Modern Wood Technology and Company Limited	Chorley Timber Limited	
	Spain		John Bitar and Company Limited	Gunnar T Storm	
	Lumber (Air Dried)	China		John Bitar and Company Limited	Nien Made Enterprise Company Limited
	Sliced Veneer	China		Logs and Lumber Limited	Van Hout International B V
	Ceiba	Burkina Faso		Wood Pillar Limited	Ilak Commerce Nana Commerce
			Asuo Bomosadu Timber and Sawmill Limited	Nana Commerce	
			Ayum Forest Products Limited	Ilak Commerce	
			Jussak Company Limited	ETS Salaou Hassane	
Benin			Logs and Lumber Limited	ETS Salaou Hassane ETS Fajak Intercontinental Sarl	

			Jussak Company Limited	ETS Adrico Import and Export
		Togo	Logs and Lumber Limited	ETS Salaou Hassane
			Jussak Company Limited	ETS Salaou Hassane
			Naumuro Forest Products Company Limited	ETS Vitro
		Niger	Jussak Company Limited	ETS Salaou Hassane
			Logs and Lumber Limited	ETS Salaou Hassane
			Wood Pillar Limited	ETS Salaou Hassane
	Sliced Veneer	Egypt	Logs and Lumber Limited	Chabros International Group
				Samartex Timber and Plywood Company Limited
		China	Logs and Lumber Limited	Ultima Success Holding
	Rotary Veneer	Italy	John Bitar and Company Limited	Total Wood Sal Mkalles
			Spain	John Bitar and Company Limited
	Processed L/ Mouldings	Germany	Xylogi Company Limited	Van Hout International B V
				Asuo Bomosadu Timber and Sawmill Limited
	Plywood	Senegal	Techno Timber Company Limited	Batiplus Industries
	Lumber (Kiln Dried)	Germany	Western Hardwood Limited	Protimber Holz Import and Export
				Samartex Timber and Plywood Company Limited
Mahogany	Lumber (Kiln Dried)	United States of America	Samartex Timber and Plywood Company Limited	Superior Timber and Deckings Limited
				Swiss Lumber Company Limited
	Sliced Veneer	Italy	Mondial Veneer Ghana Limited	Mondial Tranciati SRL
	Plywood (Overland)	Burkina Faso	Ayum Forest Products Limited	Ilak Commerce
Denya	Lumber (Air Dried)	Vietnam	Samartex Timber and Plywood Company Limited	Vietnam Forest Corporation
				Dai Loi Trading Company Limited
				Tuan Thanh Trading Company Limited
				Dat Huy Trading and Construction Joint Stock
			Geavag Company Limited	Tayue International Group Limited
			Logs and Lumber Limited	Tuah Thanh Trading Company Limited
		Belgium	John Bitar and Company Limited	Vandecasteele Houtimport
			Green Nations Limited	Success Company Limited
		United Arab Emirates	Africa Timber Resources Limited	South Asia Timber Resources PTE Limited
		Germany	Boison Construction Works Limited	Wob Timber GMBH
Lumber (Kiln Dried)	United Kingdom	Logs and Lumber Limited	RJC Agencies Limited	
Processed L/ Mouldings	United Kingdom	Samartex Timber and Plywood Company Limited	RJC Agencies Limited	
Niangan	Boules (Air Dried)	France	Samartex Timber and Plywood Company Limited	CIBM Boulevard Ceinture
	Processed L/ Mouldings	France	Samartex Timber and Plywood Company Limited	CIBM Boulevard Ceinture
	Lumber (Kiln Dried)	Greece	John Bitar and Company Limited	Total Wood Sal Mkalles

Papao/ Apa	Lumber (Air Dried)	Vietnam	Kete Krachi Timber Recovery Limited	Loc Ha Trading Company Limited
			Samartex Timber and Plywood Company Limited	Vietnam Forest Corporation
			Lambro Company Limited	TZ Trading
		Geavag Company Limited	Tayue International Group Limited	
		Italy	Kete Krachi Timber Recovery Limited	Arbawood Timber Trading Agency
Essa	Rotary Veneer	United States of America	Samartex Timber and Plywood Company Limited	Superior Timber and Deckings Limited
			John Bitar and Company Limited	Munro Brice and Company Limited
	Canada	Samartex Timber and Plywood Company Limited	Superior Timber and Deckings Limited	
	Lumber (Kiln Dried)	Egypt	Specialized Timber Products Limited	Abeds Timber
Dahoma	Lumber (Kiln Dried)	Qatar	John Bitar and Company Limited	Trelco Building Materials Company
		United Arab Emirates	Logs and Lumber Limited	J W Cappelen GMBH
		Greece	John Bitar and Company Limited	Total Wood Sal Mkalles
	Lumber (Air Dried)	Portugal	Adras Company Limited	Timber Team International
		Egypt	John Bitar and Company Limited	Madhalabdle Karim
	Processed L/ Mouldings	Greece	Logs and Lumber Limited	International Wood Enterprise Limited
Germany		Logs and Lumber Limited	Transglobal GMBH	
Senya	Lumber (Air Dried)	China	Delin Wood Limited	Greenda Industry Limited
		Vietnam	Geavag Company Limited	Atul Timber Company

TOP FIVE (5) CATEGORIES FOR THE MONTH OF JUNE 2020 [SEE APPENDIX D]

EXPORTER	Volume (m³)	% Share in Volume (m³) for June 2020
Logs and Lumber Limited	2,318.315	20.75%
Samartex Timber and Plywood Company Limited	1,847.159	16.53%
John Bitar and Company Limited	1,621.310	14.51%
Peacock Company Limited	864.519	7.74%
Jussak Company Limited	607.267	5.43%

PRODUCT	Volume (m³)	% Share in Volume (m³) for June 2020
Lumber (Air Dried)	4,556.283	40.77%
Lumber (Kiln Dried)	3,755.656	33.61%
Plywood (Overland)	2,220.091	19.87%
Processed L/ Mouldings	894.698	8.01%
Billet	835.722	7.48%

SPECIES	Volume (m³)	% Share in Volume (m³) for June 2020
Teak	3,215.128	28.77%
Wawa	2,644.446	23.66%
Ceiba	2,642.370	23.64%
Denya	743.974	6.66%
Rubberwood	487.120	4.36%

DESTINATION	Volume (m³)	% Share in Volume (m³) for June 2020
India	3,467.618	31.03%
Germany	1,317.685	11.79%
China	1,131.811	10.13%
Burkina Faso	826.951	7.40%
United States of America	808.810	7.24%

BUYER	Volume (m³)	% Share in Volume (m³) for June 2020
ETS Salaou Hassane	1,059.739	9.48%
Shree Sagar General Trading	1,044.534	9.35%
Superior Timber and Deckings Limited	628.243	5.62%
Atul Timber Company	511.220	4.57%
Easy Step International Limited	487.120	4.36%

TIMBER AND WOOD PRODUCTS ANALYTICS

SUMMARY REPORT ON EXPORT PRODUCTS JUNE, 2020

PRODUCT	VOLUME (m ³)	VALUE (€)	CUMULATIVE: JAN-JUNE 2020	
			VOLUME (m ³)	VALUE (€)
Lumber (Air Dried)	4,556.283	2,272,945.59	40,637.512	18,864,672.81
Lumber (Kiln Dried)	3,755.656	2,001,601.06	18,270.561	10,627,198.83
Plywood (Overland)	2,220.091	753,071.20	10,485.376	3,464,836.63
Processed L/ Mouldings	894.698	555,733.18	5,127.558	3,680,935.12
Sliced Veneer	428.742	370,670.06	3,877.786	3,468,260.13
Rotary Veneer	603.849	291,485.48	4,263.218	1,797,930.15
Billet	835.722	281,885.96	6,924.897	2,469,410.90
Boules (Air Dried)	360.136	190,872.08	481.355	260,907.86
Plywood	250.190	71,824.52	303.155	99,149.56
Boules (Kiln Dried)	-	-	79.208	48,923.85
Sliced Veneer (Overland)	-	-	5.538	4,363.69
GRAND TOTAL	13,905.367	6,790,089.13	90,456.164	44,786,589.53

June 2020 AVERAGE EXCHANGE RATE
€ 1 = \$1.13
£ 1.11 = € 1

LEADING EXPORTERS OF WOOD PRODUCTS FOR JUNE 2020

PRODUCT	EXPORTER	VOLUME (m ³)	VALUE (€)	€/m ³
Lumber (Air Dried)	Peacock Company Limited	864.519	389,192.28	450.18
Lumber (Kiln Dried)	Logs and Lumber Limited	987.755	463,277.64	469.02
Plywood (Overland)	Logs and Lumber Limited	678.708	230,865.54	340.15
Processed L/ Mouldings	Logs and Lumber Limited	365.111	203,439.09	557.20
Sliced Veneer	Logs and Lumber Limited	170.099	215,580.31	1,267.38
Rotary Veneer	Samartex Timber and Plywood Company Limited	267.804	164,766.48	615.25
Billet	Rock Age Impex Limited	304.007	119,751.59	393.91
Boules (Air Dried)	Samartex Timber and Plywood Company Limited	360.136	190,872.08	530.00
Plywood	Techno Timber Company Limited	250.190	71,824.52	287.08

LEADING EXPORTERS OF TOP FIVE (5) PRODUCTS BY SPECIES JUNE 2020

SPECIES	EXPORTERS	VOLUME (m ³)	VALUE (€)	€/m ³
Wawa	Logs and Lumber Limited	1,117.829	538,313.07	481.57
Teak	Peacock Company Limited	864.519	389,192.28	450.18
Ceiba	Logs and Lumber Limited	731.744	272,048.57	371.78
Mahogany	Samartex Timber and Plywood Company Limited	309.890	318,020.29	1,026.24
Denya	Samartex Timber and Plywood Company Limited	328.736	182,058.63	553.81
Papao/ Apa	Kete Krachi Timber Recovery Limited	127.503	124,409.88	975.74
Dahoma	John Bitar and Company Limited	206.934	98,986.27	478.35
Senya	Delin Wood Limited	202.270	102,440.97	506.46
Koto / Kyere	Logs and Lumber Limited	121.237	95,396.68	786.86
Cedrela	Ayipah Wood Company Limited	149.018	142,556.60	956.64
Rubberwood	Prestige Innovation and Processing Company	487.120	97,424.00	200.00
Odum	John Bitar and Company Limited	34.011	39,512.24	1,161.74
Kako / Ekki	Green Nations Limited	54.276	20,624.88	380.00
Niangon	Samartex Timber and Plywood Company Limited	37.237	43,848.40	1,177.55
Makore	Samartex Timber and Plywood Company Limited	40.548	34,226.26	844.09
Hotrohoto / Fotie	Samartex Timber and Plywood Company Limited	63.188	56,316.90	891.26
Mixed Redwood	John Bitar and Company Limited	123.234	51,317.08	416.42
Chenchen	Logs and Lumber Limited	24.955	31,761.49	1,272.75
Asanfina	Logs and Lumber Limited	38.343	35,030.41	913.60
Black Ofram	Xylogi Company Limited	35.030	20,699.19	590.90
Sapele	Adras Company Limited	33.699	26,959.20	800.00
Essa	Specialized Timber Products Limited	48.950	40,492.05	827.21
Tetekon	Samartex Timber and Plywood Company Limited	36.319	37,658.32	1,036.88
Utile	Xylogi Company Limited	35.541	31,999.95	900.37
Ananta	Samartex Timber and Plywood Company Limited	91.601	29,096.64	317.65
Kusia	Samartex Timber and Plywood Company Limited	50.549	26,790.97	530.00
Emire	Ayipah Wood Company Limited	36.672	21,635.63	589.98
Guarea	Samartex Timber and Plywood Company Limited	50.150	22,066.00	440.00
Yaya	Concrete Décor Designs Limited	44.479	17,307.90	389.13
Avodire	Logs and Lumber Limited	22.743	18,429.35	810.33
Albizia	Boison Construction Works Limited	25.030	11,263.50	450.00
Otie	Western Hardwood Limited	33.230	12,627.40	380.00
Gmelina	PM Overseas Ghana Limited	36.101	10,767.00	298.25
Ofram	Mondial Veneer Ghana Limited	9.669	6,146.67	635.71
Cordia	Modern Wood Technology and Company Limited	3.615	2,711.25	750.00
Hyedua	Mondial Veneer Ghana Limited	4.308	2,585.02	600.00

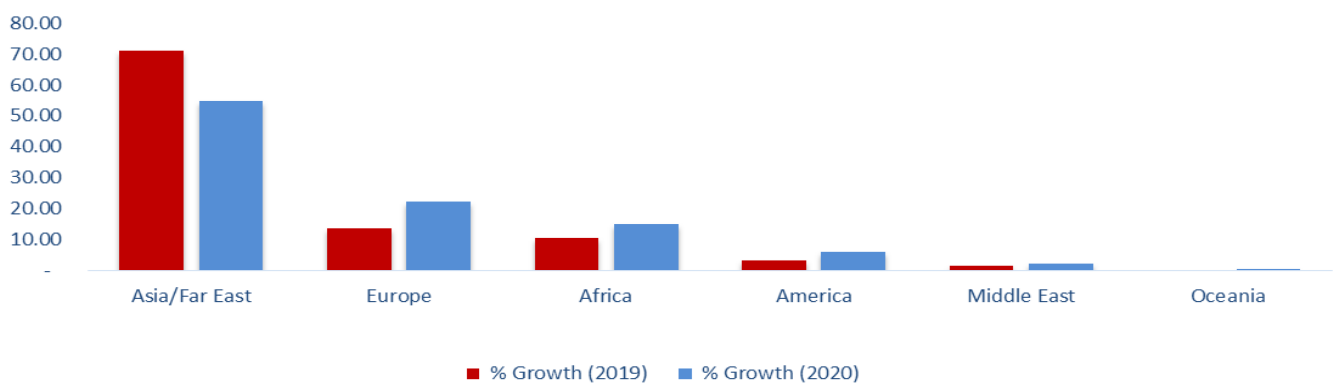
LEADING BUYERS OF TOP FIVE (5) PRODUCTS BY SPECIES JUNE 2020

SPECIES	BUYERS	VOLUME (m ³)	VALUE (€)	€/m ³
Wawa	Nien Made Enterprise Company Limited	388.011	229,262.50	590.87
Teak	Shree Sagar General Trading	1,044.534	470,232.08	450.18
Ceiba	ETS Salaou Hassane	1,059.739	354,280.70	334.31
Mahogany	Superior Timber and Deckings Limited	309.890	318,020.29	1,026.24
Denya	Vietnam Forest Corporation	149.540	75,626.23	505.73
Papao/ Apa	Loc Ha Trading Company Limited	103.087	107,318.68	1,041.05
Dahoma	Trelco Building Materials Company	122.598	71,942.66	586.82
Senya	Greenda Industry Limited	202.270	102,440.97	506.46
Koto / Kyere	Wob Timber GMBH	105.452	66,805.59	633.52
Cedrela	Overseas Hardwood Company	149.018	142,556.60	956.64
Rubberwood	Easy Step International Limited	487.120	97,424.00	200.00
Odum	Trelco Building Materials Company	31.992	38,166.03	1,192.99
Kako / Ekki	Success Company Limited	54.276	20,624.88	380.00
Niangon	CIBM Boulevard Ceinture	37.237	43,848.40	1,177.55
Makore	El Reda Company	40.548	34,226.26	844.09
Hotrohotro / Fotie	Transglobal GMBH	40.799	35,495.13	870.00
Mixed Redwood	Nana Commerce	123.234	51,317.08	416.42
Chenchen	Keflico Haverland	13.005	21,674.18	1,666.67
Asanfina	Starlegno SRL	38.343	35,030.41	913.60
Black Ofram	Baystate Industries	35.030	20,699.19	590.90
Sapele	Wob Timber GMBH	33.699	26,959.20	800.00
Essa	Abeds Timber	48.950	40,492.05	827.21
Tetekon	Somex NV Haven	36.319	37,658.32	1,036.88
Utile	Blue Resources	35.541	31,999.95	900.37
Ananta	Nawinna Enterprises and Nawinna Timber Dealers	72.920	22,158.49	303.87
Kusia	Superior Timber and Deckings Limited	50.549	26,790.97	530.00
Emire	C P Timber Limited	36.672	21,635.63	589.98
Guarea	Sicor Empreendimentos	50.150	22,066.00	440.00
Yaya	Success Company Limited	44.479	17,307.90	389.13
Avodire	Chabros International Group	22.743	18,429.35	810.33
Albizia	Arbawood Timber Trading Agency	25.030	11,263.50	450.00
Otie	Protimber Holz Import and Export	33.230	12,627.40	380.00
Gmelina	Patiala Timber Stores	36.101	10,767.00	298.25
Ofram	Mondial Tranciati SRL	9.669	6,146.67	635.71
Cordia	Alfano Legnami Spa	3.615	2,711.25	750.00
Hyedua	Mondial Tranciati SRL	4.308	2,585.02	600.00

MAJOR MARKETS OF GHANA'S WOOD PRODUCTS EXPORTS: JAN-JUNE 2019/ 2020: VOLUME

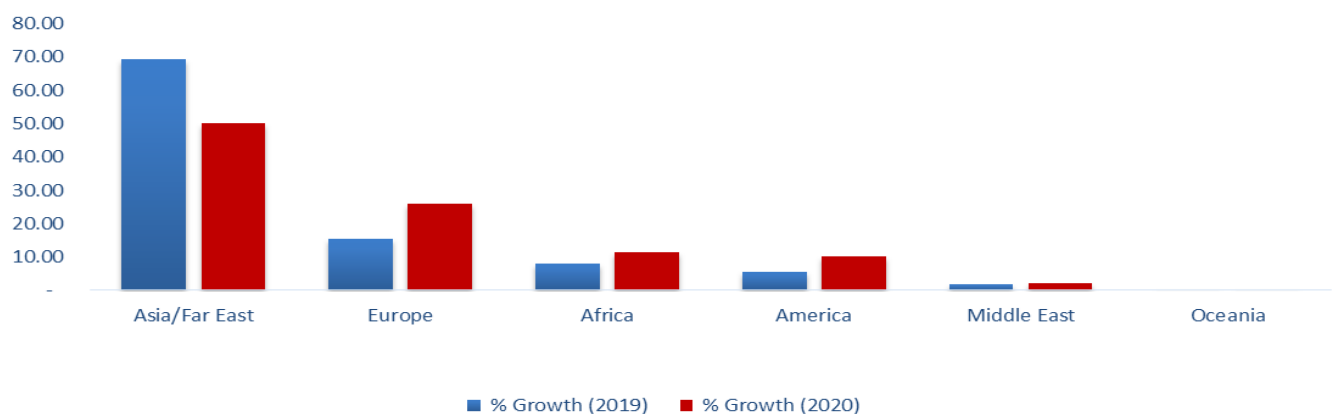
Volume(m ³) in thousands					
CONTINENT	JAN-JUNE 2019	% Growth (2019)	JAN-JUNE 2020	% Growth (2020)	Volume Variation
	Volume(m ³)		Volume(m ³)		
Asia/Far East	107.83	71.22	49.595	54.83	-16.39
Europe	20.50	13.54	20.037	22.15	8.61
Africa	16.11	10.64	13.689	15.13	4.49
America	4.76	3.14	5.262	5.82	2.67
Middle East	2.20	1.45	1.853	2.05	0.60
Oceania	-	-	0.019	0.02	0.02
Total	151.397	100.00	90.456	100.00	0.00

%in Volume (m³) for Exports in the Major Markets for Jan-June 2019 and 2020



Values (€) in millions					
CONTINENT	JAN-JUNE 2019	% Growth (2019)	JAN-JUNE 2020	% Growth (2020)	Value Variation
	Value(€)		Value(€)		
Asia/Far East	53.68	69.32	22.48	50.19	-19.12
Europe	11.87	15.33	11.59	25.88	10.55
Africa	6.12	7.91	5.18	11.56	3.66
America	4.39	5.67	4.56	10.17	4.50
Middle East	1.38	1.79	0.97	2.16	0.37
Oceania	-	-	0.02	0.04	0.04
Total	77.45	100.00	44.79	100.00	0.00

% in Value (€) for Exports in the Major Markets for Jan-June 2019 and 2020



EXPORT OF TIMBER AND WOOD PRODUCTS TO ECOWAS COUNTRIES: JAN-JUNE 2019/ 2020

ECOWAS COUNTRIES	JAN-JUNE 2019			JAN-JUNE 2020		
	Volume(m ³)	Value(€)	UNIT PRICE	Volume(m ³)	Value(€)	UNIT PRICE
Niger	4,309.179	1,343,905.24	311.87	3,286.758	1,050,468.36	319.61
Burkina Faso	4,835.884	1,637,435.25	338.60	3,782.019	1,256,573.03	332.25
Togo	1,737.312	600,976.83	345.92	1,582.762	576,715.58	364.37
Benin	1,083.046	407,802.61	376.53	1,533.936	481,158.63	313.68
Cape Verde	333.390	137,538.97	412.55	294.249	128,859.77	437.93
Mali	-	-	-	250.071	80,775.97	323.01
Gambia	-	-	-	55.368	23,508.77	424.59
Nigeria	388.549	182,555.33	469.84	-	-	-
Senegal	400.590	142,758.33	356.37	250.190	71,824.52	287.08
Cote D'voire	112.211	85,522.29	762.15	-	-	-
TOTAL	13,200.162	4,538,494.85	343.82	11,035.353	3,669,884.62	332.56

COMPARATIVE EXPORT STATISTICS FOR TIMBER AND WOOD PRODUCTS: JAN-JUNE 2019 / 2020

PRODUCT	% GROWTH			% GROWTH		
	JAN-JUNE 2019	JAN-JUNE 2020	% Growth in Volume	JAN-JUNE 2019	JAN-JUNE 2020	% Growth in Value
	Volume(m ³)	Volume(m ³)		Value(€)	Value(€)	
Lumber (Air Dried)	92,309.318	40,637.512	-55.98	47,151,578.40	18,864,672.81	-59.99
Lumber (Kiln Dried)	21,749.972	18,270.561	-16.00	13,033,001.85	10,627,198.83	-18.46
Plywood (Overland)	12,315.544	10,485.376	-14.86	4,165,861.89	3,464,836.63	-16.83
Plywood	474.153	303.155	-36.06	184,986.51	99,149.56	-46.40
Processed L/Mouldings	3,967.702	5,127.558	29.23	2,744,629.39	3,680,935.12	34.11
Sliced Veneer	4,119.358	3,877.786	-5.86	3,894,708.93	3,468,260.13	-10.95
Rotary Veneer	1,900.481	4,263.218	124.32	917,893.47	1,797,930.15	95.88
Sliced Veneer (Overland)	120.312	5.538	-95.40	92,316.94	4,363.69	-95.27
Curls Veneer	2.004	-	-100.00	10,614.53	-	-100.00
Billet	12,622.406	6,924.897	-45.14	4,597,601.44	2,469,410.90	-46.29
Dowels	36.984	-	-100.00	31,753.61	-	-100.00
Boules (Air Dried)	520.827	481.355	-7.58	285,981.56	260,907.86	-8.77
Boules (Kiln Dried)	191.049	79.208	-58.54	121,136.89	48,923.85	-59.61
Kindling	1,036.964	-	-100.00	215,806.73	-	-100.00
Doors	30.326	-	-100.00	18.72	-	-100.00
TOTAL	151,397.400	90,456.164	-40.25	77,447,890.84	44,786,589.53	-42.17

TIMBER AND WOOD PRODUCTS CLASSIFICATION

PRODUCT	JAN-JUNE 2019			JAN-JUNE 2020		
	Volume(m ³)	Value(€)	% Share in Value	Volume(m ³)	Value(€)	% Share in Value
PRIMARY						
Billet	12,622.406	4,597,601.44		6,924.897	2,469,410.90	
SUB TOTAL	12,622.406	4,597,601.44	5.94	6,924.897	2,469,410.90	5.51
SECONDARY						
Lumber (Air Dried)	92,309.318	47,151,578.40		40,637.512	18,864,672.81	
Lumber (Kiln Dried)	21,749.972	13,033,001.85		18,270.561	10,627,198.83	
Boules (Air Dried)	520.827	285,981.56		481.355	260,907.86	
Boules (Kiln Dried)	191.049	121,136.89		79.208	48,923.85	
Veneers	6,142.155	4,915,533.87		8,146.542	5,270,553.97	
Plywood (Overland)	12,315.544	4,165,861.89		10,485.376	3,464,836.63	
Plywood	474.153	184,986.51		303.155	99,149.56	
Kindling	1,036.964	215,806.73		-	-	
SUB TOTAL	134,739.982	70,073,887.69	90.48	78,403.709	38,636,243.51	86.27
TERTIARY						
Processed L/Mouldings	3,967.702	2,744,629.39		5,127.558	3,680,935.12	
Dowels	36.984	31,753.61		-	-	
Doors	30.326	18.72		-	-	
SUB TOTAL	4,035.012	2,776,401.72	3.58	5,127.558	3,680,935.12	8.22
GRAND TOTAL	151,397.400	77,447,890.84	100.00	90,456.164	44,786,589.53	100.00

Product	m3/ft container
Logs	11-13m3/20ft
Other Products	20m3/20ft

EXPORT PERFORMANCE FOR TIMBER AND WOOD PRODUCTS

EXPORTERS PERFORMANCE - LUMBER (AIR DRIED)

EXPORTER	VOLUME (m ³)	VALUE (€)	CUMULATIVE: JAN-JUNE 2020	
			VOLUME (m ³)	VALUE (€)
Peacock Company Limited	864.519	389,192.28	4,774.577	2,101,990.07
Samartex Timber and Plywood Company Limited	483.842	252,466.57	2,645.038	1,598,404.45
John Bitar and Company Limited	437.418	249,622.32	674.223	355,457.58
Geavag Company Limited	490.248	246,704.41	2,060.378	944,891.84
Duakron Ghana Limited	307.093	138,248.23	2,257.307	996,848.89
Kete Krachi Timber Recovery Limited	127.503	124,409.88	272.115	243,663.59
Delin Wood Limited	202.270	102,440.97	662.500	328,968.13
Mawuli Elliot Limited	180.650	81,325.67	471.392	210,553.39
Regent Industries Ghana Limited	180.015	81,039.80	1,980.158	873,034.49
Nasorp Merchantile Company Limited	144.011	64,831.39	2,377.731	1,044,902.48
Green Nations Limited	144.018	62,803.62	399.144	164,672.34
Rock Age Impex Limited	90.312	40,656.98	469.836	206,876.58
Richtuah Company Limited	89.366	40,231.11	161.523	114,041.34
Lambro Company Limited	36.019	37,497.56	36.019	37,497.56
PM Overseas Ghana Limited	90.330	35,180.01	2,017.061	883,919.92
Africa Timber Resources Limited	54.758	33,895.34	186.834	109,550.18
Willyjoy Enterprise Limited	72.363	32,576.64	343.804	151,256.16
Beghap Company Limited	72.224	32,514.06	722.544	318,716.07
Anish AG International Limited	72.042	32,432.13	180.182	79,585.15
Logs and Lumber Limited	60.914	30,164.73	282.277	133,715.40
Adras Company Limited	52.553	26,024.35	52.553	26,024.35
Gran Pa Shipping and Company Limited	54.289	24,440.02	180.974	79,762.06
Boison Construction Works Limited	47.610	21,650.30	163.271	82,431.02
Gemans Lumber Limited	36.872	18,759.67	36.872	18,759.67
G L Interlink Limited	45.205	17,177.90	147.989	59,273.12
AIM Manufacturing Company Limited	36.160	16,278.64	36.160	16,278.64
Nach Company Limited	36.066	16,236.32	252.439	111,283.90
Modern Wood Technology and Company Limited	8.487	9,288.45	8.487	9,288.45
Nasorp Merchantile Company Limited	18.002	8,104.21	144.011	64,831.39
Concrete Décor Designs Limited	18.051	5,415.30	18.051	5,415.30
Western Hardwood Limited	3.073	1,336.76	62.446	30,198.59
Fortune Exim Ghana Limited	-	-	5,249.289	2,307,286.31
Renas Prestige Company Limited	-	-	1,512.892	671,245.11
Panchtatva Associates Limited	-	-	994.024	438,025.92
K Lorvert Company Limited	-	-	886.085	391,533.85
Askraf International Company Limited	-	-	778.857	347,074.08
Nirvana Ventures Limited	-	-	721.611	318,252.76
Jonada Global Company Limited	-	-	418.242	293,007.15
3RDI Shipping Agency Limited	-	-	596.549	265,151.47
Vickymart Plus Company Limited	-	-	540.150	236,686.76
Star Exim Ghana Limited	-	-	398.164	175,764.07
Geetanjali Trading Company Limited	-	-	396.048	174,233.04
Juben Empire Ghana Limited	-	-	378.164	166,708.59
F Wood and Trading Company Limited	-	-	361.239	160,351.73
AB Saab Timbers Limited	-	-	360.347	159,000.86

Royal Afro Asia Limited	-	-	360.238	157,653.25
A List Enterprise Ghana Limited	-	-	270.679	148,973.09
Sandylord Company Limited	-	-	288.134	126,345.76
Egyir Company Limited	-	-	280.196	123,421.17
Phyibern Company Limited	-	-	180.104	109,017.08
Naumuro Forest Products Company Limited	-	-	156.683	91,142.58
Multimodal Freight Services Limited	-	-	198.601	88,273.30
Prestige Innovation and Processing Company	-	-	371.533	82,208.44
Best Quote Limited	-	-	144.166	63,449.44
Indiana Woods Limited	-	-	93.116	48,501.97
Isaac Manu 2010 Limited	-	-	90.349	39,398.85
Kodeas Family Link Company Limited	-	-	36.084	36,658.12
Metamorphosis Company Limited	-	-	54.870	33,223.82
Ebenezer N Mensah Company Limited	-	-	54.279	32,543.00
Jinta Industrial Limited	-	-	54.086	27,044.90
Pradip Asark Company Limited	-	-	54.187	24,084.80
Star K Import and Export Limited	-	-	54.400	24,024.53
Logs Court Limited	-	-	44.681	19,212.83
Mere Plantations Limited	-	-	73.397	18,940.60
Benediction Company Limited	-	-	18.102	18,249.77
Kanha Impex Limited	-	-	36.060	15,957.86
Swiss Lumber Company Limited	-	-	20.592	12,584.88
Stepsu Wood Company Limited	-	-	18.020	10,111.93
Prinelman Wood and Construction Limited	-	-	15.398	7,237.06
GRAND TOTAL	4,556.283	2,272,945.59	40,637.512	18,864,672.81

MOVING SPECIES - LUMBER (AIR DRIED)

SPECIES	VOLUME (m ³)	VALUE (€)	CUMULATIVE: JAN-JUNE 2020	
			VOLUME (m ³)	VALUE (€)
Teak	2,600.667	1,175,161.54	32,986.569	14,542,098.69
Denya	694.132	372,455.56	3,049.672	1,747,718.93
Papao/ Apa	220.289	221,276.79	868.503	851,787.92
Wawa	292.004	172,535.23	336.685	191,748.06
Senya	294.608	149,206.15	974.523	484,364.42
Kako / Ekki	155.143	64,971.85	470.392	191,963.68
Dahoma	74.892	36,018.78	317.270	138,759.25
Ananta	91.601	29,096.64	218.259	79,299.29
Guarea	50.150	22,066.00	122.278	53,802.32
Albizia	25.030	11,263.50	134.688	61,390.75
Gmelina	36.101	10,767.00	36.101	10,767.00
Yaya	18.051	5,415.30	18.051	5,415.30
Cordia	3.615	2,711.25	3.615	2,711.25
Potrodum	-	-	318.449	204,447.37
Rubberwood	-	-	371.533	82,208.44
Mixed Redwood	-	-	147.957	64,611.36
Candollei	-	-	78.219	42,939.19
Edinam	-	-	36.510	32,314.01
Kusia	-	-	47.749	29,112.92
Emire	-	-	50.223	27,120.42

Danta	-	-	22.352	9,290.60
Duabankye	-	-	17.751	5,720.17
Kroma	-	-	10.163	5,081.50
GRAND TOTAL	4,556.283	2,272,945.59	40,637.512	18,864,672.81

DIRECTION OF TRADE - LUMBER (AIR DRIED)

DESTINATION	VOLUME (m ³)	VALUE (€)	CUMULATIVE: JAN-JUNE 2020	
			VOLUME (m ³)	VALUE (€)
India	2,631.896	1,179,351.34	33,017.798	14,546,288.49
Vietnam	707.905	476,925.45	2,916.695	1,940,644.91
China	494.274	274,976.19	1,780.288	924,408.44
Belgium	367.221	171,249.15	874.192	390,617.74
Portugal	77.583	37,287.85	207.104	97,726.26
United Arab Emirates	54.758	33,895.34	108.856	64,954.70
Sri Lanka	91.601	29,096.64	181.844	61,399.07
Italy	32.903	26,379.65	64.474	48,123.78
Cape Verde	50.150	22,066.00	294.249	128,859.77
Germany	25.653	11,723.56	88.285	42,506.98
Egypt	22.339	9,994.44	355.432	177,542.01
Bangladesh	-	-	270.679	148,973.09
South Korea	-	-	156.683	91,142.58
Saudi Arabia	-	-	95.998	54,707.41
Thailand	-	-	46.562	41,905.80
United Kingdom	-	-	72.404	41,860.85
Poland	-	-	23.817	22,507.07
Ireland	-	-	44.681	19,212.83
Mauritius	-	-	20.592	12,584.88
Spain	-	-	16.879	8,706.18
GRAND TOTAL	4,556.283	2,272,945.59	40,637.512	18,864,672.81

EXPORTERS PERFORMANCE - LUMBER (KILN DRIED)

EXPORTER	VOLUME (m ³)	VALUE (€)	CUMULATIVE: JAN-JUNE 2020	
			VOLUME (m ³)	VALUE (€)
Logs and Lumber Limited	987.755	463,277.64	4,213.941	2,086,760.08
Samartex Timber and Plywood Company Limited	364.191	364,014.41	2,887.595	2,587,516.71
John Bitar and Company Limited	632.433	350,099.42	2,414.041	1,370,883.25
Ayipah Wood Company Limited	185.690	164,192.23	728.279	683,147.24
Specialized Timber Products Limited	299.231	152,856.67	1,130.672	529,626.33
Boison Construction Works Limited	272.471	113,035.61	1,216.879	591,886.37
Prestige Innovation and Processing Company	487.120	97,424.00	892.442	181,667.24
Swiss Lumber Company Limited	71.259	62,154.29	268.243	208,403.07
Xylogi Company Limited	70.571	52,699.14	205.003	171,894.21
Adras Company Limited	71.262	40,751.80	769.550	390,143.54
Ibrahim and Sons Company Limited	91.676	34,072.21	650.590	253,390.25
Mondial Veneer Ghana Limited	35.579	30,242.15	71.051	63,112.54
Western Hardwood Limited	72.377	23,392.83	135.455	43,889.59
Sunstex Company Limited	46.005	22,772.48	566.557	290,354.98
Logs Court Limited	41.608	18,723.60	399.996	229,998.89

Concrete Décor Designs Limited	26.428	11,892.60	26.428	11,892.60
Kete Krachi Timber Recovery Limited	-	-	151.837	114,766.22
Akwadiaso Company Limited	-	-	108.718	90,964.33
Carpo Timber and Trading Limited	-	-	193.612	76,129.37
Asuo Bomosadu Timber and Sawmill Limited	-	-	139.076	56,758.10
Lethnass Limited	-	-	140.680	54,865.20
Emanro Wood Processing Limited	-	-	47.412	43,727.47
Evergreen Timbers Limited	-	-	45.956	43,405.93
City View Company Limited	-	-	47.725	42,652.93
Birim Wood Complex Limited	-	-	67.447	41,330.52
Slyvent Company Limited	-	-	89.651	41,289.23
Beb Hill Company Limited	-	-	45.931	41,049.59
Tony Toffey Construction and Wood Processing	-	-	95.807	36,345.23
Kodeas Family Link Company Limited	-	-	36.130	36,300.74
Green Nations Limited	-	-	90.768	34,491.84
Evergrand International Trading Company Limited	-	-	154.465	34,327.96
Modern Wood Technology and Company Limited	-	-	42.576	29,718.15
Richybee Ventures Company Limited	-	-	38.694	27,859.68
Rakhishem Company Limited	-	-	47.796	22,737.83
G L Interlink Limited	-	-	57.935	22,015.30
Prinelman Wood and Construction Limited	-	-	24.003	21,457.52
A G Timbers Limited	-	-	27.620	20,438.80
GRAND TOTAL	3,755.656	2,001,601.06	18,270.561	10,627,198.83

MOVING SPECIES - LUMBER (KILN DRIED)

SPECIES	VOLUME (m ³)	VALUE (€)	CUMULATIVE: JAN-JUNE 2020	
			VOLUME (m ³)	VALUE (€)
Wawa	1,774.675	774,280.35	8,894.365	3,965,777.48
Mahogany	381.149	380,174.57	2,192.730	2,127,820.10
Cedrela	149.018	142,556.60	1,113.674	1,062,640.89
Dahoma	245.457	114,553.87	707.845	320,932.32
Rubberwood	487.120	97,424.00	1,046.907	215,995.20
Koto / Kyere	141.121	87,808.71	710.726	430,726.34
Odum	67.571	68,408.18	546.369	516,586.24
Black Ofram	94.257	48,937.05	430.496	212,630.40
Essa	48.950	40,492.05	48.950	40,492.05
Tetekon	36.319	37,658.32	36.319	37,658.32
Utile	35.541	31,999.95	51.755	45,133.29
Sapele	33.699	26,959.20	605.926	535,870.25
Makore	31.076	26,103.84	274.271	209,369.30
Emire	36.672	21,635.63	142.214	84,050.32
Denya	24.530	21,014.00	24.530	21,014.00
Niangon	30.403	19,937.97	114.064	93,756.66
Avodire	22.743	18,429.35	22.743	18,429.35
Yaya	31.330	16,304.40	34.841	19,745.18
Ceiba	50.795	14,295.63	99.829	29,455.67
Otie	33.230	12,627.40	168.841	63,631.54
Edinam	-	-	320.971	221,294.39
Walnut / Lovoa	-	-	235.727	91,933.53

Kako / Ekki	-	-	148.703	56,507.14
Papao/ Apa	-	-	65.182	55,910.84
Black Hyedua	-	-	42.204	41,102.42
Ofram	-	-	69.787	38,331.61
Mixed Redwood	-	-	33.317	22,300.28
Subaha	-	-	33.496	21,102.48
Guarea	-	-	36.045	19,464.30
White Ofram	-	-	17.734	7,536.95
GRAND TOTAL	3,755.656	2,001,601.06	18,270.561	10,627,198.83

DIRECTION OF TRADE - LUMBER (KILN DRIED)

DESTINATION	VOLUME (m ³)	VALUE (€)	CUMULATIVE: JAN-JUNE 2020	
			VOLUME (m ³)	VALUE (€)
United States of America	600.738	575,430.32	2,996.429	2,915,164.56
Germany	719.359	348,143.66	3,328.708	1,642,889.01
Estonia	458.172	200,675.71	1,395.869	617,451.27
China	583.127	154,151.27	2,505.462	1,028,715.47
Belgium	263.602	137,041.93	1,414.227	629,091.89
Qatar	154.590	110,108.68	432.361	298,496.15
Saudi Arabia	228.758	95,545.16	476.401	236,641.46
United Kingdom	148.857	89,049.70	661.273	405,684.81
Netherlands	163.234	72,790.16	1,044.116	443,524.83
Egypt	48.950	40,492.05	107.942	97,454.06
Greece	92.400	36,987.15	268.906	190,369.21
France	77.173	34,095.76	367.848	164,559.52
United Arab Emirates	60.862	25,562.04	581.108	267,409.92
Finland	46.005	22,772.48	228.873	113,292.14
Poland	45.478	21,602.05	89.791	42,650.73
Israel	41.608	18,723.60	241.572	109,219.75
Lebanon	22.743	18,429.35	22.743	18,429.35
South Africa	-	-	565.500	279,740.46
Dominican Republic	-	-	247.109	199,849.10
Canada	-	-	169.963	173,376.19
Pakistan	-	-	195.760	161,473.29
Barbados	-	-	102.125	92,881.14
Turkey	-	-	233.375	92,324.45
Ireland	-	-	185.250	88,996.31
Taiwan	-	-	110.259	88,439.48
Spain	-	-	58.132	47,899.60
Vietnam	-	-	67.874	42,944.78
India	-	-	36.130	36,300.74
Sint Maarten	-	-	34.469	31,270.26
Reunion Island	-	-	34.161	24,083.51
Portugal	-	-	29.052	19,610.10
Australia	-	-	18.660	16,325.19
South Korea	-	-	19.113	10,640.12
GRAND TOTAL	3,755.656	2,001,601.06	18,270.561	10,627,198.83

EXPORTERS PERFORMANCE - PLYWOOD (OVERLAND)

EXPORTER	VOLUME (m ³)	VALUE (€)	CUMULATIVE: JAN-JUNE 2020	
			VOLUME (m ³)	VALUE (€)
Logs and Lumber Limited	678.708	230,865.54	2,925.088	975,964.58
Jussak Company Limited	607.267	191,497.04	3,111.941	958,108.73
Wood Pillar Limited	395.320	125,400.00	2,097.456	643,187.99
Asuo Bomosadu Timber and Sawmill Limited	214.330	73,635.00	773.957	238,860.00
John Bitar and Company Limited	123.234	51,317.08	737.025	295,005.13
Ayum Forest Products Limited	117.882	40,966.04	190.074	66,907.49
Naumuro Forest Products Company Limited	83.350	39,390.50	369.122	172,440.66
Bibiani Logging and Lumber Company Limited	-	-	144.672	56,878.81
Samartex Timber and Plywood Company Limited	-	-	88.411	33,499.39
Wako Ghana Company Limited	-	-	47.630	23,983.87
GRAND TOTAL	2,220.091	753,071.20	10,485.38	3,464,836.63

MOVING SPECIES - PLYWOOD (OVERLAND)

SPECIES	VOLUME (m ³)	VALUE (€)	CUMULATIVE: JAN-JUNE 2020	
			VOLUME (m ³)	VALUE (€)
Ceiba	2,064.707	689,599.35	9,530.811	3,101,304.74
Mixed Redwood	123.234	51,317.08	600.871	240,084.33
Mahogany	32.150	12,154.76	85.626	31,777.53
Chenchen	-	-	106.465	37,482.75
Sapele	-	-	50.365	21,618.84
Ofram	-	-	50.213	21,323.03
Black Ofram	-	-	61.025	11,245.42
GRAND TOTAL	2,220.091	753,071.20	10,485.376	3,464,836.63

DIRECTION OF TRADE - PLYWOOD (OVERLAND)

DESTINATION	VOLUME (m ³)	VALUE (€)	CUMULATIVE: JAN-JUNE 2020	
			VOLUME (m ³)	VALUE (€)
Burkina Faso	826.951	283,135.16	3,776.481	1,252,209.33
Benin	535.822	172,191.93	1,533.936	481,158.63
Togo	434.612	157,848.50	1,582.762	576,715.58
Niger	422.706	139,895.61	3,286.758	1,050,468.36
Mali	-	-	250.071	80,775.97
Gambia	-	-	55.368	23,508.77
GRAND TOTAL	2,220.091	753,071.20	10,485.376	3,464,836.63

EXPORTERS PERFORMANCE - PROCESSED L/MOULDTINGS

EXPORTER	VOLUME (m ³)	VALUE (€)	CUMULATIVE: JAN-JUNE 2020	
			VOLUME (m ³)	VALUE (€)
Logs and Lumber Limited	365.111	203,439.09	2,125.768	1,374,424.61
Samartex Timber and Plywood Company Limited	284.948	195,233.20	2,008.119	1,618,678.17
John Bitar and Company Limited	109.100	58,561.64	459.018	279,253.92
Asuo Bomosadu Timber and Sawmill Limited	56.364	41,851.56	330.699	239,978.08
Xylogi Company Limited	42.282	30,443.04	103.591	74,204.98

Modern Wood Technology and Company Limited	12.740	16,301.93	76.210	84,492.64
Akfabel Company Limited	24.153	9,902.73	24.153	9,902.73
GRAND TOTAL	894.698	555,733.18	5,127.558	3,680,935.12

MOVING SPECIES - PROCESSED L/MOULDINGS

SPECIES	VOLUME (m ³)	VALUE (€)	CUMULATIVE: JAN-JUNE 2020	
			VOLUME (m ³)	VALUE (€)
Wawa	545.148	273,144.99	2,468.642	1,281,138.00
Ceiba	82.085	59,499.23	238.362	162,954.95
Hotrohoto / Fotie	63.188	56,316.90	508.061	423,132.79
Niangon	37.237	43,848.40	338.381	381,669.73
Kusia	50.549	26,790.97	151.423	99,831.24
Odum	11.918	24,729.85	16.486	30,896.65
Dahoma	24.532	23,609.80	162.156	123,470.25
Denya	25.312	21,008.96	229.739	190,893.32
Koto / Kyere	30.576	16,881.35	43.161	31,906.35
Kako / Ekki	24.153	9,902.73	24.153	9,902.73
Mahogany	-	-	157.933	154,030.78
Sapele	-	-	109.244	119,043.81
Edinam	-	-	119.511	119,031.05
Bilinga	-	-	96.592	92,559.25
Makore	-	-	77.003	84,226.76
Papao/ Apa	-	-	51.621	78,121.55
Guarea	-	-	63.864	68,149.85
Black Ofram	-	-	68.232	49,591.86
Potrodum	-	-	57.394	37,306.10
Ayan / B'Dua	-	-	36.830	36,830.00
Essa	-	-	22.424	33,491.60
Mixed Redwood	-	-	36.545	27,165.83
Ofram	-	-	29.418	26,017.64
Danta	-	-	14.476	13,158.39
Cedrela	-	-	3.740	3,272.50
Walnut / Lovoa	-	-	2.167	3,142.15
GRAND TOTAL	894.698	555,733.18	5,127.558	3,680,935.12

DIRECTION OF TRADE - PROCESSED L/MOULDINGS

DESTINATION	VOLUME (m ³)	VALUE (€)	CUMULATIVE: JAN-JUNE 2020	
			VOLUME (m ³)	VALUE (€)
Germany	572.673	330,827.12	2,076.439	1,227,285.08
France	87.786	70,639.37	618.301	573,766.43
Croatia	105.522	46,165.89	366.596	164,339.56
United Kingdom	38.052	37,310.89	206.569	207,791.66
Finland	40.799	35,495.13	234.122	198,900.25
Greece	18.408	16,567.20	180.906	195,958.56
Belgium	24.153	9,902.73	1,039.006	833,065.74
Spain	7.305	8,824.85	19.890	23,849.85
Denmark	-	-	136.531	76,014.99
Russia	-	-	64.281	55,924.47
Netherlands	-	-	89.632	52,151.43

Portugal	-	-	20.935	23,028.50
South Africa	-	-	47.883	22,026.18
United Arab Emirates	-	-	18.094	20,265.28
Italy	-	-	8.373	6,567.15
GRAND TOTAL	894.698	555,733.18	5,127.558	3,680,935.12

EXPORTERS PERFORMANCE - SLICED VENEER

EXPORTER	VOLUME (m ³)	VALUE (€)	CUMULATIVE: JAN-JUNE 2020	
			VOLUME (m ³)	VALUE (€)
Logs and Lumber Limited	170.099	215,580.31	1,232.820	1,309,787.65
Mondial Veneer Ghana Limited	133.597	73,697.46	972.698	589,414.05
Samartex Timber and Plywood Company Limited	86.238	61,651.57	857.233	702,893.94
John Bitar and Company Limited	38.808	19,740.72	669.119	766,949.10
Xylogi Company Limited	-	-	145.916	99,215.40
GRAND TOTAL	428.742	370,670.06	3,877.786	3,468,260.13

MOVING SPECIES - SLICED VENEER

SPECIES	VOLUME (m ³)	VALUE (€)	CUMULATIVE: JAN-JUNE 2020	
			VOLUME (m ³)	VALUE (€)
Ceiba	98.726	68,608.35	722.274	467,166.83
Wawa	32.619	61,261.24	34.195	66,776.68
Chenchen	61.744	50,156.00	345.355	298,888.44
Asanfina	65.704	48,974.87	1,190.697	1,025,000.12
Koto / Kyere	39.683	42,133.21	508.763	503,062.33
Makore	40.548	34,226.26	206.902	169,616.37
Mahogany	49.098	26,655.55	258.329	330,095.74
Sapele	5.360	17,753.05	169.094	212,418.40
Ofram	9.669	6,146.67	196.975	66,610.06
Albizia	12.113	6,056.58	12.113	6,056.58
Emire	7.151	4,767.06	14.634	10,272.56
Hyedua	4.308	2,585.02	11.609	10,884.98
Odum	2.019	1,346.21	12.802	16,177.30
Black Ofram	-	-	71.906	130,720.85
Yaya	-	-	43.186	54,217.59
Entedua	-	-	12.870	25,600.34
Edinam	-	-	12.218	21,052.23
Kokote	-	-	20.811	20,793.96
Essa	-	-	9.724	10,757.78
Avodire	-	-	12.362	10,105.14
Black Hyedua	-	-	1.476	3,198.48
Candollei	-	-	2.615	2,528.27
White Ofram	-	-	1.127	1,691.09
Akasa	-	-	2.561	1,536.75
Ayan / B'Dua	-	-	2.193	1,535.01
Niangon	-	-	0.510	849.78
Berlina	-	-	0.485	646.48
GRAND TOTAL	428.742	370,670.06	3,877.786	3,468,260.13

DIRECTION OF TRADE - SLICED VENEER

DESTINATION	VOLUME (m ³)	VALUE (€)	CUMULATIVE: JAN-JUNE 2020	
			VOLUME (m ³)	VALUE (€)
Italy	171.941	108,727.87	1,538.757	1,236,964.03
China	54.410	97,513.15	244.517	350,141.99
Egypt	133.268	95,173.79	545.927	398,723.47
Denmark	18.365	39,427.23	70.048	129,669.41
Morocco	38.808	19,740.72	478.198	265,033.42
Lebanon	11.950	10,087.31	11.950	10,087.31
Spain	-	-	247.985	274,331.30
United States of America	-	-	134.694	230,503.60
Vietnam	-	-	113.705	99,640.17
India	-	-	63.445	80,388.45
Netherlands	-	-	35.432	63,889.38
United Arab Emirates	-	-	77.256	60,521.20
Turkey	-	-	170.797	58,389.18
Germany	-	-	25.699	54,954.32
Israel	-	-	23.870	49,863.79
Greece	-	-	36.501	40,407.39
Hong Kong	-	-	20.550	24,801.16
Chile	-	-	17.202	21,248.16
Latvia	-	-	21.252	18,702.39
GRAND TOTAL	428.742	370,670.06	3,877.786	3,468,260.13

EXPORTERS PERFORMANCE - ROTARY VENEER

EXPORTER	VOLUME (m ³)	VALUE (€)	CUMULATIVE: JAN-JUNE 2020	
			VOLUME (m ³)	VALUE (€)
Samartex Timber and Plywood Company Limited	267.804	164,766.48	1,763.915	1,026,479.86
John Bitar and Company Limited	280.317	104,767.15	1,716.638	622,905.10
Logs and Lumber Limited	55.728	21,951.85	120.092	55,820.03
Miro Forestry Ghana Limited	-	-	622.382	78,898.40
Jussak Company Limited	-	-	40.191	13,826.76
GRAND TOTAL	603.849	291,485.48	4,263.218	1,797,930.15

MOVING SPECIES - ROTARY VENEER

SPECIES	VOLUME (m ³)	VALUE (€)	CUMULATIVE: JAN-JUNE 2020	
			VOLUME (m ³)	VALUE (€)
Essa	297.340	179,995.27	1,427.166	838,407.15
Ceiba	210.321	68,296.86	1,496.752	510,580.72
Chenchen	55.728	21,951.85	192.936	100,742.39
Otie	40.460	21,241.50	202.256	103,367.49
Wawabima	-	-	150.030	85,692.37
Gmelina	-	-	550.054	69,093.25
Wawa	-	-	85.732	38,579.40
Ogea	-	-	64.828	29,826.07
Bombax	-	-	21.136	11,836.16
Eucalyptus	-	-	72.328	9,805.15
GRAND TOTAL	603.849	291,485.48	4,263.218	1,797,930.15

DIRECTION OF TRADE - ROTARY VENEER

DESTINATION	VOLUME (m ³)	VALUE (€)	CUMULATIVE: JAN-JUNE 2020	
			VOLUME (m ³)	VALUE (€)
United States of America	208.072	120,241.09	970.006	520,743.69
Canada	89.268	59,754.17	624.876	401,265.86
Spain	126.780	48,497.34	1,198.220	415,740.02
Italy	124.001	41,041.02	124.001	41,041.02
Egypt	55.728	21,951.85	411.026	219,010.28
China	-	-	550.054	69,093.25
Philippines	-	-	85.732	38,579.40
Morocco	-	-	121.603	36,480.90
Denmark	-	-	48.300	23,908.50
Belgium	-	-	41.008	12,302.40
Netherlands	-	-	16.064	9,959.68
Vietnam	-	-	72.328	9,805.15
GRAND TOTAL	603.849	291,485.48	4,263.218	1,797,930.15

EXPORTERS PERFORMANCE - BILLET

EXPORTER	VOLUME (m ³)	VALUE (€)	CUMULATIVE: JAN-JUNE 2020	
			VOLUME (m ³)	VALUE (€)
Rock Age Impex Limited	304.007	119,751.59	1,463.040	564,774.38
Mawuli Elliot Limited	165.103	65,035.83	165.103	65,035.83
Kimpex Ghana Limited	110.649	19,924.95	221.253	39,503.46
Smith Timber Export Limited	45.150	17,785.07	137.186	52,900.35
Richtuah Company Limited	33.052	13,019.53	471.161	180,888.98
PM Overseas Ghana Limited	22.700	8,941.77	66.723	25,899.01
Brown Brothers Company Limited	22.245	8,762.54	55.556	21,426.27
Geavag Company Limited	22.204	8,746.39	22.204	8,746.39
Blue Orbits Limited	44.183	7,956.18	88.536	15,807.31
Nasorp Merchantile Company Limited	22.316	4,018.52	62.627	13,338.63
GCKB Company Limited	22.093	3,978.36	313.041	55,165.95
PVN International Limited	22.020	3,965.22	242.547	42,539.59
Zenith Impex Ghana Limited	-	-	786.520	299,114.24
AB Saab Timbers Limited	-	-	616.629	237,177.98
Star Exim Ghana Limited	-	-	388.722	150,436.50
Beloved Knowledge Links Limited	-	-	237.741	91,928.58
Speed Bee Timber Company Limited	-	-	216.999	83,337.72
Sandylord Company Limited	-	-	176.080	67,434.95
Arena Resources Limited	-	-	176.266	67,010.43
Fortune Exim Ghana Limited	-	-	143.200	55,446.77
Banyan Trade Africa Limited	-	-	132.699	51,278.98
Africa Timber Resources Limited	-	-	112.033	38,463.56
Pacific Wood Products Ghana Limited	-	-	90.101	34,759.42
AIM Manufacturing Company Limited	-	-	79.964	30,674.74
Jonada Global Company Limited	-	-	78.072	30,270.02
Anish AG International Limited	-	-	57.400	21,821.56
Paulsi Royal Limited	-	-	55.332	21,169.38

Gracefields Agriculture Limited	-	-	44.072	17,140.31
G V Export and Import Trading Limited	-	-	44.099	16,822.32
Peacock Company Limited	-	-	33.282	12,823.58
Peekob Company Limited	-	-	33.206	12,623.81
Avenue Wood Limited	-	-	24.000	9,333.99
Star K Import and Export Limited	-	-	22.700	8,828.40
Pan Afro King Company Limited	-	-	22.515	8,590.93
Waga Investment Company Limited	-	-	22.179	8,460.56
Nach Company Limited	-	-	22.109	8,436.02
GRAND TOTAL	835.722	281,885.96	6,924.897	2,469,410.90

MOVING SPECIES - BILLET

SPECIES	VOLUME (m ³)	VALUE (€)	CUMULATIVE: JAN-JUNE 2020	
			VOLUME (m ³)	VALUE (€)
Teak	614.461	242,042.73	5,972.862	2,301,131.75
Gmelina	221.261	39,843.23	952.035	168,279.15
GRAND TOTAL	835.722	281,885.96	6,924.897	2,469,410.90

DIRECTION OF TRADE - BILLET

DESTINATION	VOLUME (m ³)	VALUE (€)	CUMULATIVE: JAN-JUNE 2020	
			VOLUME (m ³)	VALUE (€)
India	835.722	281,885.96	6,551.001	2,330,084.85
Saudi Arabia	-	-	195.612	75,261.61
China	-	-	112.033	38,463.56
Vietnam	-	-	44.072	17,140.31
Germany	-	-	22.179	8,460.56
GRAND TOTAL	835.722	281,885.96	6,924.897	2,469,410.90

EXPORTERS PERFORMANCE - BOULES (AIR DRIED)

EXPORTER	VOLUME (m ³)	VALUE (€)	CUMULATIVE: JAN-JUNE 2020	
			VOLUME (m ³)	VALUE (€)
Samartex Timber and Plywood Company Limited	360.136	190,872.08	481.355	260,907.86
GRAND TOTAL	360.136	190,872.08	481.355	260,907.86

MOVING SPECIES - BOULES (AIR DRIED)

SPECIES	VOLUME (m ³)	VALUE (€)	CUMULATIVE: JAN-JUNE 2020	
			VOLUME (m ³)	VALUE (€)
Niangon	360.136	190,872.08	481.355	260,907.86
GRAND TOTAL	360.136	190,872.08	481.355	260,907.86

DIRECTION OF TRADE - BOULES (AIR DRIED)

DESTINATION	VOLUME (m ³)	VALUE (€)	CUMULATIVE: JAN-JUNE 2020	
			VOLUME (m ³)	VALUE (€)
France	360.136	190,872.08	360.136	190,872.08
Italy	-	-	121.219	70,035.78
GRAND TOTAL	360.136	190,872.08	481.355	260,907.86

EXPORTERS PERFORMANCE - PLYWOOD

EXPORTER	VOLUME (m ³)	VALUE (€)	CUMULATIVE: JAN-JUNE 2020	
			VOLUME (m ³)	VALUE (€)
Techno Timber Company Limited	250.190	71,824.52	250.190	71,824.52
Samartex Timber and Plywood Company Limited	-	-	52.965	27,325.04
GRAND TOTAL	250.190	71,824.52	303.155	99,149.56

MOVING SPECIES - PLYWOOD

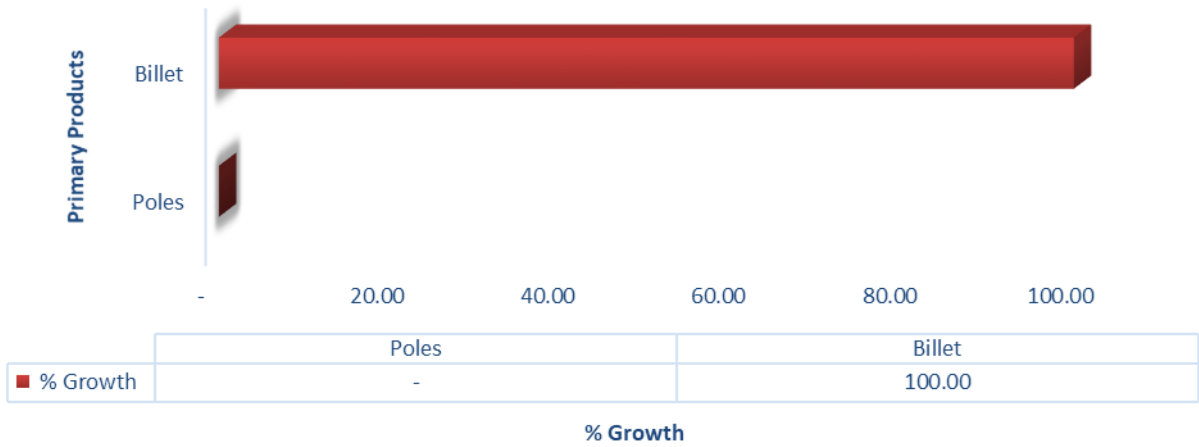
SPECIES	VOLUME (m ³)	VALUE (€)	CUMULATIVE: JAN-JUNE 2020	
			VOLUME (m ³)	VALUE (€)
Ceiba	135.736	32,890.98	188.701	60,216.02
Walnut / Lovo	64.296	22,632.19	64.296	22,632.19
Otie	50.158	16,301.35	50.158	16,301.35
GRAND TOTAL	250.190	71,824.52	303.155	99,149.56

DIRECTION OF TRADE - PLYWOOD

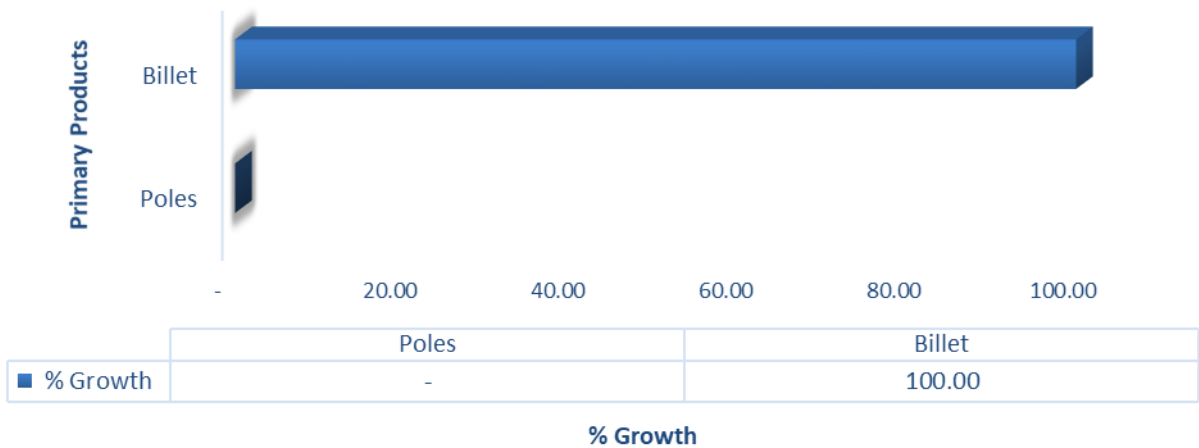
DESTINATION	VOLUME (m ³)	VALUE (€)	CUMULATIVE: JAN-JUNE 2020	
			VOLUME (m ³)	VALUE (€)
Senegal	250.190	71,824.52	250.190	71,824.52
Greece	-	-	52.965	27,325.04
GRAND TOTAL	250.190	71,824.52	303.155	99,149.56

APPENDIX A

Cumulative Volumes (m³) for Primary Wood Products - Jan-June 2020

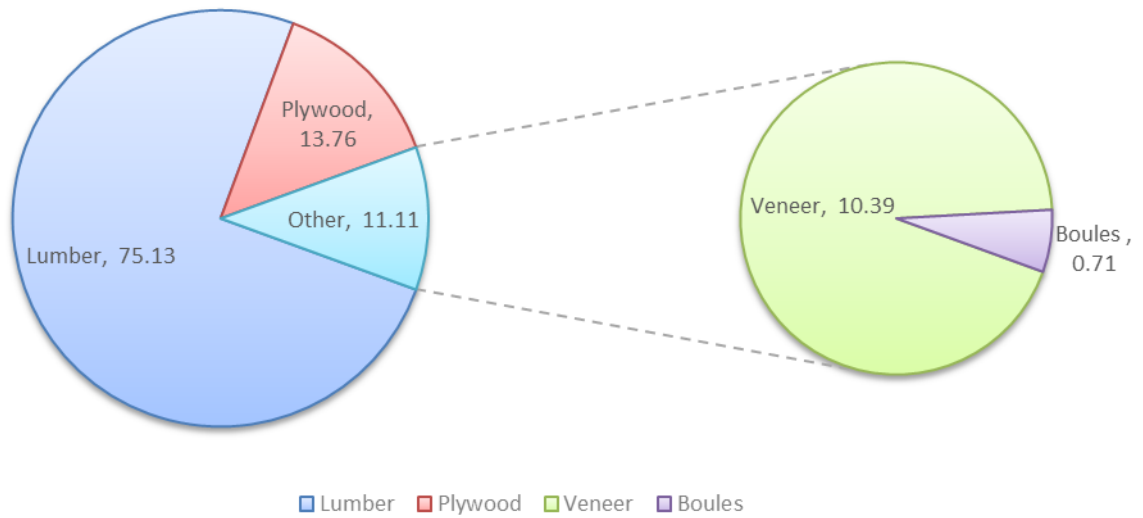


Cumulative Values (€) for Primary Wood Products - Jan-June 2020

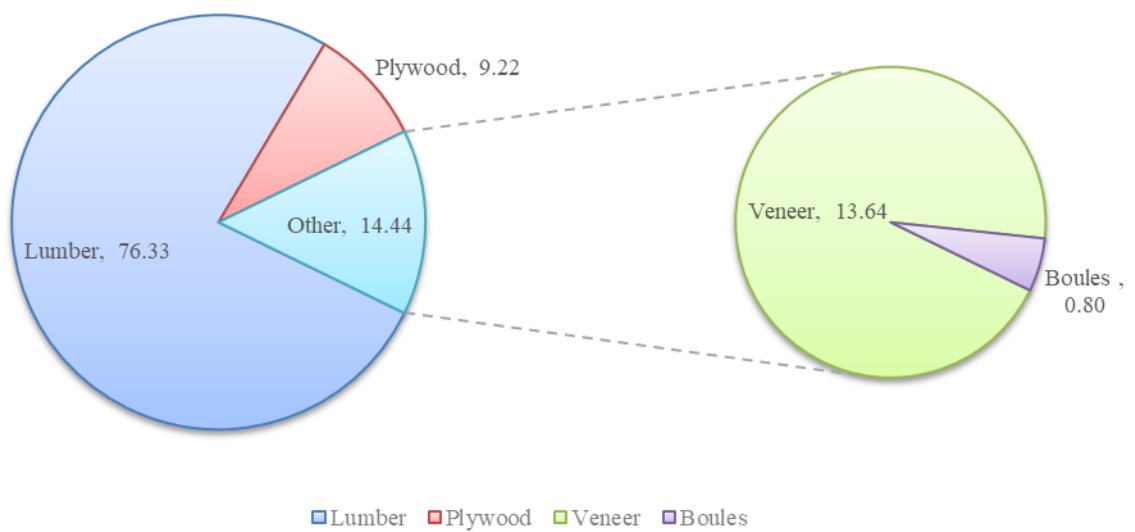


APPENDIX B

Secondary Wood Products - Volumes(m³)

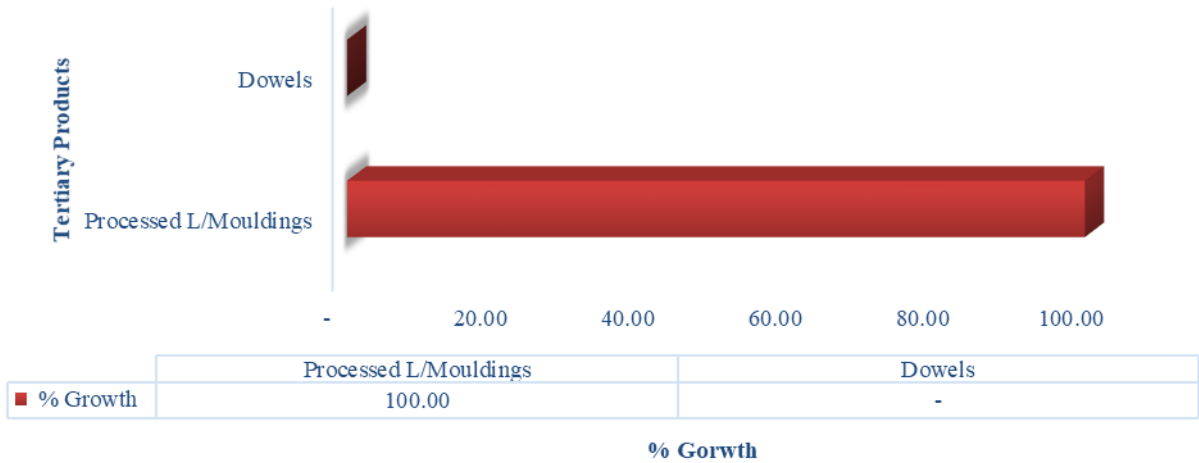


Secondary Wood Products - Value (€)

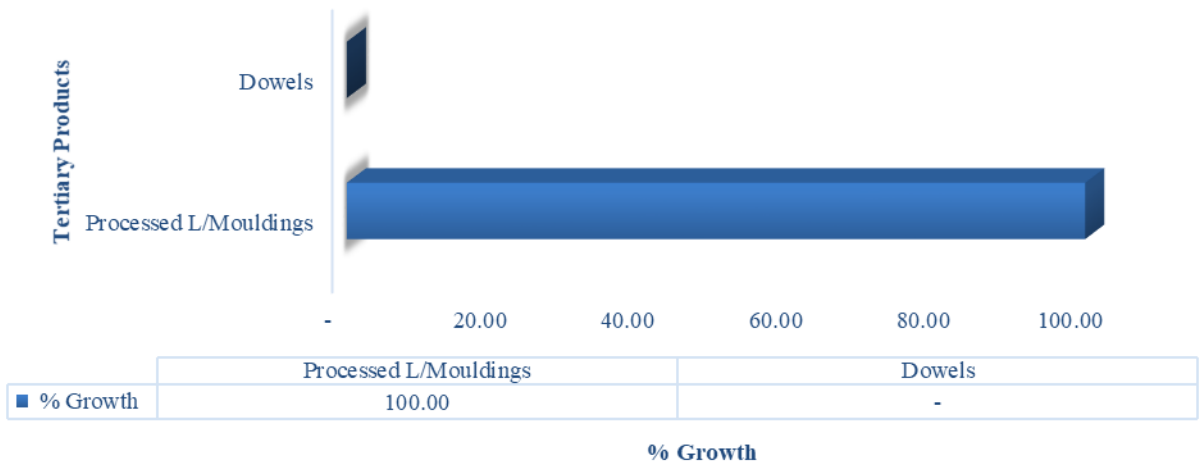


APPENDIX C

Cumulative Volumes (m³) for Tertiary Wood Products - Jan-June 2020

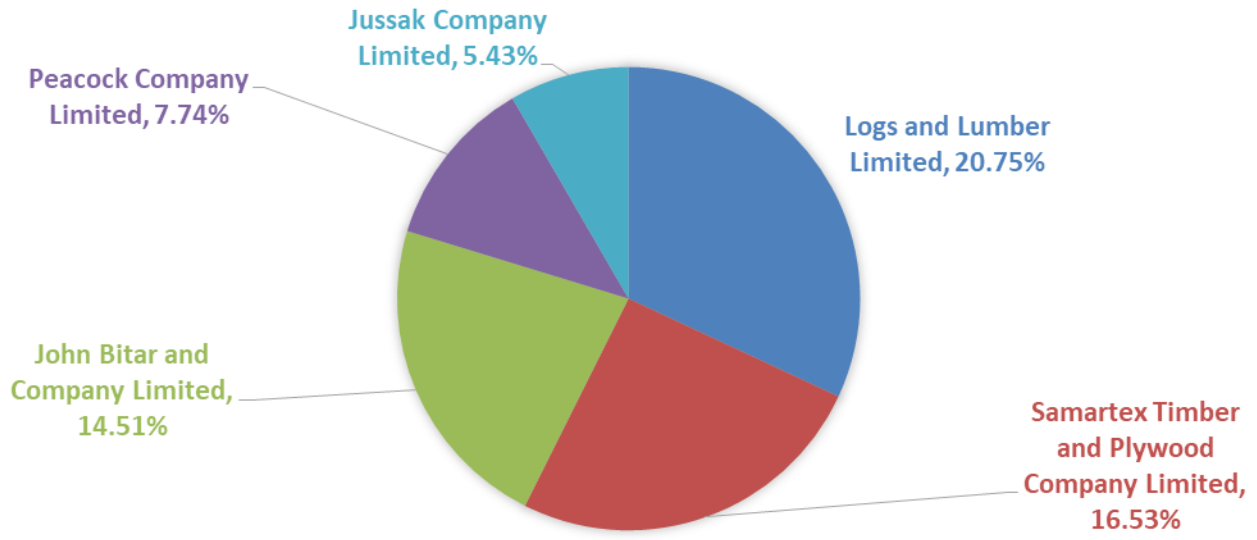


Cumulative Values (€) for Tertiary Wood Products - Jan-June 2020

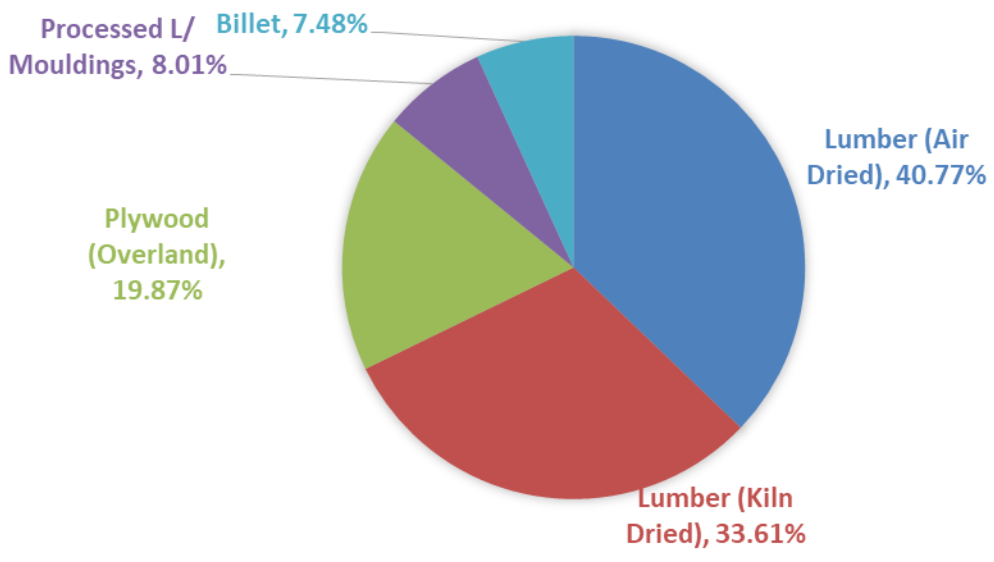


APPENDIX D

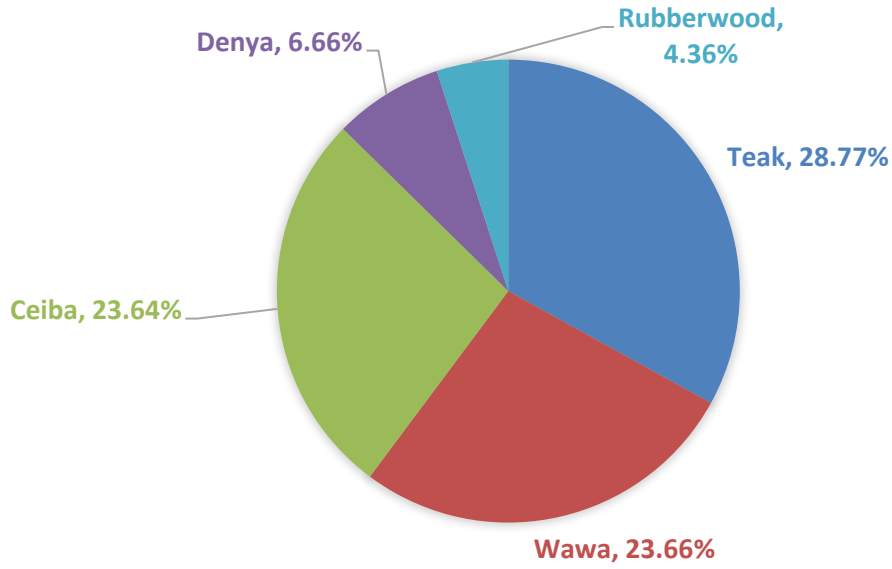
TOP 5 EXPORTERS FOR JUNE 2020



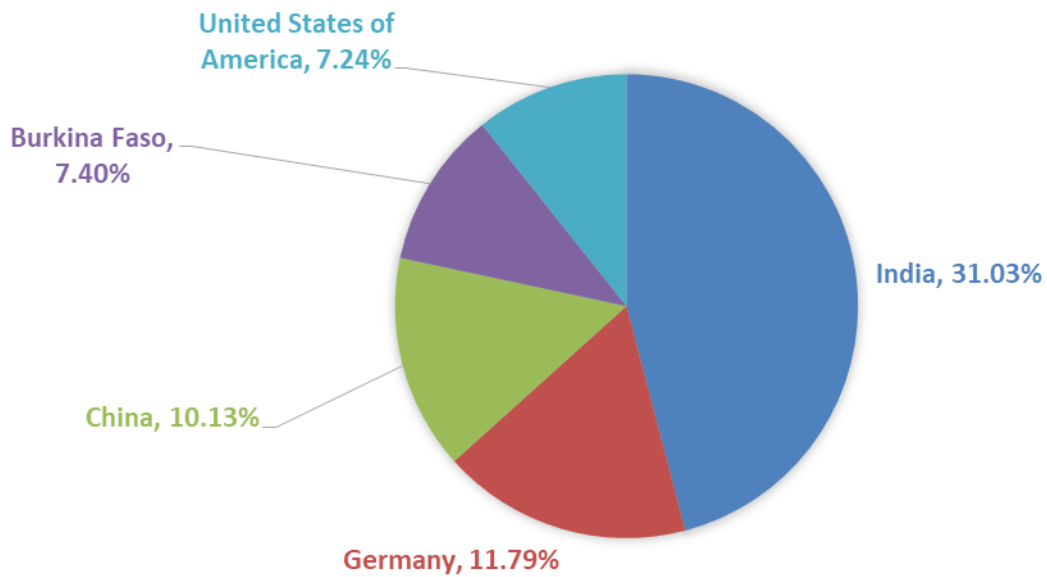
TOP 5 PRODUCTS FOR JUNE 2020



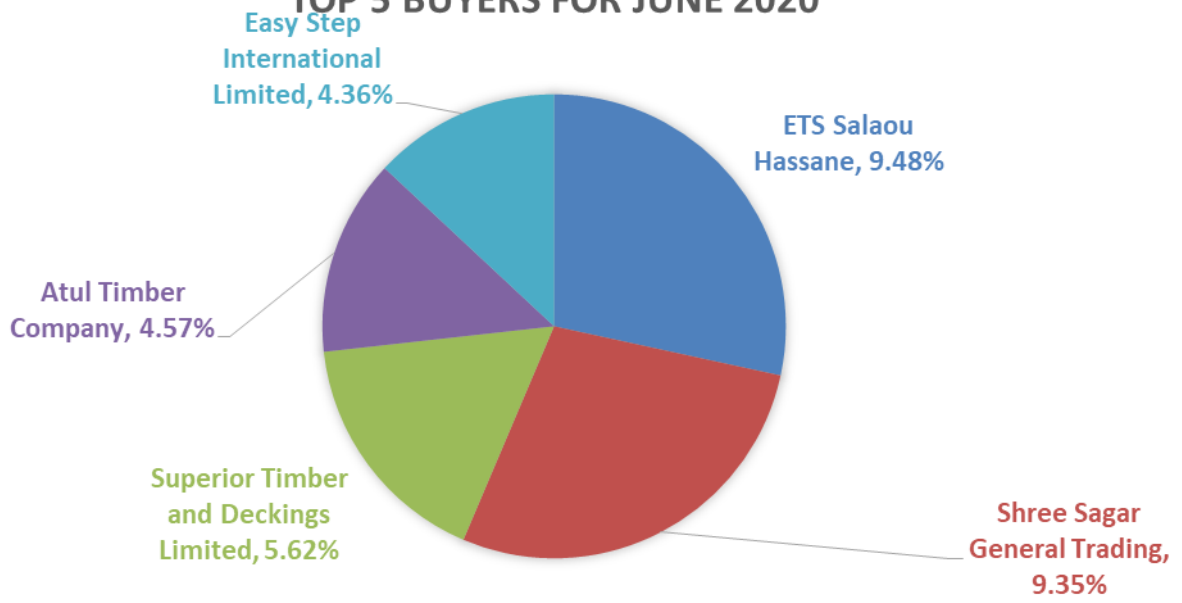
TOP 5 SPECIES FOR JUNE 2020



TOP 5 DESTINATIONS FOR JUNE 2020



TOP 5 BUYERS FOR JUNE 2020



GHANA FORESTRY COMMISSION

V
I
S
S
I
O
N

“TO LEAVE FUTURE
GENERATIONS AND ITS
COMMUNITIES WITH RICHER,
BETTER, MORE VALUABLE
FORESTRY AND WILDLIFE
ENDOWMENTS THAN WE
INHERITED.”

M
I
S
S
I
O
N

“TO SUSTAINABLY
DEVELOP AND MANAGE
GHANA’S FORESTRY
AND WILDLIFE
RESOURCES.”