



REPORT ON EXPORT OF TIMBER AND WOOD PRODUCTS MARCH, 2020

Table of Contents: Timber and Wood Products Export

REPORT ON EXPORT OF TIMBER AND WOOD PRODUCTS, MARCH 2020	3
SUMMARY OF WOOD PRODUCTS EXPORT	3
MARKET MIX FOR MARCH 2020.....	4
TOP FIVE (5) CATEGORIES FOR THE MONTH OF MARCH 2020 [SEE APPENDIX D].....	7
TIMBER AND WOOD PRODUCTS ANALYTICS	8
SUMMARY REPORT ON EXPORT PRODUCTS MARCH, 2020	8
LEADING EXPORTERS OF WOOD PRODUCTS FOR MARCH 2020.....	8
LEADING EXPORTERS OF TOP FIVE (5) PRODUCTS BY SPECIES MARCH 2020	9
LEADING BUYERS OF TOP FIVE (5) PRODUCTS BY SPECIES MARCH 2020	10
MAJOR MARKETS OF GHANA’S WOOD PRODUCTS EXPORTS: JAN-MAR 2019/ 2020: VOLUME.....	11
EXPORT OF TIMBER AND WOOD PRODUCTS TO ECOWAS COUNTRIES: JAN-MAR 2019/ 2020	12
COMPARATIVE EXPORT STATISTICS FOR TIMBER AND WOOD PRODUCTS: JAN-MAR 2019 / 2020	12
TIMBER AND WOOD PRODUCTS CLASSIFICATION	13
EXPORT PERFORMANCE FOR TIMBER AND WOOD PRODUCTS	14
APPENDIX A	25
APPENDIX B	26
APPENDIX C	27
APPENDIX D	28



REPORT ON EXPORT OF TIMBER AND WOOD PRODUCTS, MARCH 2020

SUMMARY OF WOOD PRODUCTS EXPORT

The export of Ghana's timber and wood products in the month of March, 2020 amounted to **€8,942,943.64** in value from the exported volume of **18,438.800m³** which represent decreases of **34.82%** in value and of **31.62%** in volume respectively as compared to an amount of **€13,721,321.69** gained from the exported volume of **26,966.993m³** documented in March, 2019. Sixty-Nine (69) Exporters (with the topmost five [5] being Logs and Lumber Limited, Samartex Timber and Plywood Company Limited, Fortune Exim Ghana Limited, John Bitar and Company Limited and Peacock Company Limited with respect to exported volumes) were involved in the export of Eight (8) different wood products (with the best five [5] being Lumber (Air Dried), Lumber (Kiln Dried), Plywood (Overland), Billet and Processed L/ Mouldings with respect to manufactured volumes) in Forty-One (41) Species (with the first [5] being Teak, Wawa, Ceiba, Gmelina and Mahogany with regards to volumes felled) to Thirty-Eight (38) different countries (with the top [5] favourite destination being India, Germany, China, Burkina Faso and United States of America in terms of shipping volumes) sold to Ninety-Six (96) diverse Buyers (with the top five [5] being Shree Sagar General Trading, Fortune Exim, ETS Salaou Hassane, New Dandeli Ventures and Patiala Timber Stores with regards to volumes purchased).

Cumulatively, Ghana secured **€26,582,102.34** from the export of **54,022.408m³** in January-March 2020. Comparatively, in the previous year for the same period under review **€41,760,687.71** was obtained from the export of **80,138.565m³** representing decreases of **36.35%** in value and **32.59%** in volume respectively.

Consequently, the overall Average Unit Price decreased from **€521/m³** in January-March 2019 to **€492/m³** in January-March 2020, representing a deficit of **5.57%**.

Primary Products (Billets) accrued **€1,519,779.28 (5.72%)** from **4,246.050m³ (7.86%)** of the total export of wood products from January-March 2020. The figures indicate decreases of **44.40%** in volume and **46.70%** in value respectively compared to the timber export figures from January-March 2019 of **7,637.285m³ (9.53%)** valued at **€2,851,592.59 (6.83%)**. [See Appendix A].

Secondary Wood Products comprising of Lumber, Plywood, Veneer, Kindling, Boules formed the bulk of the country's wood export which generated **€23,096,545.81 (86.89%)** from a volume of **47,178.146m³ (87.33%)** from January-March 2020. The figures indicate decreases of **38.52%** in value and **33.08%** in volume compared to the contribution of **€37,569,559.88 (89.96%)** and **70,499.708m³ (87.97%)**, respectively from January-March 2019. [See Appendix B].

Tertiary Wood Products (Processed L/Mouldings, Dowels and Doors) contributed **€1,965,777.24 (7.40%)** from a volume of **2,598.212m³ (4.81%)** to the total wood products export from January-March 2020. Moreover, the figures indicate increases of **46.75%** in volume and **29.81%** in value compared to the contribution of **2,001.572m³ (2.50%)** and **€1,339,535.24 (3.21%)** from January-March 2019. [See Appendix C].

On the direction of Trade, Asian/Far East countries (favourite destinations) imported **33,653.053m³ (62.29%)** valued at **€15.21million (57.20%)** during the period of March, 2020; as the major destinations (in terms of value) for Ghana's wood products were India, China. Exports of timber products to these regions were Lumber (Air Dried), Billet, Lumber (Kiln Dried), Rotary Veneer and Sliced Veneer in Teak, Gmelina, Denya, Wawa, Rubberwood, Koto / Kyere, Sapele, Senya, Potrodum, Odum, Papao/ Apa, Mahogany, Edinam, Mixed Redwood, Cedrela, Essa, Ceiba, Chenchen.

European imports accounted for **€5.95million (22.39%)** from a volume of **10,008.255m³ (18.53%)** to be the second major destination (in terms of value) for Ghana's wood products export during the month of March, 2020. Exports to Europe were Lumber (Kiln Dried), Processed L/ Mouldings, Sliced Veneer, Rotary Veneer, Lumber (Air Dried), Boules (Air Dried) and Boules (Kiln Dried) in Wawa, Ceiba, Hotrohotro / Fotie, Koto / Kyere, Sapele, Asanfina, Niangon, Makore, Edinam, Walnut / Lovoa, Odum, Otie, Mahogany, Potrodum, Papao/ Apa, Guarea, Denya, Bilinga, Chenchen, Black Ofram.

Wood product exports to **Africa** included Plywood (Overland), Lumber (Kiln Dried), Sliced Veneer, Rotary Veneer, Lumber (Air Dried), Processed L/ Mouldings and Sliced Veneer (Overland) yielded **€2.58million (9.72%)** from an exported volume of **6,654.030m³ (12.32%)**. Major destinations included Egypt, South Africa, Mauritius and Morocco; with the ECOWAS sub-region market having the largest share of 4,921.839m³ (73.97%) valued at €1.64million (63.26%) of the total African wood products exported from Ghana during the period of March, 2020. Wood products consisted mainly Plywood (Overland), Lumber (Air Dried) and Sliced Veneer (Overland). Burkina Faso (Plywood in Ceiba), Niger (Plywood in Ceiba), Togo (Plywood in Ceiba), Benin (Plywood in Ceiba), Mali (Plywood in Chenchen, Ceiba and Ofram) and Cape Verde (Lumber (Air Dried) in Guarea and Candollei) were the main ECOWAS markets during the period under review.

American imports accounted for **€2.20million (8.26%)** from the volume of **2,522.716m³ (4.67%)** making it the fourth topmost destination (in terms of value) for Ghana's wood products export in March, 2020. Exports to America were mainly Lumber (Kiln Dried) and Rotary Veneer in Mahogany, Essa, Cedrela, Otie, Sapele, Ogea and Black Ofram.

MARKET MIX FOR MARCH 2020

Species	Product	Destination	Exporter	Buyer
Teak	Lumber (Air Dried)	India	Fortune Exim Ghana Limited	Fortune Exim
			Peacock Company Limited	Shree Sagar General Trading
			PM Overseas Ghana Limited	Patiala Timber Stores
			Geavag Company Limited	Atul Timber Company
			Regent Industries Ghana Limited	Shree Sagar General Trading
			Renas Prestige Company Limited	Shree Sagar General Trading
			Nasorp Merchantile Company Limited	AIM Traders PTE Limited
				CNNC Nuclear Power Company Limited
			Star Exim Ghana Limited	Agarwalla Teak International PVT Limited
				New Dandeli Ventures
			AB Saab Timbers Limited	SNB Exports SA
			Panchtatva Associates Limited	DMJ Impex PVT Limited
			Duakron Ghana Limited	Bansal Lumbers PVT Limited
			Beghap Company Limited	Atul Timber Company
			Nirvana Ventures Limited	Lila Commodities
			Geetanjali Trading Company Limited	Shree Ram Trading Company
			Rock Age Impex Limited	New Dandeli Ventures
			F Wood and Trading Company Limited	Sheena International
			Nach Company Limited	Abhishek Impex
			Sandylord Company Limited	Coal Orbits Trading
			Royal Afro Asia Limited	V K Timber Stores
			Best Quote Limited	Jiao Enterprises
			Vickymart Plus Company Limited	Agarwalla Teak International PVT Limited
			Willyjoy Enterprise Limited	Blue Global
			Egyir Company Limited	ASR Overseas
			Mere Plantations Limited	Shri Madhav Global PTE Limited
			Kanha Impex Limited	Fortune Exim
Juben Empire Ghana Limited	V K Timber Stores			
Gran Pa Shipping and Company Limited	L V Enterprise			
Jonada Global Company Limited	Success Company Limited			

Billet	India	Rock Age Impex Limited	New Dandeli Ventures	
		Star Exim Ghana Limited	Agarwalla Teak International PVT Limited	
			New Dandeli Ventures	
		AB Saab Timbers Limited	SNB Exports SA	
		Speed Bee Timber Company Limited	Surya Export and Import	
		Jonada Global Company Limited	Success Company Limited	
		Sandylord Company Limited	Coal Orbits Trading	
		Peacock Company Limited	Shree Sagar General Trading	
		Paulsi Royal Limited	L V Enterprise	
		Saudi Arabia	Pacific Wood Products Ghana Limited	South Asia Timber Resources PTE Limited
	Beloved Knowledge Links Limited	South Asia Timber Resources PTE Limited		
Wawa	Lumber (Kiln Dried)	Germany	John Bitar and Company Limited	Vöhringer GMBH and Company
			Adras Company Limited	Protimber Holz Import and Export
				Holz Schnettler Soest
			Samartex Timber and Plywood Company Limited	Fritz Offermann GMBH
				Sudeck and Company GMBH
			Logs and Lumber Limited	Fritz Offermann GMBH
				Protimber Holz Import and Export
			Logs Court Limited	Wob Timber GMBH
			Specialized Timber Products Limited	Fritz Offermann GMBH
			Boison Construction Works Limited	Wob Timber GMBH
		Netherlands	Specialized Timber Products Limited	Wijma GMBH and Company
			Ibrahim and Sons Company Limited	Wijma GMBH and Company
			Carpo Timber and Trading Limited	Wijma GMBH and Company
		Estonia	Boison Construction Works Limited	Keflico Haverland
			Logs and Lumber Limited	Keflico Haverland
		China	John Bitar and Company Limited	Nien Made Enterprise Company Limited
			Logs and Lumber Limited	Shanghai Yulai Woods Products Company Limited
		Belgium	Logs and Lumber Limited	Somex NV Haven
		Saudi Arabia	Logs and Lumber Limited	Intertranstrade International
			Adras Company Limited	Timber Team International
		Finland	Sunstex Company Limited	Marronwood
		Turkey	Logs and Lumber Limited	Tim trade SRL
		United Kingdom	Logs and Lumber Limited	International Wood Enterprise Limited
			Adras Company Limited	Chorley Timber Limited
		South Africa	John Bitar and Company Limited	RJC Agencies Limited
		Qatar	Rakhishem Company Limited	Consolidated Veneer and Timber Company Limited
		Ireland	Sunstex Company Limited	Tradewood and Company
		France	Logs and Lumber Limited	3A Import Export

	Processed L/ Mouldings	Germany	Logs and Lumber Limited	International Timber Trading	
			Asuo Bomosadu Timber and Sawmill Limited	Sudeck and Company GMBH	
			John Bitar and Company Limited	Holz Import Winzek GMBH	
		Belgium	Logs and Lumber Limited	International Timber Trading	
				Wijma GMBH and Company	
		Denmark	Logs and Lumber Limited	International Timber Trading	
		Netherlands	Logs and Lumber Limited	Van Hout International B V	
	United Kingdom	Logs and Lumber Limited	NGH Timber Limited		
	Rotary Veneer	Philippines	Samartex Timber and Plywood Company Limited	Van Hout International B V	
Sliced Veneer	Germany	John Bitar and Company Limited	Holz Import Winzek GMBH		
Ceiba	Plywood (Overland)	Burkina Faso	Wood Pillar Limited	Ilak Commerce	
			Nana Commerce		
			Asuo Bomosadu Timber and Sawmill Limited	Nana Commerce	
			Bibiani Logging and Lumber Company Limited	Ilak Commerce	
		Jussak Company Limited	ETS Salaou Hassane		
		Niger	Logs and Lumber Limited	ETS Salaou Hassane	
			Jussak Company Limited	ETS Salaou Hassane	
			Wood Pillar Limited	ETS Salaou Hassane	
		Togo	Naumuro Forest Products Company Limited	ETS Vitro	
			Jussak Company Limited	ETS Salaou Hassane	
			Logs and Lumber Limited	ETS Salaou Hassane	
		Benin	Logs and Lumber Limited	ETS Salaou Hassane	
			Jussak Company Limited	ETS Fajak Intercontinental Sarl	
		Mali	Logs and Lumber Limited	ETS Salaou Hassane	
		Rotary Veneer	Spain	John Bitar and Company Limited	Total Wood Sal Mkalles
		Sliced Veneer	Morocco	Xylogi Company Limited	Innovbois
	Logs and Lumber Limited			F W Barth and Company	
	Italy		Mondial Veneer Ghana Limited	Mondial Tranciati Srl	
	China		John Bitar and Company Limited	FSD Building Material PVT Limited	
		Kingdom Resources			
	Processed L/ Mouldings	Netherlands	Xylogi Company Limited	Van Hout International B V	
		Germany	Asuo Bomosadu Timber and Sawmill Limited	Sudeck and Company GMBH	
	Gmelina	Billet	India	Kimpex Ghana Limited	N C Timbers
GCKB Company Limited				Patiala Timber Stores	
Blue Orbits Limited				Shiva Trading	
PVN International Limited				SSBC International	
Rotary Veneer	China	Miro Forestry Ghana Limited	International Forestry Products		
Mahogany	Lumber (Kiln Dried)	United States of America	Samartex Timber and Plywood Company Limited	Superior Timber and Deckings Limited	
			Boison Construction Works Limited	Blue Resources	
			Sunstex Company Limited	PRS Guitars Limited	
		Germany	Samartex Timber and Plywood Company Limited	Sudeck and Company GMBH	

Sliced Veneer	Vietnam	Logs and Lumber Limited	Mondolegno SRL
		John Bitar and Company Limited	Kingdom Resources
	Spain	Logs and Lumber Limited	A K Veneer and Timber
	Italy	Mondial Veneer Ghana Limited	Mondial Tranciati Srl
Processed L/ Mouldings	France	Logs and Lumber Limited	Sarl Rochette Stephane

TOP FIVE (5) CATEGORIES FOR THE MONTH OF MARCH 2020 [SEE APPENDIX D]

EXPORTER	Volume (m ³)	% Share in Volume (m ³) for March 2020
Logs and Lumber Limited	2,271.996	12.40%
Samartex Timber and Plywood Company Limited	2,061.372	11.25%
Fortune Exim Ghana Limited	1,082.220	5.91%
John Bitar and Company Limited	899.298	4.91%
Peacock Company Limited	869.624	4.75%

PRODUCT	Volume (m ³)	% Share in Volume (m ³) for March 2020
Lumber (Air Dried)	8,464.530	46.20%
Lumber (Kiln Dried)	3,979.698	21.72%
Plywood (Overland)	1,913.025	10.44%
Billet	1,605.123	8.76%
Processed L/ Mouldings	1,076.612	5.88%

SPECIES	Volume (m ³)	% Share in Volume (m ³) for March 2020
Teak	8,399.730	45.84%
Wawa	2,814.554	15.36%
Ceiba	2,159.229	11.78%
Gmelina	524.856	2.86%
Mahogany	518.896	2.83%

DESTINATION	Volume (m ³)	% Share in Volume (m ³) for March 2020
India	8,582.955	46.84%
Germany	1,133.959	6.19%
China	1,068.013	5.83%
Burkina Faso	676.030	3.69%
United States of America	642.128	3.50%

BUYER	Volume (m ³)	% Share in Volume (m ³) for March 2020
Shree Sagar General Trading	1,769.917	9.66%
Fortune Exim	1,118.280	6.10%
ETS Salaou Hassane	1,082.202	5.91%
New Dandeli Ventures	924.381	5.04%
Patiala Timber Stores	834.316	4.55%

TIMBER AND WOOD PRODUCTS ANALYTICS

SUMMARY REPORT ON EXPORT PRODUCTS MARCH, 2020

PRODUCT	VOLUME (m ³)	VALUE (€)	CUMULATIVE: JAN-MAR 2020	
			VOLUME (m ³)	VALUE (€)
Lumber (Air Dried)	8,464.530	3,826,159.30	27,860.562	12,808,306.49
Lumber (Kiln Dried)	3,979.698	2,331,077.42	9,895.272	5,868,232.45
Processed L/ Mouldings	1,076.612	824,134.30	2,598.212	1,965,777.24
Plywood (Overland)	1,913.025	622,386.37	4,672.202	1,524,114.86
Billet	1,605.123	559,556.64	4,246.050	1,519,779.28
Sliced Veneer	563.881	463,801.66	1,995.419	1,840,956.01
Rotary Veneer	760.543	271,169.78	2,571.861	945,030.98
Boules (Air Dried)	49.632	28,712.93	98.084	56,617.48
Boules (Kiln Dried)	25.756	15,945.23	79.208	48,923.85
Sliced Veneer (Overland)	-	-	5.538	4,363.69
GRAND TOTAL	18,438.800	8,942,943.64	54,022.408	26,582,102.34

MARCH 2020 AVERAGE EXCHANGE RATE
€ 1 = \$1.11
£ 1.12 = € 1

LEADING EXPORTERS OF WOOD PRODUCTS FOR MARCH 2020

PRODUCT	EXPORTER	VOLUME (m ³)	VALUE (€)	€/m ³
Lumber (Air Dried)	Fortune Exim Ghana Limited	1,082.220	478,921.74	442.54
Lumber (Kiln Dried)	Samartex Timber and Plywood Company Limited	735.317	642,913.35	874.33
Processed L/ Mouldings	Samartex Timber and Plywood Company Limited	414.784	374,240.58	902.25
Plywood (Overland)	Logs and Lumber Limited	486.841	159,204.61	327.02
Billet	Rock Age Impex Limited	513.013	198,648.56	387.22
Sliced Veneer	John Bitar and Company Limited	160.799	163,733.87	1,018.25
Rotary Veneer	Samartex Timber and Plywood Company Limited	328.032	175,234.60	534.20
Boules (Air Dried)	Samartex Timber and Plywood Company Limited	49.632	28,712.93	578.52
Boules (Kiln Dried)	Samartex Timber and Plywood Company Limited	25.756	15,945.23	619.09

LEADING EXPORTERS OF TOP FIVE (5) PRODUCTS BY SPECIES MARCH 2020

SPECIES	EXPORTERS	VOLUME (m ³)	VALUE (€)	€/m ³
Teak	Fortune Exim Ghana Limited	1,082.220	478,921.74	442.54
Wawa	Logs and Lumber Limited	1,055.947	466,778.01	442.05
Ceiba	Jussak Company Limited	488.195	154,074.90	315.60
Mahogany	Samartex Timber and Plywood Company Limited	341.612	351,493.40	1,028.93
Denya	Samartex Timber and Plywood Company Limited	211.004	128,393.31	608.49
Sapele	Samartex Timber and Plywood Company Limited	133.525	129,552.50	970.25
Hotrohotro / Fotie	Samartex Timber and Plywood Company Limited	215.396	179,625.51	833.93
Edinam	Samartex Timber and Plywood Company Limited	141.585	125,833.64	888.75
Odum	John Bitar and Company Limited	88.315	100,889.60	1,142.38
Koto / Kyere	Logs and Lumber Limited	77.462	47,609.02	614.61
Dahoma	Logs and Lumber Limited	163.692	79,806.76	487.54
Papao/ Apa	Kete Krachi Timber Recovery Limited	55.388	44,251.19	798.93
Makore	Samartex Timber and Plywood Company Limited	63.559	57,846.18	910.12
Potrodum	Samartex Timber and Plywood Company Limited	135.189	88,946.78	657.94
Rubberwood	Prestige Innovation and Processing Company	371.533	82,208.44	221.27
Cedrela	Ayipah Wood Company Limited	50.849	48,380.45	951.45
Guarea	Samartex Timber and Plywood Company Limited	72.128	31,736.32	440.00
Gmelina	Kimpex Ghana Limited	110.604	19,578.52	177.01
Senya	Delin Wood Limited	92.130	45,867.24	497.85
Niangon	Samartex Timber and Plywood Company Limited	32.014	23,690.36	740.00
Bilinga	Samartex Timber and Plywood Company Limited	35.025	39,228.00	1,120.00
Walnut / Lovoa	Ibrahim and Sons Company Limited	94.389	36,811.71	390.00
Essa	Logs and Lumber Limited	22.424	33,491.60	1,493.56
Black Hyedua	Boison Construction Works Limited	30.512	27,460.80	900.00
Black Ofram	Logs and Lumber Limited	32.210	23,379.73	725.85
Mixed Redwood	Logs and Lumber Limited	33.317	22,300.28	669.34
Ofram	Logs and Lumber Limited	38.023	19,507.29	513.04
Chenchen	Logs and Lumber Limited	49.118	16,275.00	331.34
Kusia	Logs and Lumber Limited	22.181	14,740.43	664.55
Emire	Logs and Lumber Limited	24.368	13,158.72	540.00
Utile	Logs and Lumber Limited	16.214	13,133.34	810.00
Otie	Swiss Lumber Company Limited	28.248	10,593.00	375.00
Candollei	Samartex Timber and Plywood Company Limited	24.014	10,446.09	435.00
Albizia	Logs and Lumber Limited	22.675	10,430.50	460.00
White Ofram	Carpo Timber and Trading Limited	17.734	7,536.95	425.00
Yaya	Samartex Timber and Plywood Company Limited	3.511	3,440.78	980.00

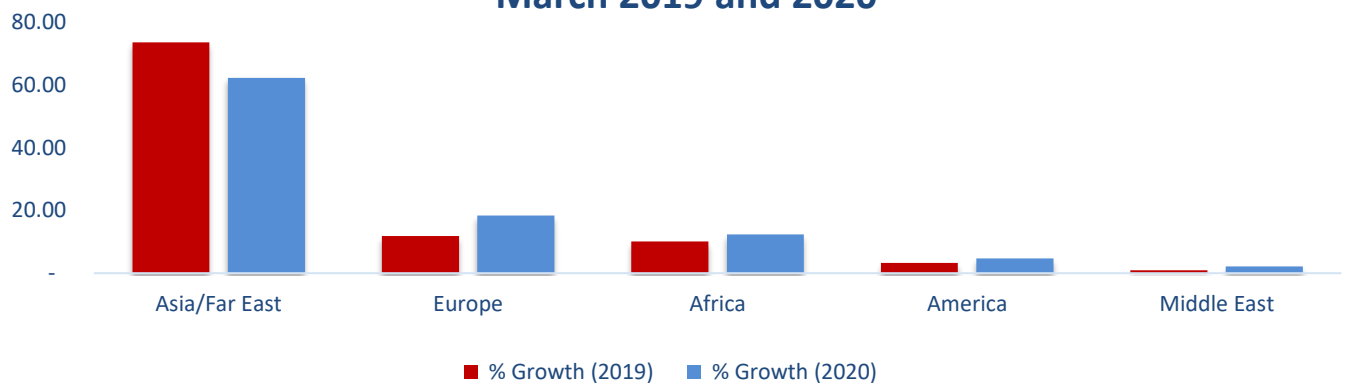
LEADING BUYERS OF TOP FIVE (5) PRODUCTS BY SPECIES MARCH 2020

SPECIES	BUYERS	VOLUME (m ³)	VALUE (€)	€/m ³
Teak	Shree Sagar General Trading	1,769.917	782,025.65	441.84
Wawa	Wijma GMBH and Company	470.759	190,747.82	405.19
Ceiba	ETS Salaou Hassane	1,001.587	321,067.66	320.56
Mahogany	Superior Timber and Deckings Limited	338.101	348,052.62	1,029.43
Denya	South Asia Timber Resources PTE Limited	108.274	59,893.98	553.17
Sapele	Superior Timber and Deckings Limited	97.204	86,032.62	885.07
Hotrohotro / Fotie	Sudeck and Company GMBH	111.777	90,487.44	809.54
Edinam	Superior Timber and Deckings Limited	37.135	28,347.94	763.38
Odum	Alpha Timber	63.173	61,277.81	970.00
Koto / Kyere	Wob Timber GMBH	67.349	41,063.18	609.71
Dahoma	J W Cappelen GMBH	134.257	57,730.51	430.00
Papao/ Apa	Dai Loi Trading Company Limited	38.831	39,738.30	1,023.37
Makore	Holz Schnettler Soest	37.888	28,794.88	760.00
Potrodum	Dai Loi Trading Company Limited	77.795	51,640.68	663.80
Rubberwood	Easy Step International Limited	371.533	82,208.44	221.27
Cedrela	Overseas Hardwood Company	50.849	48,380.45	951.45
Guarea	Sicor Empreendimentos	72.128	31,736.32	440.00
Gmelina	N C Timbers	110.604	19,578.52	177.01
Senya	Greenda Industry Limited	92.130	45,867.24	497.85
Niangon	Alpha Timber	32.014	23,690.36	740.00
Bilinga	Carl Gotz GMBH	35.025	39,228.00	1,120.00
Walnut / Lovoa	Wijma GMBH and Company	94.389	36,811.71	390.00
Essa	Finewood Marketing	22.424	33,491.60	1,493.56
Black Hyedua	Arbawood Timber Trading Agency	30.512	27,460.80	900.00
Black Ofram	Stocksman Wood Products	32.210	23,379.73	725.85
Mixed Redwood	Blue Resources	33.317	22,300.28	669.34
Ofram	ETS Salaou Hassane	31.497	15,004.35	476.37
Chenchen	ETS Salaou Hassane	49.118	16,275.00	331.34
Kusia	Fritz Offermann GMBH	22.181	14,740.43	664.55
Emire	RJC Agencies Limited	24.368	13,158.72	540.00
Utile	NGH Timber Limited	16.214	13,133.34	810.00
Otie	Sudeck and Company GMBH	28.248	10,593.00	375.00
Candollei	Sicor Empreendimentos	24.014	10,446.09	435.00
Albizia	Mourao Wood LDA	22.675	10,430.50	460.00
White Ofram	Wijma GMBH and Company	17.734	7,536.95	425.00
Yaya	Sudeck and Company GMBH	3.511	3,440.78	980.00

MAJOR MARKETS OF GHANA'S WOOD PRODUCTS EXPORTS: JAN-MAR 2019/ 2020: VOLUME

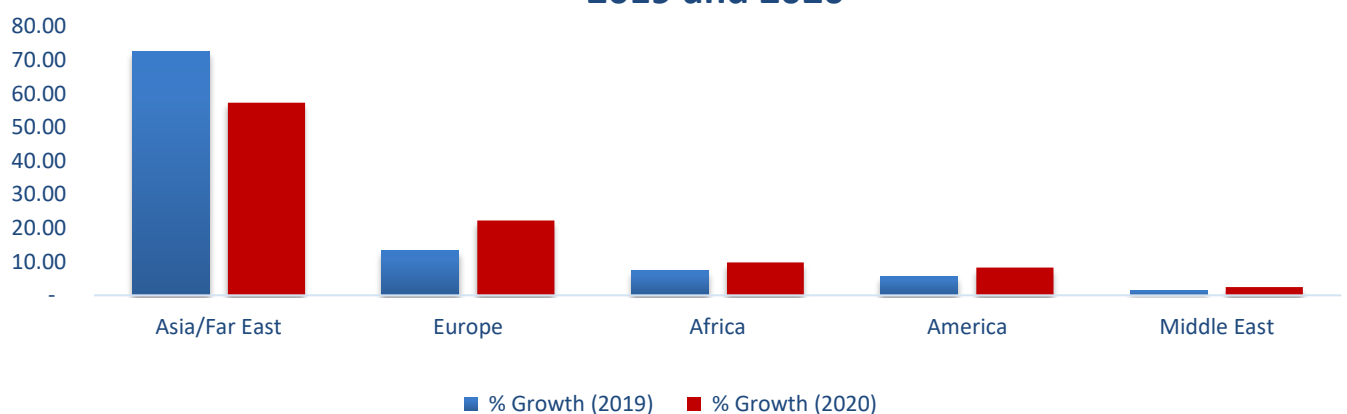
Volume(m ³) in thousands					
CONTINENT	JAN-MAR 2019	% Growth (2019)	JAN-MAR 2020	% Growth (2020)	Volume Variation
	Volume(m ³)		Volume(m ³)		
Asia/Far East	59.031	73.71	33.653	62.29	-11.42
Europe	9.512	11.88	10.008	18.53	6.65
Africa	8.124	10.15	6.654	12.32	2.17
America	2.650	3.31	2.523	4.67	1.36
Middle East	0.763	0.95	1.184	2.19	1.24
Total	80.082	100.00	54.022	100.00	0.00

%in Volume (m³) for Exports in the Major Markets for Jan-March 2019 and 2020



Values (€) in millions					
CONTINENT	JAN-MAR 2019	% Growth (2019)	JAN-MAR 2020	% Growth (2020)	Value Variation
	Value(€)		Value(€)		
Asia/Far East	30.24	72.44	15.21	57.20	-15.24
Europe	5.51	13.20	5.95	22.39	9.18
Africa	3.08	7.37	2.58	9.72	2.35
America	2.38	5.69	2.20	8.26	2.57
Middle East	0.54	1.29	0.64	2.42	1.13
Total	41.75	100.00	26.58	100.00	0.00

% in Value (€) for Exports in the Major Markets for Jan-March 2019 and 2020



EXPORT OF TIMBER AND WOOD PRODUCTS TO ECOWAS COUNTRIES: JAN-MAR 2019/ 2020

ECOWAS COUNTRIES	JAN-MAR 2019			JAN-MAR 2020		
	Volume(m ³)	Value(€)	UNIT PRICE	Volume(m ³)	Value(€)	UNIT PRICE
Niger	1,954.266	628,863.29	321.79	1,870.324	587,869.89	314.31
Burkina Faso	2,417.752	836,213.76	345.86	1,516.246	493,572.93	325.52
Benin	880.624	343,641.61	390.23	566.781	168,285.30	296.91
Togo	826.413	255,023.18	308.59	546.730	210,687.31	385.36
Cape Verde	165.925	66,578.70	401.26	244.099	106,793.77	437.50
Gambia	-	-	-	55.368	23,508.77	424.59
Mali	-	-	-	122.291	44,554.35	364.33
Nigeria	193.405	100,429.21	519.27	-	-	-
Senegal	250.566	82,748.73	330.25	-	-	-
Cote D'ivoire	99.933	77,002.67	770.54	-	-	-
TOTAL	6,788.884	2,390,501.13	352.12	4,921.839	1,635,272.32	332.25

COMPARATIVE EXPORT STATISTICS FOR TIMBER AND WOOD PRODUCTS: JAN-MAR 2019 / 2020

PRODUCT	% GROWTH			% GROWTH		
	JAN-MAR 2019	JAN-MAR 2020	% Growth in Volume	JAN-MAR 2019	JAN-MAR 2020	% Growth in Value
	Volume(m ³)	Volume(m ³)		Value(€)	Value(€)	
Lumber (Air Dried)	49,551.041	27,860.562	-43.77	26,246,003.84	12,808,306.49	-51.20
Lumber (Kiln Dried)	10,846.556	9,895.272	-8.77	6,402,473.07	5,868,232.45	-8.34
Plywood (Overland)	6,264.360	4,672.202	-25.42	2,157,376.39	1,524,114.86	-29.35
Plywood	250.566	-	-100.00	82,748.73	-	-100.00
Processed L/Mouldings	2,001.572	2,598.212	29.81	1,339,535.24	1,965,777.24	46.75
Sliced Veneer	2,135.973	1,995.419	-6.58	2,009,483.65	1,840,956.01	-8.39
Rotary Veneer	810.197	2,571.861	217.44	433,623.79	945,030.98	117.94
Sliced Veneer (Overland)	108.033	5.538	-94.87	83,797.32	4,363.69	-94.79
Billet	7,637.285	4,246.050	-44.40	2,851,592.59	1,519,779.28	-46.70
Boules (Air Dried)	76.561	98.084	28.11	45,764.89	56,617.48	23.71
Boules (Kiln Dried)	29.434	79.208	169.10	19,426.44	48,923.85	151.84
Kindling	426.986	-	-100.00	88,861.76	-	-100.00
TOTAL	80,138.565	54,022.408	-32.59	41,760,687.71	26,582,102.34	-36.35

TIMBER AND WOOD PRODUCTS CLASSIFICATION

PRODUCT	JAN-MAR 2019			JAN-MAR 2020		
	Volume(m ³)	Value(€)	% Share in Value	Volume(m ³)	Value(€)	% Share in Value
PRIMARY						
Billet	7,637.285	2,851,592.59		4,246.050	1,519,779.28	
SUB TOTAL	7,637.285	2,851,592.59	6.83	4,246.050	1,519,779.28	5.72
SECONDARY						
Lumber (Air Dried)	49,551.041	26,246,003.84		27,860.562	12,808,306.49	
Lumber (Kiln Dried)	10,846.556	6,402,473.07		9,895.272	5,868,232.45	
Boules (Air Dried)	76.561	45,764.89		98.084	56,617.48	
Boules (Kiln Dried)	29.434	19,426.44		79.208	48,923.85	
Veneers	3,054.204	2,526,904.75		4,572.818	2,790,350.68	
Plywood (Overland)	6,264.360	2,157,376.39		4,672.202	1,524,114.86	
Plywood	250.566	82,748.73		-	-	
Kindling	426.986	88,861.76		-	-	
SUB TOTAL	70,499.708	37,569,559.88	89.96	47,178.146	23,096,545.81	86.89
TERTIARY						
Processed L/Mouldings	2,001.572	1,339,535.24		2,598.212	1,965,777.24	
SUB TOTAL	2,001.572	1,339,535.24	3.21	2,598.212	1,965,777.24	7.40
GRAND TOTAL	80,138.565	41,760,687.71	100.00	54,022.408	26,582,102.34	100.00

Product	m3/ft container
Logs	11-13m3/20ft
Other Products	20m3/20ft

EXPORT PERFORMANCE FOR TIMBER AND WOOD PRODUCTS

EXPORTERS PERFORMANCE - LUMBER (AIR DRIED)

EXPORTER	VOLUME (m ³)	VALUE (€)	CUMULATIVE: JAN-MAR 2020	
			VOLUME (m ³)	VALUE (€)
Fortune Exim Ghana Limited	1082.22	478,921.74	3,806.387	1,679,918.80
Peacork Company Limited	847.442	375,023.93	2,504.582	1,101,461.30
PM Overseas Ghana Limited	738.469	326,799.41	1,710.539	754,723.10
Samartex Timber and Plywood Company Limited	507.851	317,951.10	1,313.081	809,530.23
Geavag Company Limited	504.693	223,345.02	1,297.868	570,674.09
Regent Industries Ghana Limited	468.038	207,123.85	1,584.126	698,140.49
Renas Prestige Company Limited	432.255	191,288.57	1,476.867	655,593.12
Nasorp Merchantile Company Limited	378.631	167,558.00	1,711.467	754,913.87
Star Exim Ghana Limited	343.825	152,155.08	343.825	152,155.08
AB Saab Timbers Limited	288.268	127,569.08	288.268	127,569.08
Panchatatva Associates Limited	235.195	104,082.35	921.715	406,609.39
Duakron Ghana Limited	216.683	95,890.11	1,661.925	733,346.01
Beghap Company Limited	198.481	87,835.07	542.128	239,195.18
Prestige Innovation and Processing Company	371.533	82,208.44	371.533	82,208.44
Nirvana Ventures Limited	180.356	79,814.09	595.310	263,176.18
Geetanjali Trading Company Limited	162.012	71,696.21	324.024	142,940.34
A List Enterprise Ghana Limited	108.274	59,893.98	270.679	148,973.09
Naumuro Forest Products Company Limited	98.406	57,348.73	118.150	69,066.44
Rock Age Impex Limited	126.547	56,001.65	234.941	103,257.36
Kete Krachi Timber Recovery Limited	73.149	52,243.64	144.612	119,253.71
F Wood and Trading Company Limited	108.392	47,967.41	361.239	160,351.73
Nach Company Limited	108.160	47,864.74	162.263	71,451.61
Sandylord Company Limited	108.012	47,799.24	108.012	47,799.24
Royal Afro Asia Limited	108.010	47,798.36	288.230	126,367.50
Delin Wood Limited	92.130	45,867.24	184.284	91,417.54
Best Quote Limited	90.120	39,881.38	90.120	39,881.38
Vickymart Plus Company Limited	90.025	39,839.34	396.110	174,047.29
Logs and Lumber Limited	69.224	38,329.65	160.769	82,948.71
Willyjoy Enterprise Limited	72.395	32,037.42	180.973	79,373.35
Egyir Company Limited	56.390	24,954.63	242.736	107,145.70
Metamorphosis Company Limited	36.426	22,164.77	36.426	22,164.77
Kodeas Family Link Company Limited	18.084	18,506.54	18.084	18,506.54
Kanha Impex Limited	36.060	15,957.86	36.060	15,957.86
Juben Empire Ghana Limited	36.004	15,933.08	324.160	143,245.14
Mere Plantations Limited	36.658	9,530.72	73.397	18,940.60
Jonada Global Company Limited	18.005	8,963.85	418.242	293,007.15
Gran Pa Shipping and Company Limited	18.107	8,013.01	108.594	47,461.94
K Lorvert Company Limited	-	-	886.085	391,533.85
3RDI Shipping Agency Limited	-	-	596.549	265,151.47
Askraf International Company Limited	-	-	506.023	224,914.88
Mawuli Elliot Limited	-	-	290.742	129,227.72
Phyibern Company Limited	-	-	180.104	109,017.08
Multimodal Freight Services Limited	-	-	198.601	88,273.30
Africa Timber Resources Limited	-	-	132.076	75,654.84
Richtuah Company Limited	-	-	72.157	73,810.23

Indiana Woods Limited	-	-	93.116	48,501.97
John Bitar and Company Limited	-	-	102.590	47,379.14
Boison Construction Works Limited	-	-	64.869	35,814.15
Jinta Industrial Limited	-	-	54.086	27,044.90
Pradip Asmak Company Limited	-	-	54.187	24,084.80
Star K Import and Export Limited	-	-	54.400	24,024.53
Benediction Company Limited	-	-	18.102	18,249.77
Anish AG International Limited	-	-	36.054	15,718.19
Swiss Lumber Company Limited	-	-	20.592	12,584.88
Ebenezer N Mensah Company Limited	-	-	18.109	10,855.41
Stepsu Wood Company Limited	-	-	18.020	10,111.93
Western Hardwood Limited	-	-	16.879	8,706.18
G L Interlink Limited	-	-	20.097	7,636.86
Prinelman Wood and Construction Limited	-	-	15.398	7,237.06
GRAND TOTAL	8,464.530	3,826,159.30	27,860.562	12,808,306.49

MOVING SPECIES - LUMBER (AIR DRIED)

SPECIES	VOLUME (m ³)	VALUE (€)	CUMULATIVE: JAN-MAR 2020	
			VOLUME (m ³)	VALUE (€)
Teak	7,089.453	3,131,645.21	24,200.570	10,676,359.55
Denya	471.871	275,793.24	1,516.777	885,639.63
Papao/ Apa	112.303	102,496.03	559.386	547,280.90
Rubberwood	371.533	82,208.44	371.533	82,208.44
Potrodum	77.795	51,640.68	166.987	108,327.91
Senya	92.130	45,867.24	311.998	154,929.22
Edinam	36.510	32,314.01	36.510	32,314.01
Guarea	72.128	31,736.32	72.128	31,736.32
Dahoma	47.569	23,682.39	47.569	23,682.39
Kusia	22.181	14,740.43	22.181	14,740.43
Emire	24.368	13,158.72	50.223	27,120.42
Candollei	24.014	10,446.09	78.219	42,939.19
Albizia	22.675	10,430.50	109.658	50,127.25
Mixed Redwood	-	-	147.957	64,611.36
Ananta	-	-	72.492	26,582.26
Kako / Ekki	-	-	46.108	19,614.96
Danta	-	-	22.352	9,290.60
Duabankye	-	-	17.751	5,720.17
Kroma	-	-	10.163	5,081.50
GRAND TOTAL	8,464.530	3,826,159.30	27,860.562	12,808,306.49

DIRECTION OF TRADE - LUMBER (AIR DRIED)

DESTINATION	VOLUME (m ³)	VALUE (€)	CUMULATIVE: JAN-MAR 2020	
			VOLUME (m ³)	VALUE (€)
India	7,089.453	3,131,645.21	24,200.570	10,676,359.55
Vietnam	345.714	238,278.83	1,175.989	835,544.29
China	500.089	150,240.44	973.624	485,111.98
Bangladesh	108.274	59,893.98	270.679	148,973.09
South Korea	98.406	57,348.73	118.150	69,066.44
Egypt	84.079	55,996.40	138.284	88,489.49

Cape Verde	96.142	42,182.41	244.099	106,793.77
United Kingdom	46.549	27,899.15	72.404	41,860.85
Europe	23.817	22,507.07	23.817	22,507.07
Italy	31.571	21,744.13	31.571	21,744.13
Portugal	22.675	10,430.50	109.658	50,127.25
Belgium	17.761	7,992.45	154.993	71,171.92
Saudi Arabia	-	-	95.998	54,707.41
Thailand	-	-	46.562	41,905.80
Sri Lanka	-	-	90.243	32,302.43
United Arab Emirates	-	-	54.098	31,059.36
Mauritius	-	-	20.592	12,584.88
Germany	-	-	22.352	9,290.60
Spain	-	-	16.879	8,706.18
GRAND TOTAL	8,464.530	3,826,159.30	27,860.562	12,808,306.49

EXPORTERS PERFORMANCE - LUMBER (KILN DRIED)

EXPORTER	VOLUME (m ³)	VALUE (€)	CUMULATIVE: JAN-MAR 2020	
			VOLUME (m ³)	VALUE (€)
Samartex Timber and Plywood Company Limited	735.317	642,913.35	1,624.531	1,376,349.38
Logs and Lumber Limited	1,094.205	529,125.60	2,311.642	1,182,736.08
John Bitar and Company Limited	472.717	287,765.62	1,341.670	766,038.02
Boison Construction Works Limited	329.011	180,631.22	554.905	303,354.41
Specialized Timber Products Limited	327.551	150,412.25	741.805	339,570.72
Sunstex Company Limited	175.597	107,024.60	358.749	187,095.11
Ibrahim and Sons Company Limited	239.891	92,787.69	381.229	147,909.51
Adras Company Limited	199.821	80,742.31	618.094	300,724.62
Logs Court Limited	85.482	52,264.99	232.604	141,442.10
Ayipah Wood Company Limited	50.849	48,380.45	296.178	289,200.56
Swiss Lumber Company Limited	62.717	41,863.26	95.360	72,104.40
Carpo Timber and Trading Limited	90.555	35,937.14	142.034	56,013.95
Birim Wood Complex Limited	30.301	29,696.24	30.301	29,696.24
Akwadiaso Company Limited	37.888	28,794.88	108.718	90,964.33
Rakhishem Company Limited	47.796	22,737.83	47.796	22,737.83
Xylogi Company Limited	-	-	99.088	86,595.40
Kete Krachi Timber Recovery Limited	-	-	61.850	55,665.00
Emanro Wood Processing Limited	-	-	47.412	43,727.47
Evergreen Timbers Limited	-	-	45.956	43,405.93
City View Company Limited	-	-	47.725	42,652.93
Slyvent Company Limited	-	-	89.651	41,289.23
Beb Hill Company Limited	-	-	45.931	41,049.59
Asuo Bomosadu Timber and Sawmill Limited	-	-	94.851	39,289.23
Lethnass Limited	-	-	94.244	36,755.16
Tony Toffey Construction and Wood Processing	-	-	95.807	36,345.23
Evergrand International Trading Company Limited	-	-	154.465	34,327.96
Western Hardwood Limited	-	-	63.078	20,496.77
A G Timbers Limited	-	-	27.620	20,438.80
Modern Wood Technology and Company Limited	-	-	23.916	13,392.96
G L Interlink Limited	-	-	18.062	6,863.56
GRAND TOTAL	3,979.698	2,331,077.42	9,895.272	5,868,232.45

MOVING SPECIES - LUMBER (KILN DRIED)

SPECIES	VOLUME (m ³)	VALUE (€)	CUMULATIVE: JAN-MAR 2020	
			VOLUME (m ³)	VALUE (€)
Wawa	2,341.046	1,020,771.41	5,049.233	2,249,489.29
Mahogany	409.758	421,037.33	1,148.062	1,092,775.80
Sapele	199.972	175,542.72	432.747	384,673.88
Odum	155.903	166,140.91	386.171	370,854.66
Koto / Kyere	178.347	107,805.28	508.860	305,510.82
Cedrela	81.150	78,076.69	560.868	529,004.11
Edinam	104.110	77,987.38	233.547	171,183.08
Dahoma	134.257	57,730.51	394.935	178,048.19
Makore	74.401	55,312.90	161.477	124,075.54
Walnut / Lova	94.389	36,811.71	235.727	91,933.53
Black Hyedua	30.512	27,460.80	42.204	41,102.42
Niangon	32.014	23,690.36	32.014	23,690.36
Mixed Redwood	33.317	22,300.28	33.317	22,300.28
Guarea	36.045	19,464.30	36.045	19,464.30
Utile	16.214	13,133.34	16.214	13,133.34
Otie	28.248	10,593.00	135.611	51,004.14
White Ofram	17.734	7,536.95	17.734	7,536.95
Ofram	6.526	4,502.94	27.921	19,265.49
Yaya	3.511	3,440.78	3.511	3,440.78
Black Ofram	2.244	1,737.84	184.017	92,291.46
Rubberwood	-	-	154.465	34,327.96
Subaha	-	-	33.496	21,102.48
Ceiba	-	-	49.034	15,160.05
Kako / Ekki	-	-	18.062	6,863.56
GRAND TOTAL	3,979.698	2,331,077.42	9,895.272	5,868,232.45

DIRECTION OF TRADE - LUMBER (KILN DRIED)

DESTINATION	VOLUME (m ³)	VALUE (€)	CUMULATIVE: JAN-MAR 2020	
			VOLUME (m ³)	VALUE (€)
United States of America	459.340	467,714.84	1,408.036	1,371,342.82
Germany	803.251	382,781.89	2,083.606	1,021,123.46
Netherlands	486.925	204,624.08	651.549	279,124.24
China	276.401	153,797.42	1,128.652	568,043.66
Estonia	320.807	139,306.22	356.340	158,849.37
Pakistan	134.339	114,380.56	195.760	161,473.29
Belgium	264.189	113,221.71	804.948	348,587.04
Qatar	110.284	96,018.85	246.530	170,166.18
Greece	95.187	84,968.17	119.103	98,361.13
United Kingdom	142.808	73,638.45	337.258	194,784.17
Saudi Arabia	140.559	60,712.15	223.640	119,638.78
United Arab Emirates	134.257	57,730.51	452.793	213,517.62
Egypt	58.992	56,962.02	58.992	56,962.02
Taiwan	62.894	49,168.08	110.259	88,439.48
Finland	93.147	46,107.77	139.047	68,828.27
France	77.996	37,922.74	116.165	55,984.83

Turkey	89.022	35,455.93	105.843	43,361.80
Barbados	35.135	31,874.46	66.507	61,157.04
Sint Maarten	34.469	31,270.26	34.469	31,270.26
Spain	30.512	27,460.80	58.132	47,899.60
Ireland	47.304	22,778.16	137.250	65,836.07
Vietnam	33.317	22,300.28	33.317	22,300.28
South Africa	48.563	20,882.09	565.500	279,740.46
Dominican Republic	-	-	247.109	199,849.10
Canada	-	-	67.231	70,971.03
Israel	-	-	83.810	38,931.67
Poland	-	-	44.313	21,048.68
South Korea	-	-	19.113	10,640.12
GRAND TOTAL	3,979.698	2,331,077.42	9,895.272	5,868,232.45

EXPORTERS PERFORMANCE - PROCESSED L/MOULDTINGS

EXPORTER	VOLUME (m ³)	VALUE (€)	CUMULATIVE: JAN-MAR 2020	
			VOLUME (m ³)	VALUE (€)
Samartex Timber and Plywood Company Limited	414.784	374,240.58	994.610	887,270.84
Logs and Lumber Limited	498.651	322,563.00	1,104.373	756,997.40
John Bitar and Company Limited	63.281	53,767.42	278.048	167,932.26
Asuo Bomosadu Timber and Sawmill Limited	57.614	43,120.27	159.872	109,814.81
Xylogi Company Limited	42.282	30,443.04	61.309	43,761.94
GRAND TOTAL	1,076.612	824,134.30	2,598.212	1,965,777.24

MOVING SPECIES - PROCESSED L/MOULDTINGS

SPECIES	VOLUME (m ³)	VALUE (€)	CUMULATIVE: JAN-MAR 2020	
			VOLUME (m ³)	VALUE (€)
Wawa	386.200	193,228.73	1,006.182	509,013.27
Hotrohoto / Fotie	215.396	179,625.51	309.957	256,915.15
Edinam	68.173	66,949.00	109.215	109,556.71
Sapele	53.512	61,914.25	87.231	97,471.07
Bilinga	35.025	39,228.00	96.592	92,559.25
Makore	35.873	38,742.84	40.659	43,911.72
Potrodum	57.394	37,306.10	57.394	37,306.10
Essa	22.424	33,491.60	22.424	33,491.60
Ceiba	44.550	31,123.44	151.013	99,770.92
Mahogany	34.216	31,019.84	92.276	89,188.72
Black Ofram	32.210	23,379.73	68.232	49,591.86
Dahoma	29.435	22,076.25	78.233	56,234.85
Niangon	18.887	20,926.80	179.719	203,938.85
Denya	17.297	16,259.18	136.434	113,986.81
Koto / Kyere	12.585	15,025.00	12.585	15,025.00
Guarea	13.435	13,838.05	51.836	55,646.47
Papao/ Apa	-	-	33.953	51,375.80
Kusia	-	-	32.763	24,831.28
Danta	-	-	14.476	13,158.39
Ofram	-	-	13.298	9,530.93
Cedrela	-	-	3.740	3,272.50
GRAND TOTAL	1,076.612	824,134.30	2,598.212	1,965,777.24

DIRECTION OF TRADE - PROCESSED L/MOULDINGS

DESTINATION	VOLUME (m ³)	VALUE (€)	CUMULATIVE: JAN-MAR 2020	
			VOLUME (m ³)	VALUE (€)
Belgium	359.182	278,525.23	687.669	558,110.70
Germany	329.132	227,920.87	789.382	522,313.61
France	63.792	59,941.46	337.580	329,546.58
Russia	64.281	55,924.47	64.281	55,924.47
Netherlands	89.632	52,151.43	89.632	52,151.43
United Kingdom	30.811	41,878.60	102.721	97,064.92
Denmark	68.972	38,626.85	119.061	59,593.19
Finland	39.338	33,213.60	103.012	88,280.98
Greece	18.887	20,926.80	41.073	45,508.88
Spain	12.585	15,025.00	12.585	15,025.00
Croatia	-	-	155.931	70,370.39
Portugal	-	-	20.935	23,028.50
South Africa	-	-	47.883	22,026.18
United Arab Emirates	-	-	18.094	20,265.28
Italy	-	-	8.373	6,567.15
GRAND TOTAL	1,076.612	824,134.30	2,598.212	1,965,777.24

EXPORTERS PERFORMANCE - PLYWOOD (OVERLAND)

EXPORTER	VOLUME (m ³)	VALUE (€)	CUMULATIVE: JAN-MAR 2020	
			VOLUME (m ³)	VALUE (€)
Logs and Lumber Limited	486.841	159,204.61	930.978	302,420.12
Jussak Company Limited	488.195	154,074.90	1,706.598	520,170.24
Wood Pillar Limited	496.531	150,900.00	1,034.737	315,707.99
Naumuro Forest Products Company Limited	142.886	66,379.64	285.772	133,050.16
Asuo Bomosadu Timber and Sawmill Limited	226.236	63,450.00	226.236	63,450.00
Bibiani Logging and Lumber Company Limited	72.336	28,377.23	144.672	56,878.81
John Bitar and Company Limited	-	-	343.209	132,437.54
GRAND TOTAL	1,913.025	622,386.37	4,672.20	1,524,114.86

MOVING SPECIES - PLYWOOD (OVERLAND)

SPECIES	VOLUME (m ³)	VALUE (€)	CUMULATIVE: JAN-MAR 2020	
			VOLUME (m ³)	VALUE (€)
Ceiba	1,832.410	591,107.03	4,300.112	1,380,215.15
Chenchen	49.118	16,275.00	49.118	16,275.00
Ofram	31.497	15,004.35	31.497	15,004.35
Mixed Redwood	-	-	267.900	102,242.41
Sapele	-	-	18.217	7,933.45
Black Ofram	-	-	5.358	2,444.49
GRAND TOTAL	1,913.025	622,386.37	4,672.202	1,524,114.86

DIRECTION OF TRADE - PLYWOOD (OVERLAND)

DESTINATION	VOLUME (m ³)	VALUE (€)	CUMULATIVE: JAN-MAR 2020	
			VOLUME (m ³)	VALUE (€)
Niger	631.082	206,888.64	1,870.324	587,869.89
Burkina Faso	676.030	203,344.27	1,510.708	489,209.24
Togo	296.679	109,020.30	546.730	210,687.31
Benin	186.943	58,578.81	566.781	168,285.30
Mali	122.291	44,554.35	122.291	44,554.35
Gambia	-	-	55.368	23,508.77
GRAND TOTAL	1,913.025	622,386.37	4,672.202	1,524,114.86

EXPORTERS PERFORMANCE - BILLET

EXPORTER	VOLUME (m ³)	VALUE (€)	CUMULATIVE: JAN-MAR 2020	
			VOLUME (m ³)	VALUE (€)
Rock Age Impex Limited	513.013	198,648.56	969.028	372,603.28
Star Exim Ghana Limited	266.585	103,226.87	355.415	137,774.29
AB Saab Timbers Limited	220.390	85,339.27	308.519	119,614.06
Pacific Wood Products Ghana Limited	67.600	26,176.03	90.101	34,759.42
Speed Bee Timber Company Limited	58.375	22,603.93	159.914	61,589.66
Jonada Global Company Limited	55.070	21,324.17	78.072	30,270.02
Kimpex Ghana Limited	110.604	19,578.52	110.604	19,578.52
Sandylord Company Limited	44.040	17,053.14	44.040	17,053.14
Beloved Knowledge Links Limited	44.021	17,045.78	237.741	91,928.58
GCKB Company Limited	95.847	16,966.31	210.130	37,090.53
Peacork Company Limited	22.182	8,589.30	33.282	12,823.58
Blue Orbits Limited	44.353	7,851.13	44.353	7,851.13
PVN International Limited	44.042	7,796.08	176.354	30,869.30
Paulsi Royal Limited	19.001	7,357.55	19.001	7,357.55
Zenith Impex Ghana Limited	-	-	445.476	171,759.98
Richtuah Company Limited	-	-	317.011	121,832.04
Fortune Exim Ghana Limited	-	-	143.200	55,446.77
Banyan Trade Africa Limited	-	-	132.699	51,278.98
Africa Timber Resources Limited	-	-	112.033	38,463.56
Gracefields Agriculture Limited	-	-	44.072	17,140.31
PM Overseas Ghana Limited	-	-	44.023	16,957.24
G V Export and Import Trading Limited	-	-	44.099	16,822.32
Smith Timber Export Limited	-	-	24.681	9,414.99
Avenue Wood Limited	-	-	24.000	9,333.99
Star K Import and Export Limited	-	-	22.700	8,828.40
AIM Manufacturing Company Limited	-	-	22.213	8,638.99
Waga Investment Company Limited	-	-	22.179	8,460.56
Nasorp Merchantile Company Limited	-	-	11.110	4,238.10
GRAND TOTAL	1,605.123	559,556.64	4,246.050	1,519,779.28

MOVING SPECIES - BILLET

SPECIES	VOLUME (m ³)	VALUE (€)	CUMULATIVE: JAN-MAR 2020	
			VOLUME (m ³)	VALUE (€)
Teak	1,310.277	507,364.61	3,680.609	1,420,163.70
Gmelina	294.846	52,192.03	565.441	99,615.58
GRAND TOTAL	1,605.123	559,556.64	4,246.050	1,519,779.28

DIRECTION OF TRADE - BILLET

DESTINATION	VOLUME (m ³)	VALUE (€)	CUMULATIVE: JAN-MAR 2020	
			VOLUME (m ³)	VALUE (€)
India	1,493.502	516,334.83	3,872.154	1,380,453.24
Saudi Arabia	111.621	43,221.81	195.612	75,261.61
China	-	-	112.033	38,463.56
Vietnam	-	-	44.072	17,140.31
Germany	-	-	22.179	8,460.56
GRAND TOTAL	1,605.123	559,556.64	4,246.050	1,519,779.28

EXPORTERS PERFORMANCE - SLICED VENEER

EXPORTER	VOLUME (m ³)	VALUE (€)	CUMULATIVE: JAN-MAR 2020	
			VOLUME (m ³)	VALUE (€)
John Bitar and Company Limited	160.799	163,733.87	477.227	548,011.62
Mondial Veneer Ghana Limited	231.665	147,523.74	410.722	260,511.59
Logs and Lumber Limited	123.075	119,562.77	673.257	722,093.66
Xylogi Company Limited	48.342	32,981.27	97.547	66,697.82
Samartex Timber and Plywood Company Limited	-	-	336.666	243,641.32
GRAND TOTAL	563.881	463,801.66	1,995.419	1,840,956.01

MOVING SPECIES - SLICED VENEER

SPECIES	VOLUME (m ³)	VALUE (€)	CUMULATIVE: JAN-MAR 2020	
			VOLUME (m ³)	VALUE (€)
Koto / Kyere	131.018	110,614.02	291.803	302,457.86
Asanfina	132.728	87,409.50	652.839	595,068.67
Mahogany	74.922	76,123.55	154.624	194,269.77
Ceiba	119.823	75,684.81	394.843	233,582.74
Chenchen	40.139	50,491.84	191.462	166,560.51
Sapele	33.426	30,595.89	113.469	115,823.75
Essa	9.724	10,757.78	9.724	10,757.78
Wawa	1.576	5,515.44	1.576	5,515.44
Yaya	5.940	4,158.33	38.103	49,425.83
Ofram	6.632	3,997.97	6.632	3,997.97
Emire	3.601	3,241.02	3.601	3,241.02
Black Hyedua	1.476	3,198.48	1.476	3,198.48
Odum	2.876	2,013.02	7.106	11,234.81
Makore	-	-	73.485	58,363.02
Black Ofram	-	-	23.870	49,863.79
Kokote	-	-	6.593	12,737.04
Avodire	-	-	12.362	10,105.14
Edinam	-	-	5.926	7,873.55

Entedua	-	-	3.222	4,565.65
Hyedua	-	-	2.195	1,463.40
Niangon	-	-	0.510	849.78
GRAND TOTAL	563.881	463,801.66	1,995.419	1,840,956.01

DIRECTION OF TRADE - SLICED VENEER

DESTINATION	VOLUME (m ³)	VALUE (€)	CUMULATIVE: JAN-MAR 2020	
			VOLUME (m ³)	VALUE (€)
Italy	179.569	114,543.49	809.302	763,550.64
Vietnam	113.705	99,640.17	113.705	99,640.17
China	61.513	86,274.15	130.081	162,070.77
Morocco	130.310	74,717.96	391.021	212,775.12
Spain	58.940	52,664.33	101.145	96,722.62
Denmark	18.268	30,446.12	36.380	60,633.84
Germany	1.576	5,515.44	1.576	5,515.44
United States of America	-	-	72.819	116,459.67
Egypt	-	-	177.181	113,272.33
India	-	-	63.445	80,388.45
Israel	-	-	23.870	49,863.79
United Arab Emirates	-	-	36.439	40,112.61
Chile	-	-	17.202	21,248.16
Latvia	-	-	21.252	18,702.39
GRAND TOTAL	563.881	463,801.66	1,995.419	1,840,956.01

EXPORTERS PERFORMANCE - ROTARY VENEER

EXPORTER	VOLUME (m ³)	VALUE (€)	CUMULATIVE: JAN-MAR 2020	
			VOLUME (m ³)	VALUE (€)
Samartex Timber and Plywood Company Limited	328.032	175,234.60	900.491	498,853.63
John Bitar and Company Limited	202.501	66,925.67	944.433	319,584.01
Miro Forestry Ghana Limited	230.010	29,009.52	622.382	78,898.40
Logs and Lumber Limited	-	-	64.364	33,868.18
Jussak Company Limited	-	-	40.191	13,826.76
GRAND TOTAL	760.543	271,169.78	2,571.861	945,030.98

MOVING SPECIES - ROTARY VENEER

SPECIES	VOLUME (m ³)	VALUE (€)	CUMULATIVE: JAN-MAR 2020	
			VOLUME (m ³)	VALUE (€)
Essa	178.536	106,379.73	476.096	271,799.08
Ceiba	162.446	48,733.80	992.689	340,628.60
Wawa	85.732	38,579.40	85.732	38,579.40
Otie	77.251	36,710.02	121.807	60,132.04
Gmelina	230.010	29,009.52	550.054	69,093.25
Ogea	26.568	11,757.31	64.828	29,826.07
Chenchen	-	-	97.173	61,332.31
Wawabima	-	-	90.018	51,998.91
Bombax	-	-	21.136	11,836.16
Eucalyptus	-	-	72.328	9,805.15
GRAND TOTAL	760.543	271,169.78	2,571.861	945,030.98

DIRECTION OF TRADE - ROTARY VENEER

DESTINATION	VOLUME (m ³)	VALUE (€)	CUMULATIVE: JAN-MAR 2020	
			VOLUME (m ³)	VALUE (€)
United States of America	182.788	96,492.45	495.032	261,679.19
Spain	202.501	66,925.67	822.833	274,424.59
Canada	59.512	40,162.75	148.780	93,722.30
Philippines	85.732	38,579.40	85.732	38,579.40
China	230.010	29,009.52	550.054	69,093.25
Egypt	-	-	211.135	127,378.03
Morocco	-	-	121.603	36,480.90
Denmark	-	-	48.300	23,908.50
Netherlands	-	-	16.064	9,959.68
Vietnam	-	-	72.328	9,805.15
GRAND TOTAL	760.543	271,169.78	2,571.861	945,030.98

EXPORTERS PERFORMANCE - BOULES (AIR DRIED)

EXPORTER	VOLUME (m ³)	VALUE (€)	CUMULATIVE: JAN-MAR 2020	
			VOLUME (m ³)	VALUE (€)
Samartex Timber and Plywood Company Limited	49.632	28,712.93	98.084	56,617.48
GRAND TOTAL	49.632	28,712.93	98.084	56,617.48

MOVING SPECIES - BOULES (AIR DRIED)

SPECIES	VOLUME (m ³)	VALUE (€)	CUMULATIVE: JAN-MAR 2020	
			VOLUME (m ³)	VALUE (€)
Niangon	49.632	28,712.93	98.084	56,617.48
GRAND TOTAL	49.632	28,712.93	98.084	56,617.48

DIRECTION OF TRADE - BOULES (AIR DRIED)

DESTINATION	VOLUME (m ³)	VALUE (€)	CUMULATIVE: JAN-MAR 2020	
			VOLUME (m ³)	VALUE (€)
Italy	49.632	28,712.93	98.084	56,617.48
GRAND TOTAL	49.632	28,712.93	98.084	56,617.48

EXPORTERS PERFORMANCE - BOULES (KILN DRIED)

EXPORTER	VOLUME (m ³)	VALUE (€)	CUMULATIVE: JAN-MAR 2020	
			VOLUME (m ³)	VALUE (€)
Samartex Timber and Plywood Company Limited	25.756	15,945.23	79.208	48,923.85
GRAND TOTAL	25.756	15,945.23	79.208	48,923.85

MOVING SPECIES - BOULES (KILN DRIED)

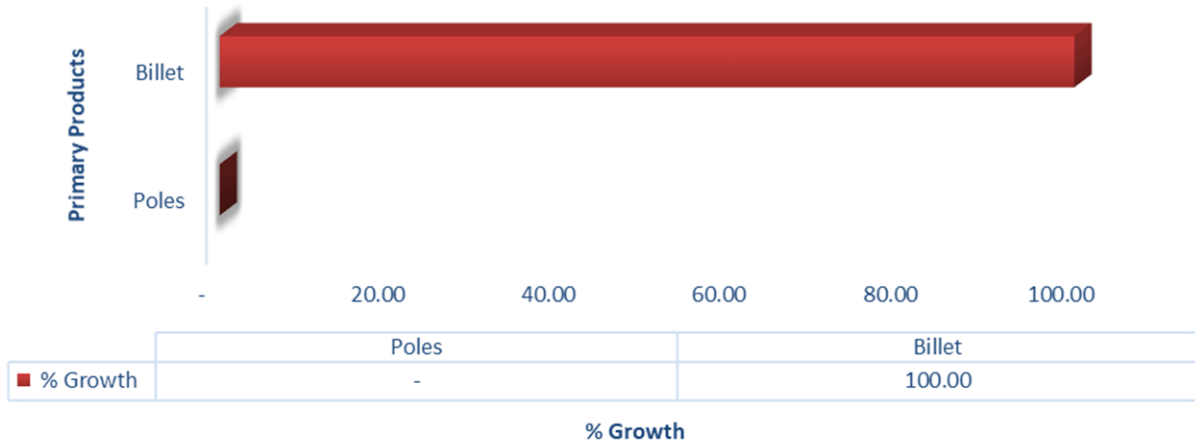
SPECIES	VOLUME (m ³)	VALUE (€)	CUMULATIVE: JAN-MAR 2020	
			VOLUME (m ³)	VALUE (€)
Niangon	25.756	15,945.23	79.208	48,923.85
GRAND TOTAL	25.756	15,945.23	79.208	48,923.85

DIRECTION OF TRADE - BOULES (KILN DRIED)

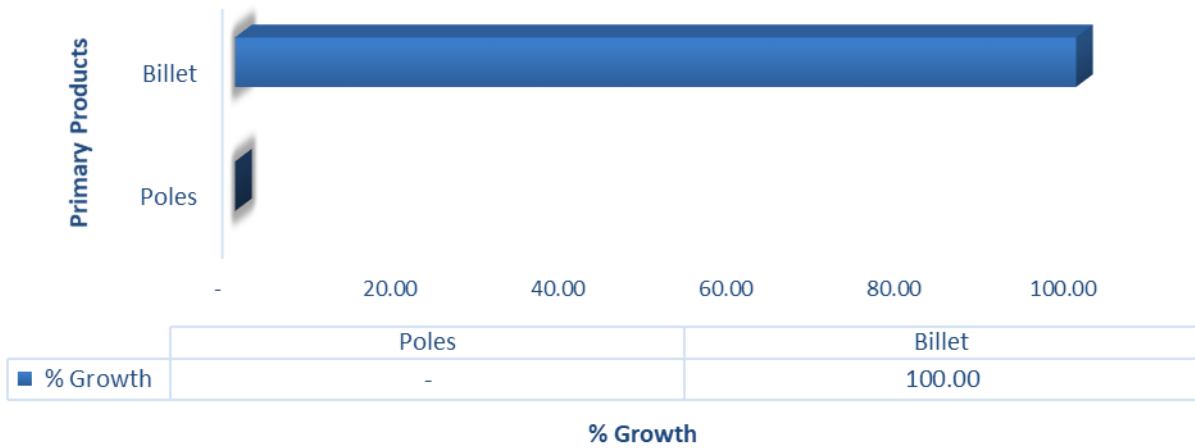
DESTINATION	VOLUME (m ³)	VALUE (€)	CUMULATIVE: JAN-MAR 2020	
			VOLUME (m ³)	VALUE (€)
Italy	25.756	15,945.23	79.208	48,923.85
GRAND TOTAL	25.756	15,945.23	79.208	48,923.85

APPENDIX A

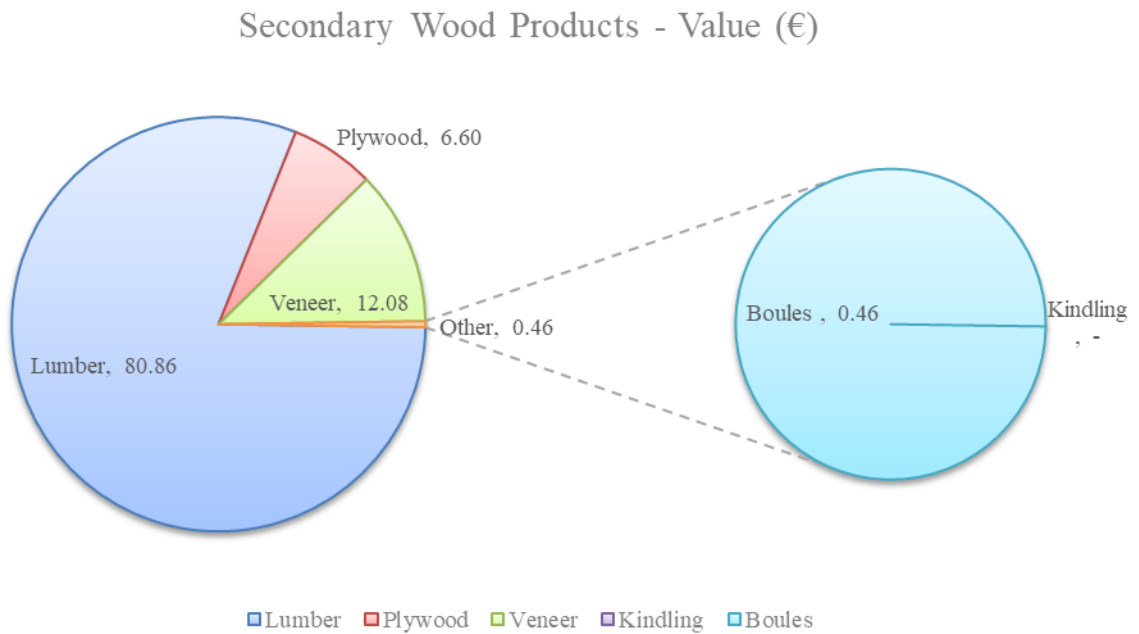
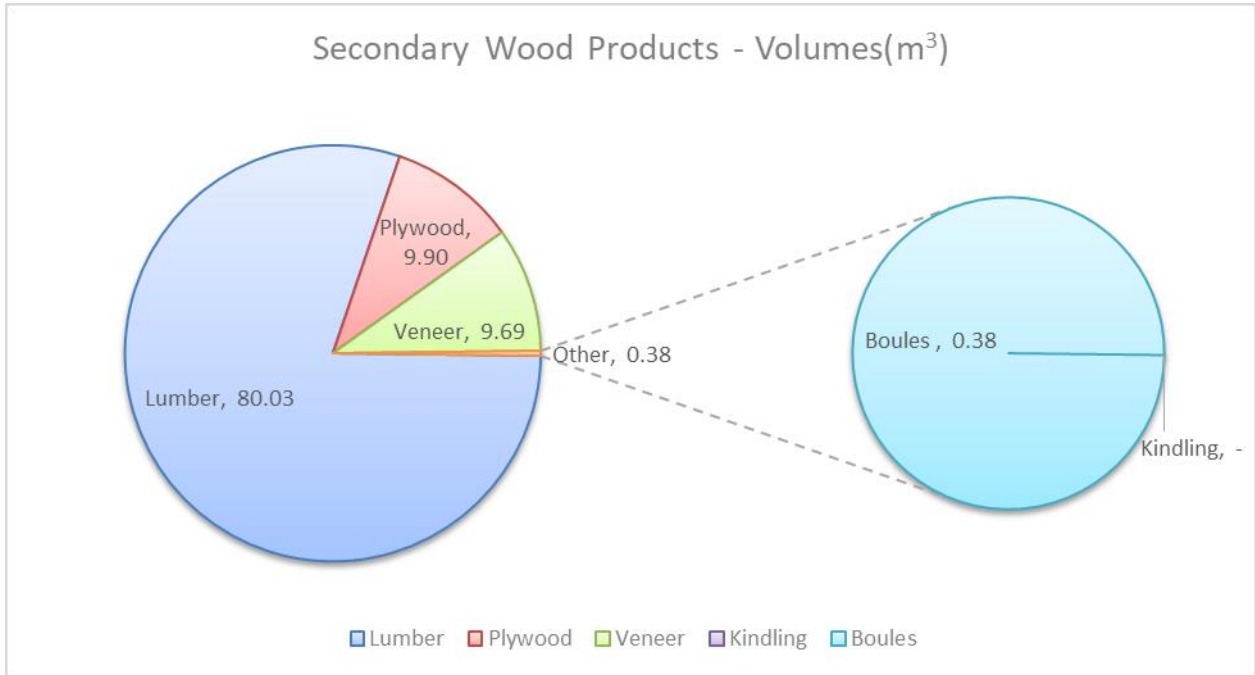
Cumulative Volumes (m³) for Primary Wood Products - Jan-March 2020



Cumulative Values (€) for Primary Wood Products - Jan-March 2020




APPENDIX B

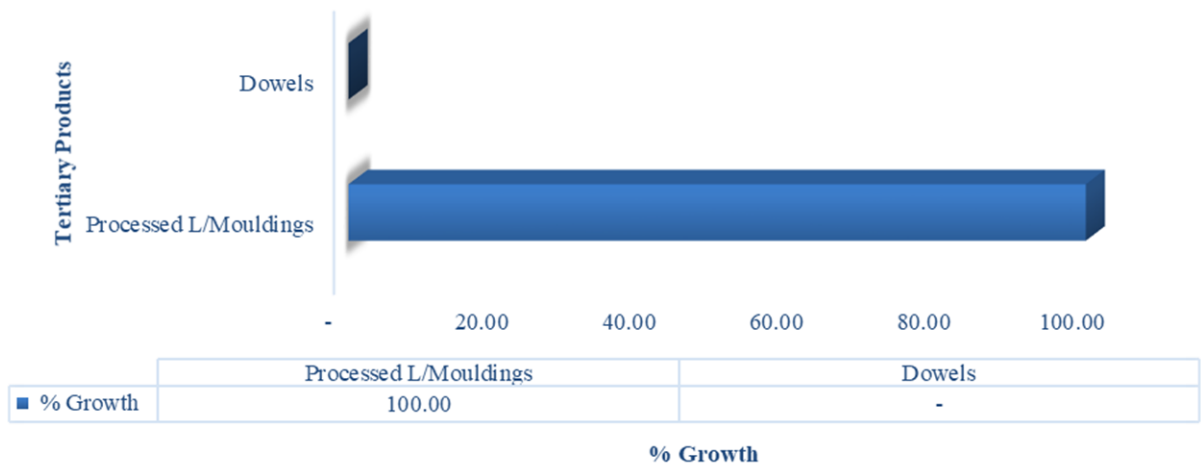


APPENDIX C

Cumulative Volumes (m³) for Tertiary Wood Products - Jan-March 2020

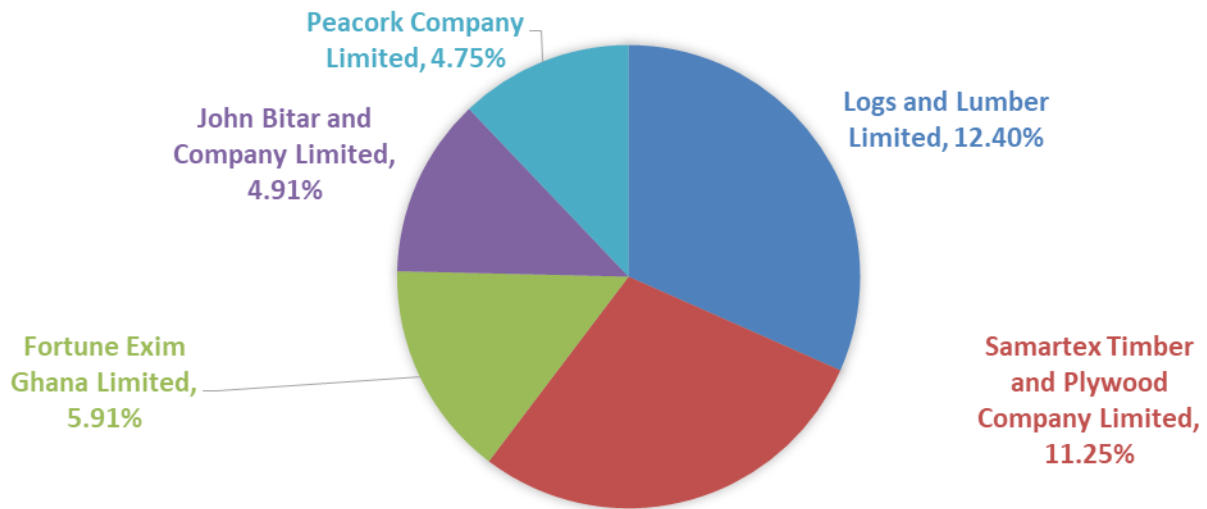


Cumulative Values (€) for Tertiary Wood Products - Jan-March 2020

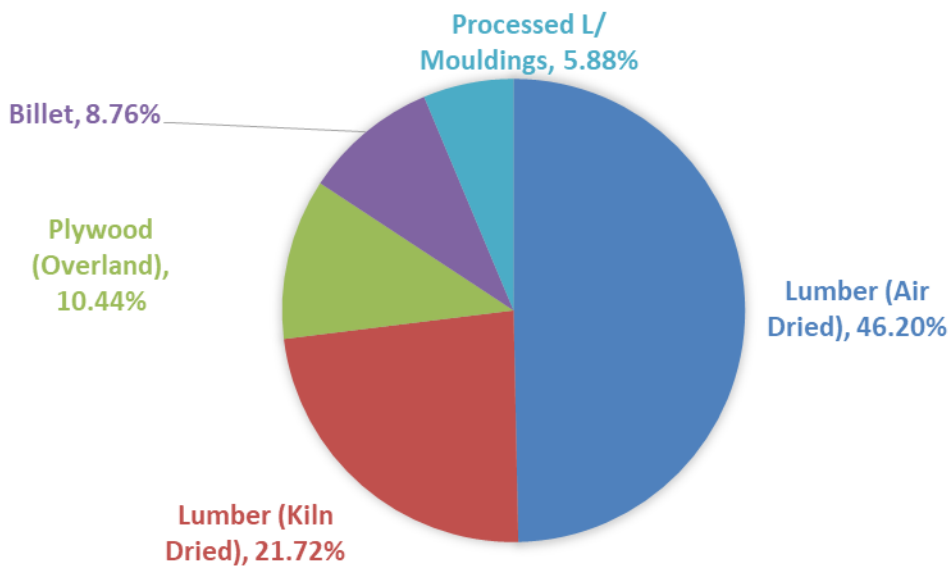


APPENDIX D

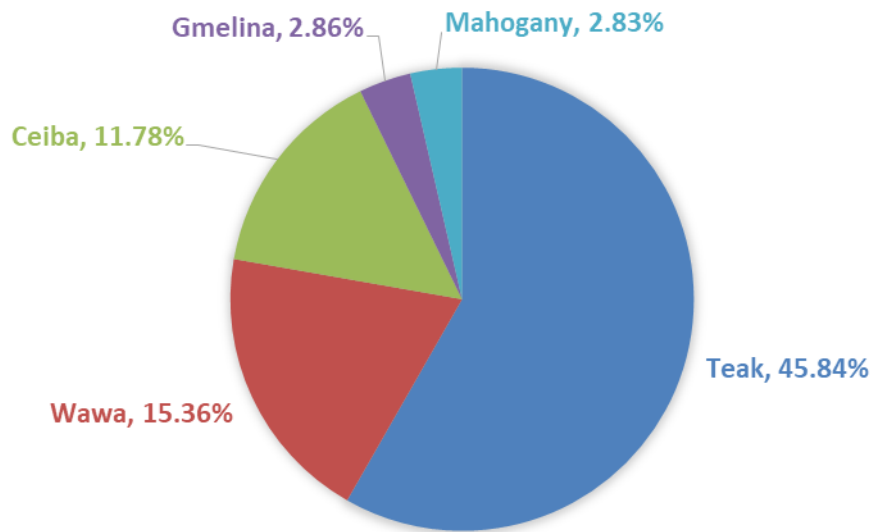
TOP 5 EXPORTERS FOR MARCH 2020



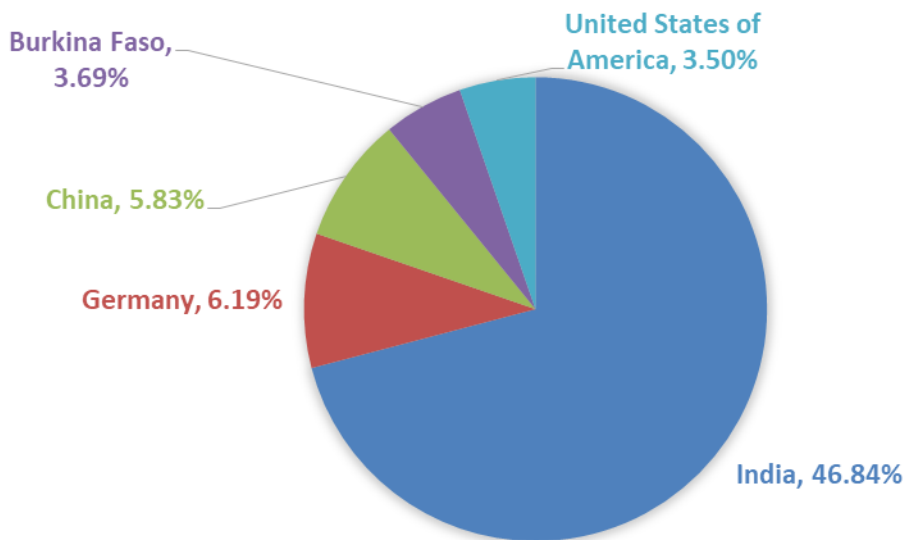
TOP 5 PRODUCTS FOR MARCH 2020



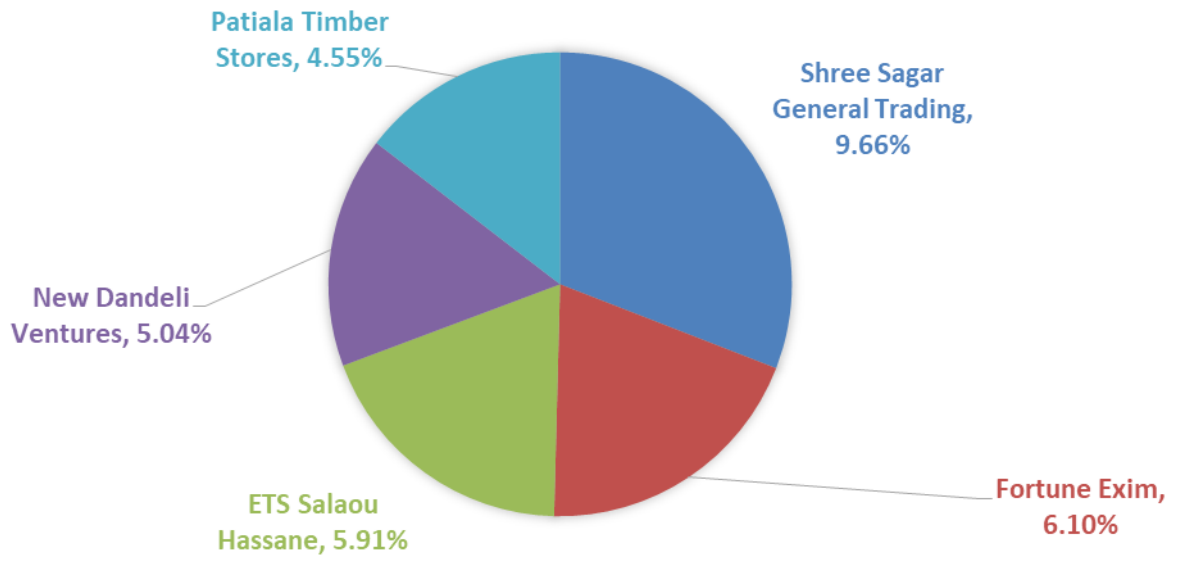
TOP 5 SPECIES FOR MARCH 2020



TOP 5 DESTINATIONS FOR MARCH 2020



TOP 5 BUYERS FOR MARCH 2020



GHANA FORESTRY COMMISSION

V
I
S
S
I
O
N

“TO LEAVE FUTURE
GENERATIONS AND ITS
COMMUNITIES WITH RICHER,
BETTER, MORE VALUABLE
FORESTRY AND WILDLIFE
ENDOWMENTS THAN WE
INHERITED.”

M
I
S
S
I
O
N

“TO SUSTAINABLY
DEVELOP AND MANAGE
GHANA’S FORESTRY
AND WILDLIFE
RESOURCES.”