



REPORT ON EXPORT OF TIMBER AND WOOD PRODUCTS MAY, 2020

Table of Contents: Timber and Wood Products Export

REPORT ON EXPORT OF TIMBER AND WOOD PRODUCTS, MAY 2020	3
SUMMARY OF WOOD PRODUCTS EXPORT	3
MARKET MIX FOR MAY 2020.....	4
TOP FIVE (5) CATEGORIES FOR THE MONTH OF MAY 2020 [SEE APPENDIX D]	7
TIMBER AND WOOD PRODUCTS ANALYTICS	8
SUMMARY REPORT ON EXPORT PRODUCTS MAY, 2020.....	8
LEADING EXPORTERS OF WOOD PRODUCTS FOR MAY 2020	8
LEADING EXPORTERS OF TOP FIVE (5) PRODUCTS BY SPECIES MAY 2020	9
LEADING BUYERS OF TOP FIVE (5) PRODUCTS BY SPECIES MAY 2020	10
MAJOR MARKETS OF GHANA’S WOOD PRODUCTS EXPORTS: JAN-MAY 2019/ 2020: VOLUME.....	10
EXPORT OF TIMBER AND WOOD PRODUCTS TO ECOWAS COUNTRIES: JAN-MAY 2019/ 2020.....	12
COMPARATIVE EXPORT STATISTICS FOR TIMBER AND WOOD PRODUCTS: JAN-MAY 2019 / 2020...	12
TIMBER AND WOOD PRODUCTS CLASSIFICATION.....	13
EXPORT PERFORMANCE FOR TIMBER AND WOOD PRODUCTS	14
APPENDIX A	25
APPENDIX B	26
APPENDIX C	27
APPENDIX D	28



REPORT ON EXPORT OF TIMBER AND WOOD PRODUCTS, MAY 2020

SUMMARY OF WOOD PRODUCTS EXPORT

The export of Ghana's timber and wood products in the month of May, 2020 amounted to **€5,844,440.79** in value from the exported volume of **11,175.207m³** which represent decreases of **56.53%** in value and of **58.54%** in volume respectively as compared to an amount of **€13,443,993.88** gained from the exported volume of **26,955.019m³** documented in May, 2019. Fifty-Two (52) Exporters (with the topmost five [5] being Logs and Lumber Limited, Samartex Timber and Plywood Company Limited, John Bitar and Company Limited, Jussak Company Limited and Peacock Company Limited with respect to exported volumes) were involved in the export of Seven (7) different wood products (with the best five [5] being Lumber (Air Dried), Lumber (Kiln Dried), Plywood (Overland), Processed L/ Mouldings and Sliced Veneer with respect to manufactured volumes) in Thirty-Four (34) Species (with the first [5] being Teak, Ceiba, Wawa, Mahogany and Denya with regards to volumes felled) to Thirty-Two (32) different countries (with the top [5] favourite destination being India, United States of America, China, Germany and Belgium in terms of shipping volumes) sold to Eighty-Five (85) diverse Buyers (with the top five [5] being ETS Salaou Hassane, Superior Timber and Deckings Limited, Shree Sagar General Trading, Nien Made Enterprise Company Limited and SNB Exports SA with regards to volumes purchased).

Cumulatively, Ghana secured **€37,996,500.40** from the export of **76,550.797m³** in January-May 2020. Comparatively, in the previous year for the same period under review **€66,047,210.55** was obtained from the export of **128,841.57m³** representing decreases of **42.47%** in value and **40.59%** in volume respectively.

Consequently, the overall Average Unit Price decreased from **€513/m³** in January-May 2019 to **€496/m³** in January-May 2020, representing a deficit of **3.17%**.

Primary Products (Billets) accrued **€2,187,524.93 (7.95%)** from **6,089.175m³ (5.76%)** of the total export of wood products from January-May 2020. The figures indicate decreases of **46.69%** in volume and **47.79%** in value respectively compared to the timber export figures from January-May 2019 of **11,422.568m³ (8.87%)** valued at **€4,189,730.76 (6.34%)**. [See Appendix A].

Secondary Wood Products comprising of Lumber, Plywood, Veneer, Kindling, Boules formed the bulk of the country's wood export which generated **€32,683,773.53 (86.02%)** from a volume of **66,228.762m³ (86.52%)** from January-May 2020. The figures indicate decreases of **45.18%** in value and **41.98%** in volume compared to the contribution of **€59,616,422.54 (90.26%)** and **114,145.965m³ (88.59%)**, respectively from January-May 2019. [See Appendix B].

Tertiary Wood Products (Processed L/Mouldings, Dowels and Doors) contributed **€3,125,201.94 (8.22%)** from a volume of **4,232.860m³ (5.53%)** to the total wood products export from January-May 2020. Moreover, the figures indicate increases of **29.33%** in volume and **39.45%** in value compared to the contribution of **3,273.033m³ (2.54%)** and **€2,241,057.24 (3.21%)** from January-May 2019. [See Appendix C].

On the direction of Trade, Asian/Far East countries (favourite destinations) imported **44,041.420m³ (57.55%)** valued at **€19.88million (52.34%)** during the period of May, 2020; as the major destinations (in terms of value) for Ghana's wood products were India, China. Exports of timber products to these regions Lumber (Air Dried), Billet, Lumber (Kiln Dried), Sliced Veneer in Teak, Denya, Wawa, Senya, Koto / Kyere, Rubberwood, Gmelina, Ananta, Edinam, Papao/ Apa, Ceiba, Potrodum.

European imports accounted for **€9.40million (24.69%)** from a volume of **15,823.677m³ (20.65%)** to be the second major destination (in terms of value) for Ghana's wood products export during the month of May, 2020. Exports to Europe were Processed L/ Mouldings, Lumber (Kiln Dried), Sliced Veneer, Rotary Veneer in Wawa, Ceiba, Hotrohoto / Fotie, Koto / Kyere, Sapele, Asanfin, Niangon, Makore, Edinam, Walnut / Lovoa, Odum, Otie, Mahogany, Potrodum, Papao/ Apa, Guarea, Denya, Bilinga, Chenchen, Black Ofra.

Wood product exports to **Africa** included Plywood (Overland), Sliced Veneer, Rotary Veneer, Lumber (Air Dried) yielded **€4.14million (10.91%)** from an exported volume of **10,869.932m³ (14.20%)**. Major destinations included Egypt, South Africa, Mauritius and Morocco; with the ECOWAS sub-region market having the largest share of 8,514.922m³ (78.33%) valued at €2.82million (68.12%) of the total African wood products exported from Ghana during the period of May, 2020. Wood products consisted mainly Plywood (Overland). Burkina Faso (Plywood in Ceiba, Mahogany, Ofram), Niger (Plywood in Ceiba), Togo (Plywood in Ceiba), Benin (Plywood in Ceiba) were the main ECOWAS markets during the period under review.

American imports accounted for **€3.80million (10.00%)** from the volume of **4,364.326m³ (5.70%)** making it the fourth topmost destination (in terms of value) for Ghana's wood products export in May, 2020. Exports to America were mainly Lumber (Kiln Dried), Sliced Veneer and Rotary Veneer in Mahogany, Essa, Cedrela, Sapele, Edinam.

MARKET MIX FOR MAY 2020

Species	Product	Destination	Exporter	Buyer
Teak	Lumber (Air Dried)	India	Peacock Company Limited	Shree Sagar General Trading
			Fortune Exim Ghana Limited	Fortune Exim
			Askraf International Company Limited	Alkema Singapore PTE Limited
			Sandylord Company Limited	Coal Orbits Trading
			Nasorp Merchantile Company Limited	AIM Traders PTE Limited
			Nirvana Ventures Limited	Lila Commodities
			Rock Age Impex Limited	New Dandeli Ventures
			Isaac Manu 2010 Limited	Suncity Global PTE Limited
			Anish AG International Limited	S S Timbers
			AB Saab Timbers Limited	SNB Exports SA
			PM Overseas Ghana Limited	Patiala Timber Stores
			Nach Company Limited	Abhishek Impex
			Geavag Company Limited	Atul Timber Company
			Best Quote Limited	Arsh Interior and Aluminium Craft
	Vickymart Plus Company Limited	Agarwalla Teak International PVT Limited		
	Billet	India	AB Saab Timbers Limited	SNB Exports SA
			Rock Age Impex Limited	New Dandeli Ventures
			Sandylord Company Limited	Coal Orbits Trading
			Smith Timber Export Limited	Sunlight Timber Industries PVT Limited
			AIM Manufacturing Company Limited	AIM Traders PTE Limited
Speed Bee Timber Company Limited			Surya Export and Import	
Pan Afro King Company Limited			Glory International	
Nach Company Limited			Abhishek Impex	
Ceiba	Plywood (Overland)	Niger	Logs and Lumber Limited	ETS Salaou Hassane
			Jussak Company Limited	ETS Salaou Hassane
		Burkina Faso	Wood Pillar Limited	Anistei Mopti
				Nana Commerce
				Ilak Commerce
			Asuo Bomosadu Timber and Sawmill Limited	Nana Commerce
			Jussak Company Limited	ETS Salaou Hassane

			Wako Ghana Company Limited	ETS Ouedraogo Alassane	
		Benin	Logs and Lumber Limited	ETS Fajak Intercontinental Sarl	
				ETS Salaou Hassane	
			Jussak Company Limited	ETS Fajak Intercontinental Sarl	
				ETS Adrico Import and Export	
		Togo	Jussak Company Limited	ETS Salaou Hassane	
			Logs and Lumber Limited	ETS Salaou Hassane	
	Sliced Veneer	Egypt	Samartex Timber and Plywood Company Limited	El Reda Company	
					Sobh Barbour Company Limited
			Morocco	Xylogi Company Limited	Innovbois
			China	John Bitar and Company Limited	Total Wood Sal Mkalles
			Italy	Mondial Veneer Ghana Limited	Mondial Tranciati Srl
			Netherlands	Logs and Lumber Limited	Schorn and Groh GMBH
	Rotary Veneer	Spain	John Bitar and Company Limited	Total Wood Sal Mkalles	
			Egypt	John Bitar and Company Limited	Total Wood Sal Mkalles
	Processed L/ Mouldings	Belgium	John Bitar and Company Limited	Stockmans Wood Products	
Wawa	Lumber (Kiln Dried)	China	John Bitar and Company Limited	Nien Made Enterprise Company Limited	
		Germany	Logs and Lumber Limited	Protimber Holz Import and Export	
				Wob Timber GMBH	
			Ibrahim and Sons Company Limited	Holz Schnettler Soest	
			Birim Wood Complex Limited	Transglobal GMBH	
			Samartex Timber and Plywood Company Limited	Protimber E K	
			Boison Construction Works Limited	Sudeck and Company GMBH	
		Estonia	Logs and Lumber Limited	Keflico Haverland	
			Boison Construction Works Limited	Keflico Haverland	
		Belgium	Logs and Lumber Limited	Somex NV Haven	
		Netherlands	Ibrahim and Sons Company Limited	Wijma GMBH and Company	
			Lethnass Limited	Wijma GMBH and Company	
		France	Asuo Bomosadu Timber and Sawmill Limited	TWT Agencies	
			Logs and Lumber Limited	Sarl Rochette Stephane	
	Turkey	Logs and Lumber Limited	Timtrade SRL		
	Ireland	Sunstex Company Limited	Tradewood and Company		
	Processed L/ Mouldings	Germany	Logs and Lumber Limited	Merten Wood Products GMBH	
				Transglobal GMBH	
				Protimber Holz Import and Export	
			Samartex Timber and Plywood Company Limited	Fritz Offermann GMBH	
				Sudeck and Company GMBH	
			Asuo Bomosadu Timber and Sawmill Limited	Sudeck and Company GMBH	

			Modern Wood Technology and Company Limited	Van Hout International B V
		Belgium	Logs and Lumber Limited	International Timber Trading APS
				Stockmans Wood Products
			John Bitar and Company Limited	Stockmans Wood Products
		Croatia	Logs and Lumber Limited	Injac D O O Batutuva
		United Kingdom	Modern Wood Technology and Company Limited	Chorley Timber Limited
Mahogany	Lumber (Kiln Dried)	United States of America	Samartex Timber and Plywood Company Limited	Superior Timber and Deckings Limited
			Swiss Lumber Company Limited	Blue Resources
		Canada	Mondial Veneer Ghana Limited	Holz Schnettler Soest
			Samartex Timber and Plywood Company Limited	Superior Timber and Deckings Limited
	Processed L/ Mouldings	France	Samartex Timber and Plywood Company Limited	CID
		Belgium	Logs and Lumber Limited	Somex NV Haven
	Sliced Veneer	United States of America	Logs and Lumber Limited	Van Hout International B V
			John Bitar and Company Limited	Soboplac USA Corperation
		Germany	Samartex Timber and Plywood Company Limited	Sonke Bruhn GMBH and Company
	Plywood (Overland)	Burkina Faso	Ayum Forest Products Limited	Ilak Commerce
Denya	Lumber (Air Dried)	Vietnam	Samartex Timber and Plywood Company Limited	Vietnam Forest Corporation
				Tuan Thanh Trading Company Limited
				Dat Huy Trading and Construction Joint Stock
			Ebenezer N Mensah Company Limited	Success Company Limited
			Askraf International Company Limited	Timber Team International
		Belgium	Green Nations Limited	Success Company Limited
			Boison Construction Works Limited	Sudeck and Company GMBH
		South Korea	Naumuro Forest Products Company Limited	Africa Wood Trading Company
		China	Metamorphosis Company Limited	An Phat Log Import Export Company Limited
	Processed L/ Mouldings	United Kingdom	Logs and Lumber Limited	RJC Agencies Limited
		Denmark	Logs and Lumber Limited	A S Global Timber

TOP FIVE (5) CATEGORIES FOR THE MONTH OF MAY 2020 [SEE APPENDIX D]

EXPORTER	Volume (m³)	% Share in Volume (m³) for May 2020
Logs and Lumber Limited	2,117.801	18.95%
Samartex Timber and Plywood Company Limited	1,910.818	17.10%
John Bitar and Company Limited	937.170	8.39%
Jussak Company Limited	512.303	4.58%
Peacock Company Limited	432.355	3.87%

PRODUCT	Volume (m³)	% Share in Volume (m³) for May 2020
Lumber (Air Dried)	3,300.493	29.53%
Lumber (Kiln Dried)	2,580.543	23.09%
Plywood (Overland)	1,844.935	16.51%
Processed L/ Mouldings	956.322	8.56%
Sliced Veneer	939.505	8.41%

SPECIES	Volume (m³)	% Share in Volume (m³) for May 2020
Teak	2,778.031	24.86%
Ceiba	2,072.824	18.55%
Wawa	1,784.990	15.97%
Mahogany	589.634	5.28%
Denya	584.240	5.23%

DESTINATION	Volume (m³)	% Share in Volume (m³) for May 2020
India	2,914.222	26.08%
United States of America	914.618	8.18%
China	765.029	6.85%
Germany	757.348	6.78%
Belgium	705.384	6.31%

BUYER	Volume (m³)	% Share in Volume (m³) for May 2020
ETS Salaou Hassane	966.341	8.65%
Superior Timber and Deckings Limited	793.291	7.10%
Shree Sagar General Trading	432.355	3.87%
Nien Made Enterprise Company Limited	388.361	3.48%
SNB Exports SA	380.189	3.40%

TIMBER AND WOOD PRODUCTS ANALYTICS

SUMMARY REPORT ON EXPORT PRODUCTS MAY, 2020

PRODUCT	VOLUME (m ³)	VALUE (€)	CUMULATIVE: JAN-MAY 2020	
			VOLUME (m ³)	VALUE (€)
Lumber (Kiln Dried)	2,580.543	1,583,881.95	14,514.905	8,625,597.77
Lumber (Air Dried)	3,300.493	1,527,463.36	36,081.229	16,591,727.22
Sliced Veneer	939.505	782,220.02	3,449.043	3,097,590.07
Processed L/ Mouldings	956.322	693,580.27	4,232.860	3,125,201.94
Plywood (Overland)	1,844.935	606,296.71	8,265.285	2,711,765.44
Rotary Veneer	641.250	331,160.70	3,659.369	1,506,444.67
Billet	912.159	319,837.78	6,089.175	2,187,524.93
Boules (Air Dried)	-	-	121.219	70,035.78
Boules (Kiln Dried)	-	-	79.208	48,923.85
Plywood	-	-	52.965	27,325.04
Sliced Veneer (Overland)	-	-	5.538	4,363.69
GRAND TOTAL	11,175.207	5,844,440.79	76,550.797	37,996,500.40

MAY 2020 AVERAGE EXCHANGE RATE
€ 1 = \$1.12
£ 1.13 = € 1

LEADING EXPORTERS OF WOOD PRODUCTS FOR MAY 2020

PRODUCT	EXPORTER	VOLUME (m ³)	VALUE (€)	€/m ³
Lumber (Kiln Dried)	Samartex Timber and Plywood Company Limited	532.571	484,916.77	910.52
Lumber (Air Dried)	Samartex Timber and Plywood Company Limited	347.999	208,660.81	599.60
Sliced Veneer	Samartex Timber and Plywood Company Limited	373.458	326,755.56	874.95
Processed L/ Mouldings	Logs and Lumber Limited	461.545	291,940.35	632.53
Plywood (Overland)	Logs and Lumber Limited	781.779	265,751.20	339.93
Rotary Veneer	Samartex Timber and Plywood Company Limited	357.572	211,044.97	590.22
Billet	AB Saab Timbers Limited	308.110	117,563.92	381.56

LEADING EXPORTERS OF TOP FIVE (5) PRODUCTS BY SPECIES MAY 2020

SPECIES	EXPORTERS	VOLUME (m ³)	VALUE (€)	€/m ³
Wawa	Logs and Lumber Limited	780.536	335,889.71	430.33
Teak	Peacock Company Limited	432.355	188,538.77	436.07
Ceiba	Logs and Lumber Limited	784.228	268,608.65	342.51
Mahogany	Samartex Timber and Plywood Company Limited	393.293	415,761.61	1,057.13
Denya	Samartex Timber and Plywood Company Limited	347.999	208,660.81	599.60
Cedrela	Ayipah Wood Company Limited	198.318	184,829.66	931.99
Koto / Kyere	Mondial Veneer Ghana Limited	108.379	61,414.66	566.67
Asanfina	Samartex Timber and Plywood Company Limited	147.483	126,871.05	860.24
Makore	Samartex Timber and Plywood Company Limited	123.418	105,181.97	852.24
Senya	Delin Wood Limited	128.616	63,096.86	490.58
Kako / Ekki	Green Nations Limited	200.450	76,171.00	380.00
Niangon	Samartex Timber and Plywood Company Limited	70.230	77,253.00	1,100.00
Ofram	Logs and Lumber Limited	185.783	64,784.48	348.71
Sapele	Logs and Lumber Limited	43.570	42,386.61	972.85
Dahoma	John Bitar and Company Limited	107.790	51,848.25	481.01
Hotrohotro / Fotie	Samartex Timber and Plywood Company Limited	90.311	75,124.14	831.84
Emire	Samartex Timber and Plywood Company Limited	70.801	41,932.56	592.26
Black Ofram	Logs and Lumber Limited	16.086	25,797.99	1,603.76
Odum	Prinelman Wood and Construction Limited	24.003	21,457.52	893.95
Rubberwood	Prestige Innovation and Processing Company	176.240	38,426.84	218.04
Edinam	John Bitar and Company Limited	37.533	31,399.96	836.59
Kusia	Boison Construction Works Limited	25.568	14,372.49	562.13
Ananta	G L Interlink Limited	54.166	23,620.38	436.07
Potrodum	Geavag Company Limited	18.100	11,839.41	654.11
Entedua	Samartex Timber and Plywood Company Limited	9.647	21,034.69	2,180.37
Dabema	Logs and Lumber Limited	60.594	20,601.96	340.00
Papao/ Apa	Kodeas Family Link Company Limited	18.000	18,151.58	1,008.42
Guarea	Logs and Lumber Limited	12.028	12,503.38	1,039.52
Chenchen	Logs and Lumber Limited	4.591	4,973.23	1,083.33
Walnut / Lovoa	Logs and Lumber Limited	2.167	3,142.15	1,450.00
Akasa	Mondial Veneer Ghana Limited	2.561	1,536.75	600.00
Yaya	Samartex Timber and Plywood Company Limited	3.067	1,431.31	466.67

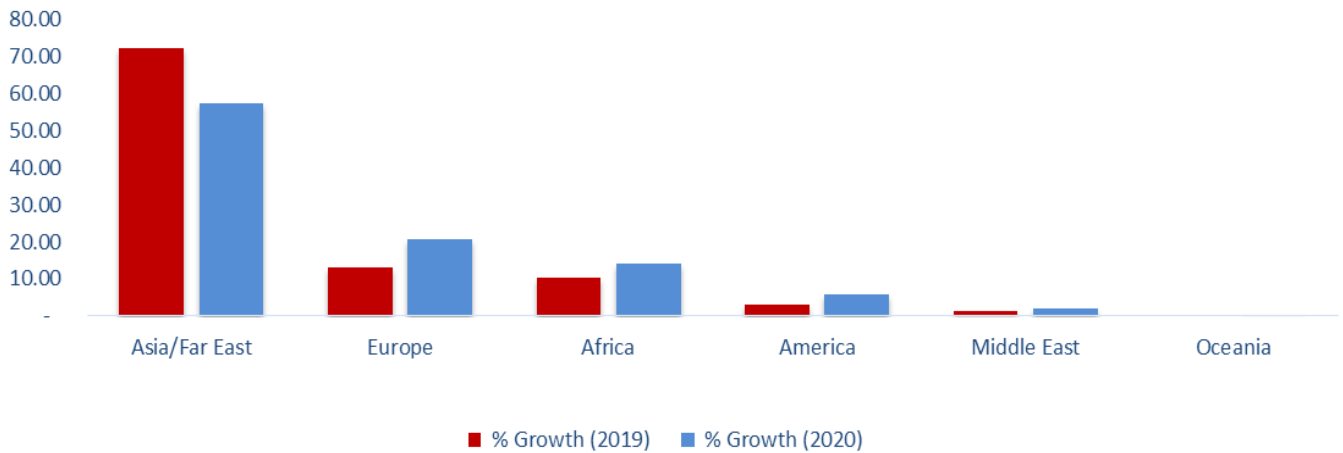
LEADING BUYERS OF TOP FIVE (5) PRODUCTS BY SPECIES MAY 2020

SPECIES	BUYERS	VOLUME (m ³)	VALUE (€)	€/m ³
Wawa	Nien Made Enterprise Company Limited	388.361	222,277.30	572.35
Teak	Shree Sagar General Trading	432.355	188,538.77	436.07
Ceiba	ETS Salaou Hassane	966.341	322,348.23	333.58
Mahogany	Superior Timber and Deckings Limited	349.137	350,046.39	1,002.60
Denya	Vietnam Forest Corporation	192.071	115,166.11	599.60
Cedrela	Overseas Hardwood Company	101.376	93,940.81	926.66
Koto / Kyere	Mondial Tranciati Srl	108.379	61,414.66	566.67
Asanfina	Chapas Turia	71.719	78,672.78	1,096.96
Makore	El Reda Company	87.074	64,866.93	744.96
Senya	Greenda Industry Limited	128.616	63,096.86	490.58
Kako / Ekki	Success Company Limited	200.450	76,171.00	380.00
Niangon	Superior Timber and Deckings Limited	70.230	77,253.00	1,100.00
Ofram	Timtrade SRL	160.773	43,817.98	272.55
Sapele	Timber Connection Limited	35.999	30,599.15	850.00
Dahoma	Somex NV Haven	59.391	43,625.60	734.55
Hotrohotro / Fotie	Sudeck and Company GMBH	90.311	75,124.14	831.84
Emire	C P Timber Limited	105.542	62,414.69	591.37
Black Ofram	Arbawood Timber Trading Agency	40.854	18,384.30	450.00
Odum	Timber Team International	24.003	21,457.52	893.95
Rubberwood	Easy Step International Limited	176.240	38,426.84	218.04
Edinam	Trelco Building Materials Company	31.241	18,221.28	583.25
Kusia	Somex NV Haven	18.796	14,803.76	787.60
Ananta	Fortune Exim	54.166	23,620.38	436.07
Potrodum	Tayue International Group Limited	18.100	11,839.41	654.11
Entedua	El Reda Company	9.647	21,034.69	2,180.37
Dabema	Regalis International	60.594	20,601.96	340.00
Papao/ Apa	AIM Traders PTE Limited	18.000	18,151.58	1,008.42
Guarea	Stockmans Wood Products	12.028	12,503.38	1,039.52
Chenchen	Schorn and Groh GMBH	4.591	4,973.23	1,083.33
Walnut / Lova	Somex NV Haven	2.167	3,142.15	1,450.00
Akasa	Mondial Tranciati Srl	2.561	1,536.75	600.00
Yaya	Superior Timber and Deckings Limited	3.067	1,431.31	466.67

MAJOR MARKETS OF GHANA'S WOOD PRODUCTS EXPORTS: JAN-MAY 2019/ 2020: VOLUME

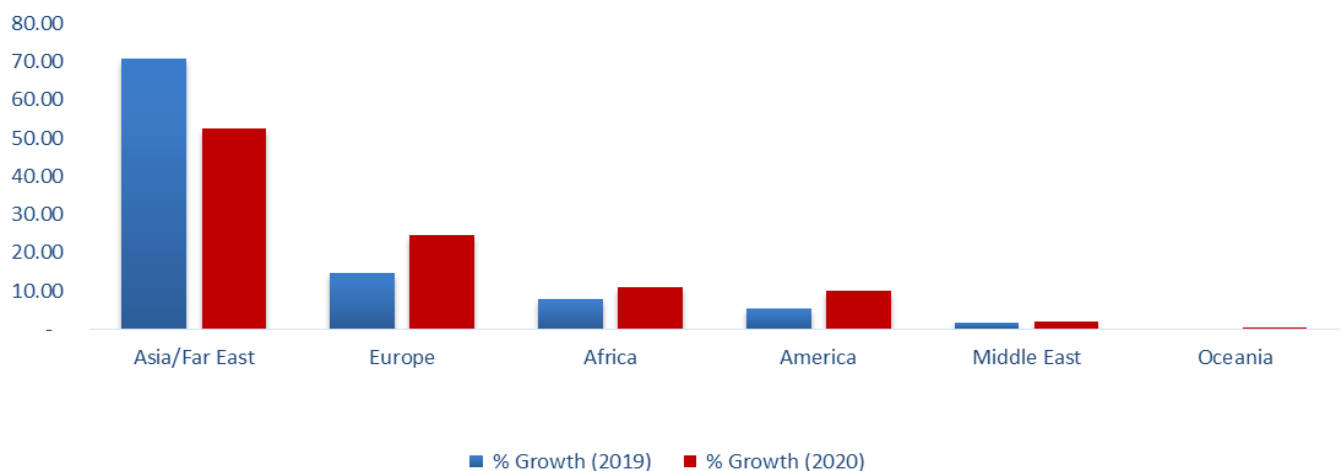
Volume(m ³) in thousands					
CONTINENT	JAN-MAY 2019	% Growth (2019)	JAN-MAY 2020	% Growth (2020)	Volume Variation
	Volume(m ³)		Volume(m ³)		
Asia/Far East	93.170	72.30	44.041	57.55	-14.76
Europe	16.671	12.94	15.802	20.65	7.71
Africa	13.382	10.39	10.870	14.20	3.82
America	3.827	2.97	4.364	5.70	2.73
Middle East	1.807	1.40	1.433	1.87	0.47
Oceania	-	-	0.019	0.02	0.02
Total	128.857	100.00	76.530	100.00	0.00

%in Volume (m³) for Exports in the Major Markets for Jan-May 2019 and 2020



Values (€) in millions					
CONTINENT	JAN-MAY 2019	% Growth (2019)	JAN-MAY 2020	% Growth (2020)	Value Variation
	Value(€)		Value(€)		
Asia/Far East	46.70	70.69	19.88	52.34	-18.36
Europe	9.61	14.54	9.38	24.69	10.15
Africa	5.11	7.73	4.14	10.91	3.18
America	3.50	5.30	3.80	10.00	4.70
Middle East	1.14	1.73	0.77	2.01	0.29
Oceania	-	-	0.02	0.04	0.04
Total	66.06	100.00	37.98	100.00	0.00

% in Value (€) for Exports in the Major Markets for Jan-May 2019 and 2020



EXPORT OF TIMBER AND WOOD PRODUCTS TO ECOWAS COUNTRIES: JAN-MAY 2019/ 2020

ECOWAS COUNTRIES	JAN-MAY 2019			JAN-MAY 2020		
	Volume(m ³)	Value(€)	UNIT PRICE	Volume(m ³)	Value(€)	UNIT PRICE
Niger	3,564.978	1,118,286.05	313.69	2,864.052	910,572.75	317.93
Burkina Faso	4,004.976	1,356,083.16	338.60	2,955.068	973,437.86	329.41
Togo	1,213.397	393,770.84	324.52	1,148.150	418,867.08	364.82
Benin	1,083.046	407,802.61	376.53	998.114	308,966.70	309.55
Cape Verde	309.382	127,095.49	410.80	244.099	106,793.77	437.50
Mali	-	-	-	250.071	80,775.97	323.01
Gambia	-	-	-	55.368	23,508.77	424.59
Nigeria	285.429	135,828.01	475.87	-	-	-
Senegal	400.590	142,758.33	356.37	-	-	-
Cote D'voire	112.211	85,522.29	762.15	-	-	-
TOTAL	10,974.010	3,767,146.78	343.28	8,514.922	2,822,922.90	331.53

COMPARATIVE EXPORT STATISTICS FOR TIMBER AND WOOD PRODUCTS: JAN-MAY 2019 / 2020

PRODUCT	% GROWTH			% GROWTH		
	JAN-MAY 2019	JAN-MAY 2020	% Growth in Volume	JAN-MAY 2019	JAN-MAY 2020	% Growth in Value
	Volume(m ³)	Volume(m ³)		Value(€)	Value(€)	
Lumber (Air Dried)	79,464.514	36,081.229	-54.59	41,031,096.38	16,591,727.22	-59.56
Lumber (Kiln Dried)	17,636.231	14,514.905	-17.70	10,397,679.43	8,625,597.77	-17.04
Plywood (Overland)	10,113.400	8,265.285	-18.27	3,404,957.30	2,711,765.44	-20.36
Plywood	474.153	52.965	-88.83	184,986.51	27,325.04	-85.23
Processed L/Mouldings	3,213.886	4,232.860	31.71	2,218,520.21	3,125,201.94	40.87
Sliced Veneer	3,212.807	3,449.043	7.35	3,158,470.81	3,097,590.07	-1.93
Rotary Veneer	1,638.278	3,659.369	123.37	810,924.64	1,506,444.67	85.77
Sliced Veneer (Overland)	120.312	5.538	-95.40	92,316.94	4,363.69	-95.27
Billet	11,422.568	6,089.175	-46.69	4,189,730.76	2,187,524.93	-47.79
Dowels	28.821	-	-100.00	22,518.31	-	-100.00
Boules (Air Dried)	520.827	121.219	-76.73	285,981.56	70,035.78	-75.51
Boules (Kiln Dried)	111.473	79.208	-28.94	72,285.88	48,923.85	-32.32
Kindling	853.970	-	-100.00	177,723.11	-	-100.00
Doors	30.326	-	-100.00	18.72	-	-100.00
TOTAL	128,841.566	76,550.797	-40.59	66,047,210.55	37,996,500.40	-42.47

TIMBER AND WOOD PRODUCTS CLASSIFICATION

PRODUCT	JAN-MAY 2019			JAN-MAY 2020		
	Volume(m ³)	Value(€)	% Share in Value	Volume(m ³)	Value(€)	% Share in Value
PRIMARY						
Billet	11,422.568	4,189,730.76		6,089.175	2,187,524.93	
SUB TOTAL	11,422.568	4,189,730.76	6.34	6,089.175	2,187,524.93	5.76
SECONDARY						
Lumber (Air Dried)	79,464.514	41,031,096.38		36,081.229	16,591,727.22	
Lumber (Kiln Dried)	17,636.231	10,397,679.43		14,514.905	8,625,597.77	
Boules (Air Dried)	520.827	285,981.56		121.219	70,035.78	
Boules (Kiln Dried)	111.473	72,285.88		79.208	48,923.85	
Veneers	4,971.397	4,061,712.39		7,113.950	4,608,398.43	
Plywood (Overland)	10,113.400	3,404,957.30		8,265.285	2,711,765.44	
Plywood	474.153	184,986.51		52.965	27,325.04	
Kindling	853.970	177,723.11		-	-	
SUB TOTAL	114,145.965	59,616,422.54	90.26	66,228.762	32,683,773.53	86.02
TERTIARY						
Processed L/Mouldings	3,213.886	2,218,520.21		4,232.860	3,125,201.94	
Dowels	28.821	22,518.31		-	-	
Doors	30.326	18.72				
SUB TOTAL	3,273.033	2,241,057.24	3.39	4,232.860	3,125,201.94	8.22
GRAND TOTAL	128,841.566	66,047,210.55	100.00	76,550.797	37,996,500.40	100.00

Product	m3/ft container
Logs	11-13m3/20ft
Other Products	20m3/20ft

EXPORT PERFORMANCE FOR TIMBER AND WOOD PRODUCTS

EXPORTERS PERFORMANCE - LUMBER (KILN DRIED)

EXPORTER	VOLUME (m ³)	VALUE (€)	CUMULATIVE: JAN-MAY 2020	
			VOLUME (m ³)	VALUE (€)
Samartex Timber and Plywood Company Limited	532.571	484,916.77	2,523.404	2,223,502.31
Logs and Lumber Limited	582.994	274,904.13	3,226.186	1,623,482.44
John Bitar and Company Limited	419.602	240,498.58	1,781.608	1,020,783.83
Ayipah Wood Company Limited	198.318	184,829.66	542.589	518,955.02
Sunstex Company Limited	117.982	58,796.01	520.552	267,582.51
Swiss Lumber Company Limited	67.067	53,499.88	196.984	146,248.78
Prestige Innovation and Processing Company	176.240	38,426.84	405.322	84,243.24
Boison Construction Works Limited	80.538	37,422.64	944.408	478,850.76
Ibrahim and Sons Company Limited	92.423	35,823.15	558.914	219,318.04
Mondial Veneer Ghana Limited	35.472	32,870.39	35.472	32,870.39
Richybee Ventures Company Limited	38.694	27,859.68	38.694	27,859.68
Prinelman Wood and Construction Limited	24.003	21,457.52	24.003	21,457.52
Logs Court Limited	40.854	18,384.30	358.388	211,275.29
Lethnass Limited	46.436	18,110.04	140.680	54,865.20
Asuo Bomosadu Timber and Sawmill Limited	44.225	17,468.88	139.076	56,758.10
Modern Wood Technology and Company Limited	18.660	16,325.19	42.576	29,718.15
Birim Wood Complex Limited	37.146	11,634.28	67.447	41,330.52
Kete Krachi Timber Recovery Limited	27.318	10,654.02	151.837	114,766.22
Specialized Timber Products Limited	-	-	831.441	376,769.66
Adras Company Limited	-	-	698.288	349,391.74
Xylogi Company Limited	-	-	134.432	119,195.06
Akwadiaso Company Limited	-	-	108.718	90,964.33
Carpo Timber and Trading Limited	-	-	193.612	76,129.37
Emanro Wood Processing Limited	-	-	47.412	43,727.47
Evergreen Timbers Limited	-	-	45.956	43,405.93
City View Company Limited	-	-	47.725	42,652.93
Slyvent Company Limited	-	-	89.651	41,289.23
Beb Hill Company Limited	-	-	45.931	41,049.59
Tony Toffey Construction and Wood Processing	-	-	95.807	36,345.23
Kodeas Family Link Company Limited	-	-	36.130	36,300.74
Green Nations Limited	-	-	90.768	34,491.84
Evergrand International Trading Company Limited	-	-	154.465	34,327.96
Rakhishem Company Limited	-	-	47.796	22,737.83
G L Interlink Limited	-	-	57.935	22,015.30
Western Hardwood Limited	-	-	63.078	20,496.77
A G Timbers Limited	-	-	27.620	20,438.80
GRAND TOTAL	2,580.543	1,583,881.95	14,514.905	8,625,597.77

MOVING SPECIES - LUMBER (KILN DRIED)

SPECIES	VOLUME (m ³)	VALUE (€)	CUMULATIVE: JAN-MAY 2020	
			VOLUME (m ³)	VALUE (€)
Wawa	1,230.331	560,537.37	7,119.690	3,191,497.14
Mahogany	417.515	412,333.15	1,811.581	1,747,645.52
Cedrela	247.978	235,004.31	964.656	920,084.29
Emire	105.542	62,414.69	105.542	62,414.69
Makore	81.718	59,189.92	243.195	183,265.46
Niangon	37.067	40,773.70	83.661	73,818.69
Rubberwood	176.240	38,426.84	559.787	118,571.20
Koto / Kyere	60.745	37,406.81	569.605	342,917.63
Odum	38.206	36,370.67	478.798	448,178.07
Black Ofram	76.095	33,537.93	336.239	163,693.34
Sapele	35.999	30,599.15	572.227	508,911.05
Ofram	41.866	19,066.12	69.787	38,331.61
Edinam	31.241	18,221.28	320.971	221,294.39
Dahoma	-	-	462.388	206,378.45
Walnut / Lovo	-	-	235.727	91,933.53
Kako / Ekki	-	-	148.703	56,507.14
Papao/ Apa	-	-	65.182	55,910.84
Otie	-	-	135.611	51,004.14
Black Hyedua	-	-	42.204	41,102.42
Mixed Redwood	-	-	33.317	22,300.28
Subaha	-	-	33.496	21,102.48
Guarea	-	-	36.045	19,464.30
Ceiba	-	-	49.034	15,160.05
Utile	-	-	16.214	13,133.34
White Ofram	-	-	17.734	7,536.95
Yaya	-	-	3.511	3,440.78
GRAND TOTAL	2,580.543	1,583,881.95	14,514.905	8,625,597.77

DIRECTION OF TRADE - LUMBER (KILN DRIED)

DESTINATION	VOLUME (m ³)	VALUE (€)	CUMULATIVE: JAN-MAY 2020	
			VOLUME (m ³)	VALUE (€)
United States of America	585.841	569,778.98	2,395.691	2,339,734.23
China	564.601	260,704.14	1,922.335	874,564.20
Germany	351.816	163,987.62	2,609.349	1,294,745.35
United Kingdom	141.541	93,013.84	512.416	316,635.11
Estonia	180.723	79,518.12	937.697	416,775.56
Canada	69.855	68,480.03	169.963	173,376.19
Belgium	122.167	55,122.97	1,150.625	492,049.96
Turkey	112.484	41,739.61	233.375	92,324.45
Greece	37.067	40,773.70	176.506	153,382.06
France	87.794	37,124.61	290.675	130,463.76
Netherlands	94.494	36,852.66	880.882	370,734.68
Israel	76.095	33,537.93	199.964	90,496.15
Reunion	34.161	24,083.51	34.161	24,083.51
Ireland	48.000	23,160.24	185.250	88,996.31
Saudi Arabia	24.003	21,457.52	247.643	141,096.30

Qatar	31.241	18,221.28	277.771	188,387.46
Australia	18.660	16,325.19	18.660	16,325.19
South Africa	-	-	565.500	279,740.46
United Arab Emirates	-	-	520.246	241,847.88
Dominican Republic	-	-	247.109	199,849.10
Pakistan	-	-	195.760	161,473.29
Barbados	-	-	102.125	92,881.14
Finland	-	-	182.868	90,519.66
Taiwan	-	-	110.259	88,439.48
Egypt	-	-	58.992	56,962.02
Spain	-	-	58.132	47,899.60
Vietnam	-	-	67.874	42,944.78
India	-	-	36.130	36,300.74
Sint Maarten	-	-	34.469	31,270.26
Poland	-	-	44.313	21,048.68
Portugal	-	-	29.052	19,610.10
South Korea	-	-	19.113	10,640.12
GRAND TOTAL	2,580.543	1,583,881.95	14,514.905	8,625,597.77

EXPORTERS PERFORMANCE - LUMBER (AIR DRIED)

EXPORTER	VOLUME (m ³)	VALUE (€)	CUMULATIVE: JAN-MAY 2020	
			VOLUME (m ³)	VALUE (€)
Samartex Timber and Plywood Company Limited	347.999	208,660.81	2,161.196	1,345,937.87
Peacock Company Limited	432.355	188,538.77	3,910.058	1,712,797.80
Fortune Exim Ghana Limited	288.623	125,860.99	5,249.289	2,307,286.31
Askraf International Company Limited	272.834	122,159.21	778.857	347,074.08
Green Nations Limited	255.126	101,868.72	255.126	101,868.72
Geavag Company Limited	164.139	80,536.49	1,570.130	698,187.43
Sandylord Company Limited	180.122	78,546.52	288.134	126,345.76
Delin Wood Limited	128.616	63,096.86	460.230	226,527.17
Nasorp Merchantile Company Limited	144.011	62,799.45	2,359.729	1,036,798.28
Nirvana Ventures Limited	126.301	55,076.58	721.611	318,252.76
Rock Age Impex Limited	90.356	39,401.90	379.524	166,219.59
Isaac Manu 2010 Limited	90.349	39,398.85	90.349	39,398.85
John Bitar and Company Limited	89.437	39,001.15	236.805	105,835.25
G L Interlink Limited	82.687	34,458.36	102.784	42,095.22
Anish AG International Limited	72.086	31,434.83	108.140	47,153.02
AB Saab Timbers Limited	72.079	31,431.78	360.347	159,000.86
Boison Construction Works Limited	50.792	24,966.57	115.661	60,780.72
PM Overseas Ghana Limited	54.180	23,626.49	1,926.731	848,739.91
Nach Company Limited	54.110	23,595.96	216.373	95,047.57
Best Quote Limited	54.046	23,568.06	144.166	63,449.44
Naumuro Forest Products Company Limited	38.533	22,076.14	156.683	91,142.58
Ebenezer N Mensah Company Limited	36.170	21,687.60	54.279	32,543.00
Logs and Lumber Limited	60.594	20,601.96	221.363	103,550.67
Western Hardwood Limited	42.494	20,155.65	59.373	28,861.83
Kodeas Family Link Company Limited	18.000	18,151.58	36.084	36,658.12
Vickymart Plus Company Limited	36.010	15,703.02	540.150	236,686.76
Metamorphosis Company Limited	18.444	11,059.05	54.870	33,223.82

Duakron Ghana Limited	-	-	1,950.214	858,600.66
Regent Industries Ghana Limited	-	-	1,800.143	791,994.69
Renas Prestige Company Limited	-	-	1,512.892	671,245.11
Panchatatva Associates Limited	-	-	994.024	438,025.92
K Lorvert Company Limited	-	-	886.085	391,533.85
Jonada Global Company Limited	-	-	418.242	293,007.15
Beghap Company Limited	-	-	650.320	286,202.01
3RDI Shipping Agency Limited	-	-	596.549	265,151.47
Star Exim Ghana Limited	-	-	398.164	175,764.07
Geetanjali Trading Company Limited	-	-	396.048	174,233.04
Juben Empire Ghana Limited	-	-	378.164	166,708.59
F Wood and Trading Company Limited	-	-	361.239	160,351.73
Royal Afro Asia Limited	-	-	360.238	157,653.25
A List Enterprise Ghana Limited	-	-	270.679	148,973.09
Mawuli Elliot Limited	-	-	290.742	129,227.72
Egyir Company Limited	-	-	280.196	123,421.17
Kete Krachi Timber Recovery Limited	-	-	144.612	119,253.71
Willyjoy Enterprise Limited	-	-	271.441	118,679.52
Phyibern Company Limited	-	-	180.104	109,017.08
Multimodal Freight Services Limited	-	-	198.601	88,273.30
Prestige Innovation and Processing Company	-	-	371.533	82,208.44
Africa Timber Resources Limited	-	-	132.076	75,654.84
Richtuah Company Limited	-	-	72.157	73,810.23
Gran Pa Shipping and Company Limited	-	-	126.685	55,322.04
Indiana Woods Limited	-	-	93.116	48,501.97
Jinta Industrial Limited	-	-	54.086	27,044.90
Pradip Asmak Company Limited	-	-	54.187	24,084.80
Star K Import and Export Limited	-	-	54.400	24,024.53
Logs Court Limited	-	-	44.681	19,212.83
Mere Plantations Limited	-	-	73.397	18,940.60
Benediction Company Limited	-	-	18.102	18,249.77
Kanha Impex Limited	-	-	36.060	15,957.86
Swiss Lumber Company Limited	-	-	20.592	12,584.88
Stepsu Wood Company Limited	-	-	18.020	10,111.93
Prinelman Wood and Construction Limited	-	-	15.398	7,237.06
GRAND TOTAL	3,300.493	1,527,463.36	36,081.229	16,591,727.22

MOVING SPECIES - LUMBER (AIR DRIED)

SPECIES	VOLUME (m ³)	VALUE (€)	CUMULATIVE: JAN-MAY 2020	
			VOLUME (m ³)	VALUE (€)
Teak	2,002.063	873,047.62	30,385.902	13,366,937.15
Denya	540.513	311,447.84	2,355.540	1,375,263.36
Senya	220.587	108,216.29	679.915	335,158.27
Kako / Ekki	251.602	96,853.47	315.249	126,991.83
Dahoma	89.437	39,001.15	181.784	82,138.51
Ananta	54.166	23,620.38	126.658	50,202.65
Potrodum	37.963	22,150.57	318.449	204,447.37
Dabema	60.594	20,601.96	60.594	20,601.96
Papao/ Apa	18.000	18,151.58	648.214	630,511.13

Kusia	25.568	14,372.49	47.749	29,112.92
Rubberwood	-	-	371.533	82,208.44
Mixed Redwood	-	-	147.957	64,611.36
Albizia	-	-	109.658	50,127.25
Candollei	-	-	78.219	42,939.19
Edinam	-	-	36.510	32,314.01
Guarea	-	-	72.128	31,736.32
Emire	-	-	50.223	27,120.42
Wawa	-	-	44.681	19,212.83
Danta	-	-	22.352	9,290.60
Duabankye	-	-	17.751	5,720.17
Kroma	-	-	10.163	5,081.50
GRAND TOTAL	3,300.493	1,527,463.36	36,081.229	16,591,727.22

DIRECTION OF TRADE - LUMBER (AIR DRIED)

DESTINATION	VOLUME (m ³)	VALUE (€)	CUMULATIVE: JAN-MAY 2020	
			VOLUME (m ³)	VALUE (€)
India	2,002.063	873,047.62	30,385.902	13,366,937.15
Vietnam	567.873	322,600.08	2,208.790	1,463,719.46
Belgium	334.439	137,673.27	506.971	219,368.59
China	165.060	92,307.49	1,286.014	649,432.24
Egypt	150.031	59,603.11	333.093	167,547.57
South Korea	38.533	22,076.14	156.683	91,142.58
Portugal	19.863	10,311.17	129.521	60,438.41
Germany	22.631	9,844.49	62.632	30,783.43
Bangladesh	-	-	270.679	148,973.09
Cape Verde	-	-	244.099	106,793.77
Saudi Arabia	-	-	95.998	54,707.41
Thailand	-	-	46.562	41,905.80
United Kingdom	-	-	72.404	41,860.85
Sri Lanka	-	-	90.243	32,302.43
United Arab Emirates	-	-	54.098	31,059.36
Poland	-	-	23.817	22,507.07
Italy	-	-	31.571	21,744.13
Ireland	-	-	44.681	19,212.83
Mauritius	-	-	20.592	12,584.88
Spain	-	-	16.879	8,706.18
GRAND TOTAL	3,300.493	1,527,463.36	36,081.229	16,591,727.22

EXPORTERS PERFORMANCE - SLICED VENEER

EXPORTER	VOLUME (m ³)	VALUE (€)	CUMULATIVE: JAN-MAY 2020	
			VOLUME (m ³)	VALUE (€)
Samartex Timber and Plywood Company Limited	373.458	326,755.56	770.995	641,242.36
Logs and Lumber Limited	230.889	165,744.86	1,062.721	1,094,207.34
John Bitar and Company Limited	72.583	133,906.75	630.310	747,208.38
Mondial Veneer Ghana Limited	214.206	123,295.27	839.101	515,716.59
Xylogi Company Limited	48.369	32,517.58	145.916	99,215.40
GRAND TOTAL	939.505	782,220.02	3,449.043	3,097,590.07

MOVING SPECIES - SLICED VENEER

SPECIES	VOLUME (m ³)	VALUE (€)	CUMULATIVE: JAN-MAY 2020	
			VOLUME (m ³)	VALUE (€)
Asanfina	227.680	173,478.74	1,124.993	976,025.24
Koto / Kyere	145.498	139,509.66	469.080	460,929.13
Ceiba	169.296	111,951.65	623.549	398,558.48
Mahogany	54.608	109,170.42	209.232	303,440.19
Makore	89.895	70,979.18	166.354	135,390.11
Sapele	33.454	53,732.63	163.734	194,665.36
Ofram	174.625	52,638.19	187.306	60,463.39
Black Ofram	16.990	27,304.48	71.906	130,720.85
Entedua	9.647	21,034.69	12.870	25,600.34
Edinam	6.292	13,178.68	12.218	21,052.23
Chenchen	4.591	4,973.23	283.611	248,732.44
Akasa	2.561	1,536.75	2.561	1,536.75
Yaya	3.067	1,431.31	43.186	54,217.59
Odum	1.300	1,300.42	10.783	14,831.09
Kokote	-	-	20.811	20,793.96
Essa	-	-	9.724	10,757.78
Avodire	-	-	12.362	10,105.14
Hyedua	-	-	7.300	8,299.95
Wawa	-	-	1.576	5,515.44
Emire	-	-	7.483	5,505.50
Black Hyedua	-	-	1.476	3,198.48
Candollei	-	-	2.615	2,528.27
White Ofram	-	-	1.127	1,691.09
Ayan / B'Dua	-	-	2.193	1,535.01
Niangon	-	-	0.510	849.78
Berlina	-	-	0.485	646.48
GRAND TOTAL	939.505	782,220.02	3,449.043	3,097,590.07

DIRECTION OF TRADE - SLICED VENEER

DESTINATION	VOLUME (m ³)	VALUE (€)	CUMULATIVE: JAN-MAY 2020	
			VOLUME (m ³)	VALUE (€)
Egypt	195.795	145,395.95	412.659	303,549.69
Italy	259.526	136,135.84	1,366.817	1,128,236.16
United States of America	61.875	114,043.92	134.694	230,503.60
Spain	71.719	78,672.78	247.985	274,331.30
Netherlands	35.432	63,889.38	35.432	63,889.38

China	35.368	63,329.12	190.106	252,628.84
Turkey	170.797	58,389.18	170.797	58,389.18
Germany	24.123	49,438.88	25.699	54,954.32
Greece	36.501	40,407.39	36.501	40,407.39
Morocco	48.369	32,517.58	439.390	245,292.70
Vietnam	-	-	113.705	99,640.17
Denmark	-	-	51.683	90,242.19
India	-	-	63.445	80,388.45
United Arab Emirates	-	-	77.256	60,521.20
Israel	-	-	23.870	49,863.79
Hong Kong	-	-	20.550	24,801.16
Chile	-	-	17.202	21,248.16
Latvia	-	-	21.252	18,702.39
GRAND TOTAL	939.505	782,220.02	3,449.043	3,097,590.07

EXPORTERS PERFORMANCE - PROCESSED L/MOULDINGS

EXPORTER	VOLUME (m ³)	VALUE (€)	CUMULATIVE: JAN-MAY 2020	
			VOLUME (m ³)	VALUE (€)
Logs and Lumber Limited	461.545	291,940.35	1,760.657	1,170,985.53
Samartex Timber and Plywood Company Limited	299.218	234,256.46	1,723.171	1,423,444.97
Modern Wood Technology and Company Limited	63.470	68,190.70	63.470	68,190.70
John Bitar and Company Limited	71.870	52,760.02	349.918	220,692.28
Asuo Bomosadu Timber and Sawmill Limited	60.219	46,432.74	274.335	198,126.52
Xylogi Company Limited	-	-	61.309	43,761.94
GRAND TOTAL	956.322	693,580.27	4,232.860	3,125,201.94

MOVING SPECIES - PROCESSED L/MOULDINGS

SPECIES	VOLUME (m ³)	VALUE (€)	CUMULATIVE: JAN-MAY 2020	
			VOLUME (m ³)	VALUE (€)
Wawa	554.659	320,895.66	1,923.494	1,007,993.00
Hotrohoto / Fotie	90.311	75,124.14	444.873	366,815.89
Mahogany	64.035	63,317.38	157.933	154,030.78
Niangon	48.912	54,118.18	301.144	337,821.33
Dahoma	59.391	43,625.60	137.624	99,860.45
Makore	36.344	40,315.04	77.003	84,226.76
Denya	43.727	39,396.68	204.427	169,884.36
Ofram	16.120	16,486.71	29.418	26,017.64
Kusia	18.796	14,803.76	100.874	73,040.27
Guarea	12.028	12,503.38	63.864	68,149.85
Odum	4.568	6,166.80	4.568	6,166.80
Ceiba	5.264	3,684.80	156.277	103,455.72
Walnut / Lovo	2.167	3,142.15	2.167	3,142.15
Sapele	-	-	109.244	119,043.81
Edinam	-	-	119.511	119,031.05
Bilinga	-	-	96.592	92,559.25
Papao/ Apa	-	-	51.621	78,121.55
Black Ofram	-	-	68.232	49,591.86
Potrodum	-	-	57.394	37,306.10

Ayan / B'Dua	-	-	36.830	36,830.00
Essa	-	-	22.424	33,491.60
Mixed Redwood	-	-	36.545	27,165.83
Koto / Kyere	-	-	12.585	15,025.00
Danta	-	-	14.476	13,158.39
Cedrela	-	-	3.740	3,272.50
GRAND TOTAL	956.322	693,580.27	4,232.860	3,125,201.94

DIRECTION OF TRADE - PROCESSED L/MOULDTINGS

DESTINATION	VOLUME (m ³)	VALUE (€)	CUMULATIVE: JAN-MAY 2020	
			VOLUME (m ³)	VALUE (€)
Belgium	248.778	188,310.26	1,014.853	823,163.01
Germany	358.778	185,818.38	1,503.766	896,457.96
France	72.786	77,103.09	530.515	503,127.06
Finland	90.311	75,124.14	193.323	163,405.12
United Kingdom	65.796	73,415.84	168.517	170,480.76
Greece	48.912	54,118.18	162.498	179,391.36
Croatia	53.491	23,268.59	261.074	118,173.67
Denmark	17.470	16,421.80	136.531	76,014.99
Netherlands	-	-	89.632	52,151.43
Russia	-	-	64.281	55,924.47
South Africa	-	-	47.883	22,026.18
Portugal	-	-	20.935	23,028.50
United Arab Emirates	-	-	18.094	20,265.28
Spain	-	-	12.585	15,025.00
Italy	-	-	8.373	6,567.15
GRAND TOTAL	956.322	693,580.27	4,232.860	3,125,201.94

EXPORTERS PERFORMANCE - PLYWOOD (OVERLAND)

EXPORTER	VOLUME (m ³)	VALUE (€)	CUMULATIVE: JAN-MAY 2020	
			VOLUME (m ³)	VALUE (€)
Logs and Lumber Limited	781.779	265,751.20	2,246.380	745,099.04
Jussak Company Limited	512.303	162,040.19	2,504.674	766,611.69
Wood Pillar Limited	323.876	92,880.00	1,702.136	517,787.99
Asuo Bomosadu Timber and Sawmill Limited	107.155	35,700.00	559.627	165,225.00
Ayum Forest Products Limited	72.192	25,941.45	72.192	25,941.45
Wako Ghana Company Limited	47.630	23,983.87	47.630	23,983.87
John Bitar and Company Limited	-	-	613.791	243,688.05
Naumuro Forest Products Company Limited	-	-	285.772	133,050.16
Bibiani Logging and Lumber Company Limited	-	-	144.672	56,878.81
Samartex Timber and Plywood Company Limited	-	-	88.411	33,499.39
GRAND TOTAL	1,844.935	606,296.71	8,265.29	2,711,765.44

MOVING SPECIES - PLYWOOD (OVERLAND)

SPECIES	VOLUME (m ³)	VALUE (€)	CUMULATIVE: JAN-MAY 2020	
			VOLUME (m ³)	VALUE (€)
Ceiba	1,772.743	580,355.26	7,466.104	2,411,705.39
Mahogany	53.476	19,622.77	53.476	19,622.77
Ofram	18.716	6,318.68	50.213	21,323.03
Mixed Redwood	-	-	477.637	188,767.24
Chenchen	-	-	106.465	37,482.75
Sapele	-	-	50.365	21,618.84
Black Ofram	-	-	61.025	11,245.42
GRAND TOTAL	1,844.935	606,296.71	8,265.285	2,711,765.44

DIRECTION OF TRADE - PLYWOOD (OVERLAND)

DESTINATION	VOLUME (m ³)	VALUE (€)	CUMULATIVE: JAN-MAY 2020	
			VOLUME (m ³)	VALUE (€)
Burkina Faso	622.296	201,522.37	2,949.530	969,074.17
Niger	565.069	188,159.95	2,864.052	910,572.75
Benin	431.333	140,681.40	998.114	308,966.70
Togo	226.237	75,933.00	1,148.150	418,867.08
Mali	-	-	250.071	80,775.97
Gambia	-	-	55.368	23,508.77
GRAND TOTAL	1,844.935	606,296.71	8,265.285	2,711,765.44

EXPORTERS PERFORMANCE - ROTARY VENEER

EXPORTER	VOLUME (m ³)	VALUE (€)	CUMULATIVE: JAN-MAY 2020	
			VOLUME (m ³)	VALUE (€)
Samartex Timber and Plywood Company Limited	357.572	211,044.97	1,496.111	861,713.38
John Bitar and Company Limited	283.678	120,115.74	1,436.321	518,137.95
Miro Forestry Ghana Limited	-	-	622.382	78,898.40
Logs and Lumber Limited	-	-	64.364	33,868.18
Jussak Company Limited	-	-	40.191	13,826.76
GRAND TOTAL	641.250	331,160.70	3,659.369	1,506,444.67

MOVING SPECIES - ROTARY VENEER

SPECIES	VOLUME (m ³)	VALUE (€)	CUMULATIVE: JAN-MAY 2020	
			VOLUME (m ³)	VALUE (€)
Essa	415.682	234,798.03	1,129.826	658,411.88
Ceiba	125.521	45,211.00	1,286.431	442,283.86
Wawabima	60.012	33,693.45	150.030	85,692.37
Chenchen	40.035	17,458.22	137.208	78,790.54
Otie	-	-	161.796	82,125.99
Gmelina	-	-	550.054	69,093.25
Wawa	-	-	85.732	38,579.40
Ogea	-	-	64.828	29,826.07
Bombax	-	-	21.136	11,836.16
Eucalyptus	-	-	72.328	9,805.15
GRAND TOTAL	641.250	331,160.70	3,659.369	1,506,444.67

DIRECTION OF TRADE - ROTARY VENEER

DESTINATION	VOLUME (m ³)	VALUE (€)	CUMULATIVE: JAN-MAY 2020	
			VOLUME (m ³)	VALUE (€)
United States of America	266.902	138,823.42	761.934	400,502.60
Canada	148.780	95,974.61	535.608	341,511.69
Egypt	144.163	69,680.40	355.298	197,058.43
Spain	81.405	26,682.28	1,071.440	367,242.68
China	-	-	550.054	69,093.25
Morocco	-	-	121.603	36,480.90
Philippines	-	-	85.732	38,579.40
Vietnam	-	-	72.328	9,805.15
Denmark	-	-	48.300	23,908.50
Belgium	-	-	41.008	12,302.40
Netherlands	-	-	16.064	9,959.68
GRAND TOTAL	641.250	331,160.70	3,659.369	1,506,444.67

EXPORTERS PERFORMANCE - BILLET

EXPORTER	VOLUME (m ³)	VALUE (€)	CUMULATIVE: JAN-MAY 2020	
			VOLUME (m ³)	VALUE (€)
AB Saab Timbers Limited	308.110	117,563.92	616.629	237,177.98
Rock Age Impex Limited	133.003	50,749.26	1,159.033	445,022.79
Sandylord Company Limited	132.040	50,381.81	176.080	67,434.95
Smith Timber Export Limited	67.355	25,700.29	92.036	35,115.28
AIM Manufacturing Company Limited	57.751	22,035.75	79.964	30,674.74
GCKB Company Limited	80.818	14,097.05	290.948	51,187.59
Speed Bee Timber Company Limited	33.085	12,624.07	216.999	83,337.72
Pan Afro King Company Limited	22.515	8,590.93	22.515	8,590.93
Nach Company Limited	22.109	8,436.02	22.109	8,436.02
PVN International Limited	44.173	7,705.08	220.527	38,574.38
Nasorp Merchantile Company Limited	11.200	1,953.61	40.311	9,320.11
Zenith Impex Ghana Limited	-	-	786.520	299,114.24
Richtuah Company Limited	-	-	438.109	167,869.44
Star Exim Ghana Limited	-	-	388.722	150,436.50
Beloved Knowledge Links Limited	-	-	237.741	91,928.58
Arena Resources Limited	-	-	176.266	67,010.43
Fortune Exim Ghana Limited	-	-	143.200	55,446.77
Banyan Trade Africa Limited	-	-	132.699	51,278.98
Africa Timber Resources Limited	-	-	112.033	38,463.56
Pacific Wood Products Ghana Limited	-	-	90.101	34,759.42
Jonada Global Company Limited	-	-	78.072	30,270.02
Anish AG International Limited	-	-	57.400	21,821.56
Paulsi Royal Limited	-	-	55.332	21,169.38
Kimpex Ghana Limited	-	-	110.604	19,578.52
Gracefields Agriculture Limited	-	-	44.072	17,140.31
PM Overseas Ghana Limited	-	-	44.023	16,957.24
G V Export and Import Trading Limited	-	-	44.099	16,822.32
Peacock Company Limited	-	-	33.282	12,823.58
Brown Brothers Company Limited	-	-	33.311	12,663.73

Peekob Company Limited	-	-	33.206	12,623.81
Avenue Wood Limited	-	-	24.000	9,333.99
Star K Import and Export Limited	-	-	22.700	8,828.40
Waga Investment Company Limited	-	-	22.179	8,460.56
Blue Orbits Limited	-	-	44.353	7,851.13
GRAND TOTAL	912.159	319,837.78	6,089.175	2,187,524.93

MOVING SPECIES - BILLET

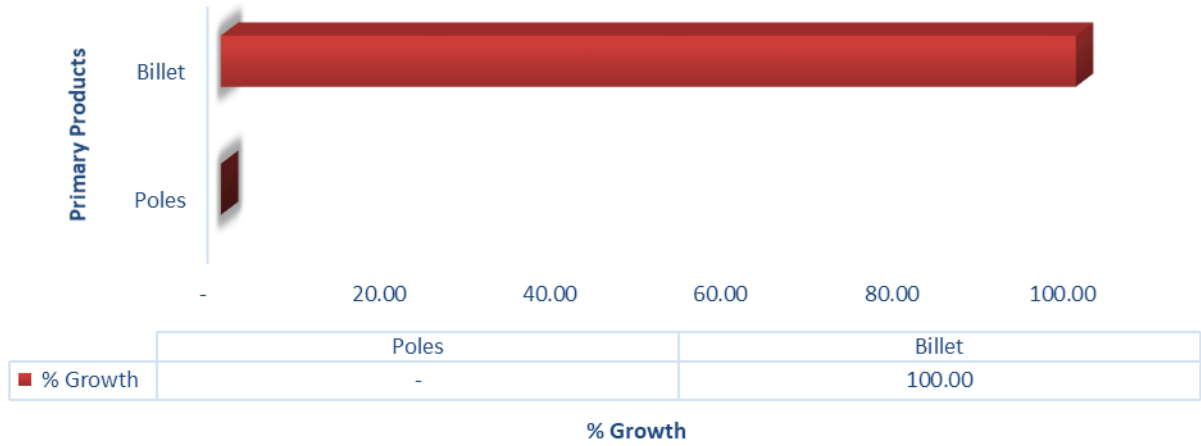
SPECIES	VOLUME (m ³)	VALUE (€)	CUMULATIVE: JAN-MAY 2020	
			VOLUME (m ³)	VALUE (€)
Teak	775.968	296,082.04	5,358.401	2,059,089.01
Gmelina	136.191	23,755.74	730.774	128,435.92
GRAND TOTAL	912.159	319,837.78	6,089.175	2,187,524.93

DIRECTION OF TRADE - BILLET

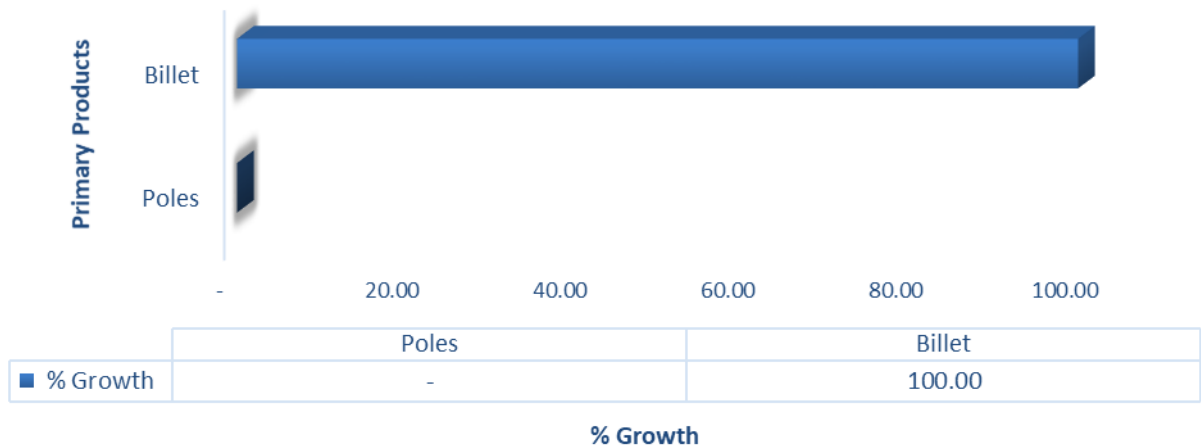
DESTINATION	VOLUME (m ³)	VALUE (€)	CUMULATIVE: JAN-MAY 2020	
			VOLUME (m ³)	VALUE (€)
India	912.159	319,837.78	5,715.279	2,048,198.89
Saudi Arabia	-	-	195.612	75,261.61
China	-	-	112.033	38,463.56
Vietnam	-	-	44.072	17,140.31
Germany	-	-	22.179	8,460.56
GRAND TOTAL	912.159	319,837.78	6,089.175	2,187,524.93

APPENDIX A

Cumulative Volumes (m³) for Primary Wood Products - Jan-May 2020




Cumulative Values (€) for Primary Wood Products - Jan-May 2020

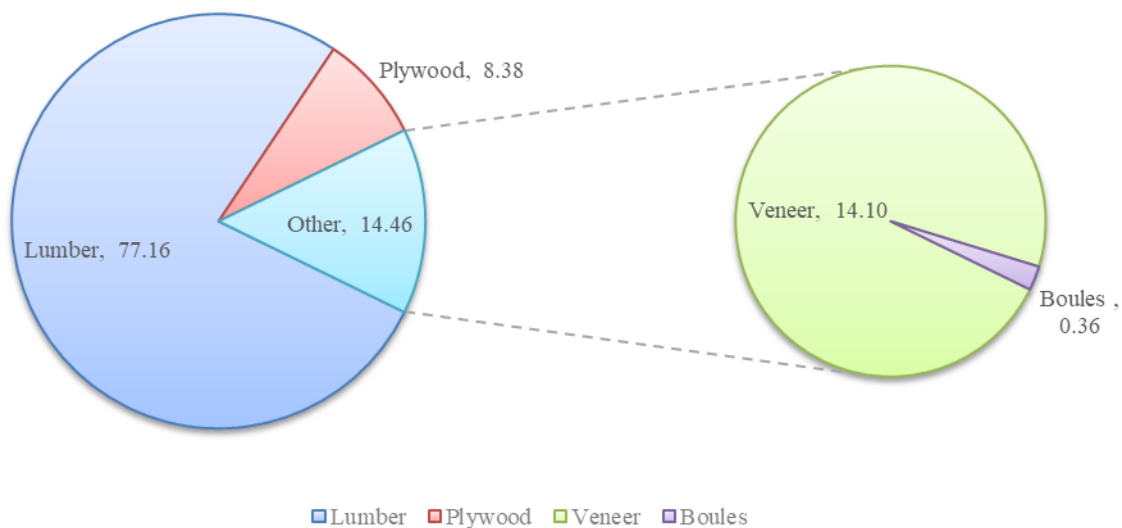


APPENDIX B

Secondary Wood Products - Volumes(m³)




Secondary Wood Products - Value (€)




APPENDIX C

Cumulative Volumes (m³) for Tertiary Wood Products - Jan-May 2020

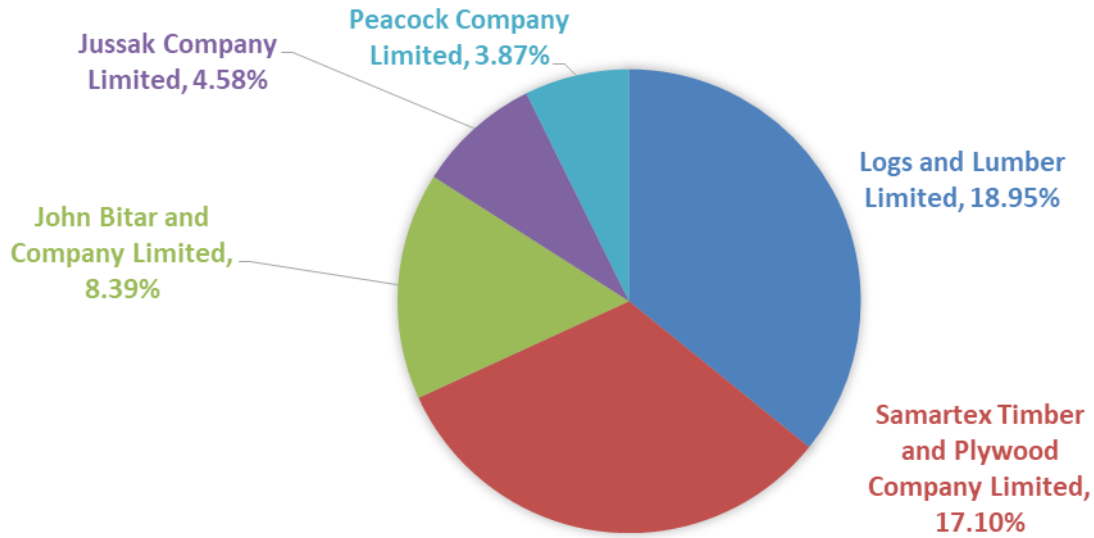


Cumulative Values (€) for Tertiary Wood Products - Jan-May 2020

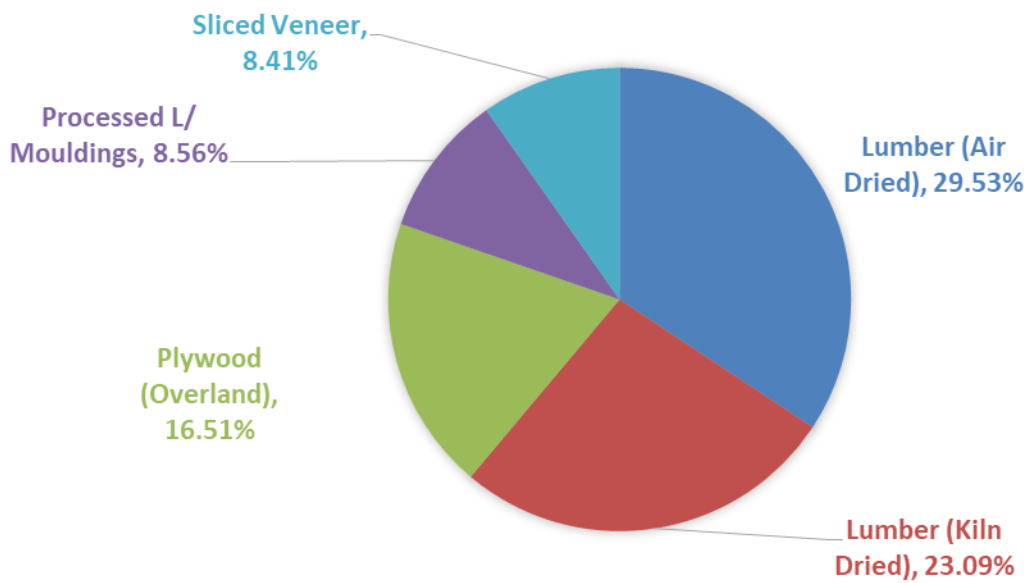


APPENDIX D

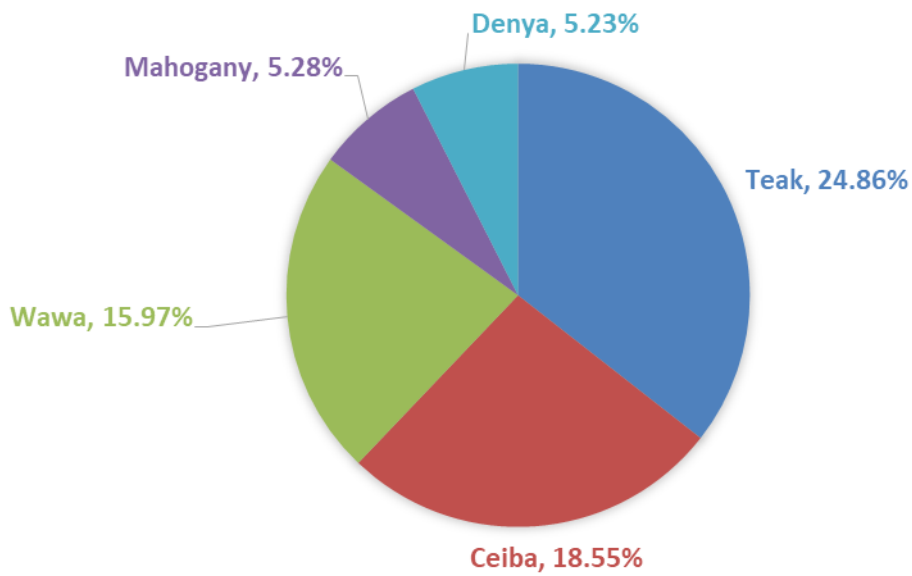
TOP 5 EXPORTERS FOR MAY 2020



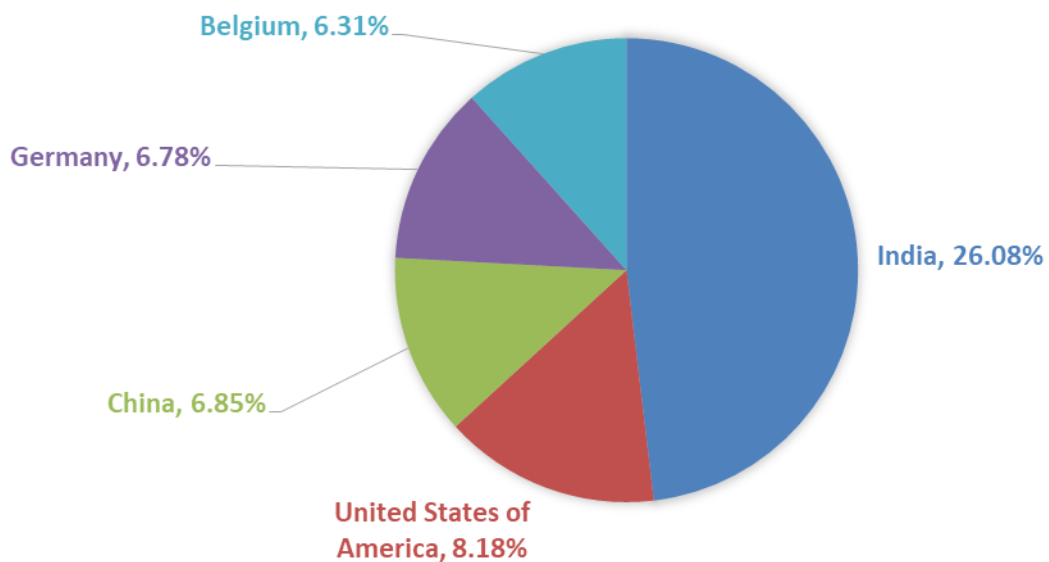
TOP 5 PRODUCTS FOR MAY 2020



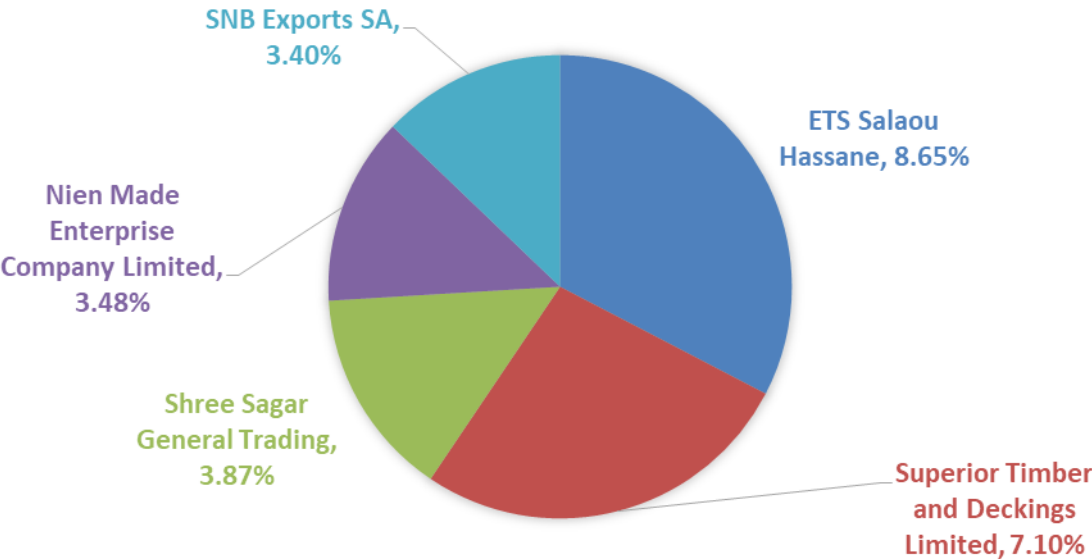
TOP 5 SPECIES FOR MAY 2020



TOP 5 DESTINATIONS FOR MAY 2020



TOP 5 BUYERS FOR MAY 2020



GHANA FORESTRY COMMISSION

V
I
S
S
I
O
N

“TO LEAVE FUTURE
GENERATIONS AND ITS
COMMUNITIES WITH RICHER,
BETTER, MORE VALUABLE
FORESTRY AND WILDLIFE
ENDOWMENTS THAN WE
INHERITED.”

M
I
S
S
I
O
N

“TO SUSTAINABLY
DEVELOP AND MANAGE
GHANA’S FORESTRY
AND WILDLIFE
RESOURCES.”