



REPORT ON EXPORT OF TIMBER AND WOOD PRODUCTS OCTOBER, 2020

Table of Contents: Timber and Wood Products Export

REPORT ON EXPORT OF TIMBER AND WOOD PRODUCTS, OCTOBER 2020	3
SUMMARY OF WOOD PRODUCTS EXPORT	3
MARKET MIX FOR OCTOBER 2020.....	4
TOP FIVE (5) CATEGORIES FOR THE MONTH OF OCTOBER 2020 [SEE APPENDIX D].....	8
TIMBER AND WOOD PRODUCTS ANALYTICS	10
SUMMARY REPORT ON EXPORT PRODUCTS OCTOBER, 2020	10
LEADING EXPORTERS OF WOOD PRODUCTS FOR OCTOBER 2020.....	10
LEADING EXPORTERS OF TOP FIVE (5) PRODUCTS BY SPECIES OCTOBER 2020.....	11
LEADING BUYERS OF TOP FIVE (5) PRODUCTS BY SPECIES OCTOBER 2020.....	12
MAJOR MARKETS OF GHANA’S WOOD PRODUCTS EXPORTS: JAN-OCT 2019/ 2020: VOLUME.....	13
EXPORT OF TIMBER AND WOOD PRODUCTS TO ECOWAS COUNTRIES: JAN-OCT 2019/ 2020	14
COMPARATIVE EXPORT STATISTICS FOR TIMBER AND WOOD PRODUCTS: JAN-OCT 2019 / 2020	14
TIMBER AND WOOD PRODUCTS CLASSIFICATION	15
EXPORT PERFORMANCE FOR TIMBER AND WOOD PRODUCTS	16
HARMONIZED SYSTEM (HS) CODES FOR TIMBER AND WOOD PRODUCTS	31
APPENDIX A.....	32
APPENDIX B	33
APPENDIX C	34
APPENDIX D.....	35

REPORT ON EXPORT OF TIMBER AND WOOD PRODUCTS, OCTOBER 2020

SUMMARY OF WOOD PRODUCTS EXPORT

The export of Ghana's timber and wood products in the month of October, 2020 amounted to **€10,784,195.39** in value from the exported volume of **20,403.963m³** which represent a decline of **21.68%** in value and **30.01%** in volume respectively as compared to an amount of **€13,770,245.29** gained from the exported volume of **29,153.702m³** documented in October, 2019. Seventy-Eight (78) Exporters (with the topmost five [5] being Logs and Lumber Limited, Samartex Timber and Plywood Company Limited, Peacrok Company Limited, John Bitar and Company Limited and Multimodal Freight Services Limited with respect to exported volumes) were involved in the export of Eleven (11) different wood products (with the best five [5] being Lumber (Air Dried), Billet, Lumber (Kiln Dried), Plywood (Overland) and Sliced Veneer with respect to manufactured volumes) in Forty-Three (43) Species (with the first [5] being Teak, Wawa, Ceiba, Denya and Mahogany with regards to volumes felled) to Thirty-Three (33) different countries (with the top [5] favourite destination being India, Germany, Vietnam, United States of America and Italy in terms of shipping volumes) sold to Ninety-Nine (99) diverse Buyers (with the top five [5] being Shree Sagar General Trading, ETS Salaou Hassane, Shanghai Timber Furnishing Company Limited, New Dandeli Ventures and Kappa International PTE Limited with regards to volumes purchased).

Cumulatively, Ghana secured **€92,169,100.49** from the export of **179,835.499m³** in January-October 2020. Comparatively, in the previous year for the same period under review **€129,854,170.61** was obtained from the export of **266,015.487m³** representing a decline of **29.02%** in value and **32.40%** in volume respectively.

Consequently, the overall Average Unit Price increased from **€488/m³** in January-October 2019 to **€513/m³** in January-October 2020, representing a growth of **4.99%**.

Primary Products (Billets) accrued **€6,657,609.91 (7.22%)** from **17,228.463m³ (9.58%)** of the total export of wood products from January-October 2020. The figures indicate decline of **16.67%** in volume and **12.30%** in value respectively compared to the timber export figures from January-October 2019 of **20,673.894m³ (7.77%)** valued at **€7,590,943.34 (5.85%)**. [See Appendix A].

Secondary Wood Products comprising of Lumber, Plywood, Veneer, Kindling, Boules and Briquettes formed the bulk of the country's wood export which generated **€79,414,979.88 (86.16%)** from a volume of **153,941.827m³ (85.60%)** from January-October 2020. The figures indicate decline of **32.29%** in value and **35.17%** in volume compared to the contribution of **€117,291,320.15 (90.33%)** and **237,462.887m³ (89.27%)**, respectively from January-October 2019. [See Appendix B].

Tertiary Wood Products (Processed L/Mouldings, Dowels and Doors) contributed **€6,096,510.71 (6.61%)** from a volume of **8,665.209m³ (4.82%)** to the total wood products export from January-October 2020. Moreover, the figures indicate increases of **9.98%** in volume and **22.62%** in value compared to the contribution of **7,878.706m³ (2.96%)** and **€4,971,907.12 (3.83%)** from January-October 2019. [See Appendix C].

On the direction of Trade, Asian/Far East countries (favourite destinations) imported **106,162.564m³ (59.03%)** valued at **€51.51million (55.89%)** during the period of October, 2020; as the major destinations (in terms of value) for Ghana's wood products were India, China. Exports of timber products to these regions Lumber (Air Dried), Billet, Lumber (Kiln Dried), Rotary Veneer, Sliced Veneer in Teak, Denya, Senya, Rubberwood, Kako / Ekki, Papao/ Apa, Gmelina, Potrodum, Ananta, Hyedua, Mixed Redwood, Koto / Kyere, Chenchen.

European imports accounted for **€20.18million (21.89%)** from a volume of **34,303.674m³ (19.08%)** to be the second major destination (in terms of value) for Ghana's wood products export during the month of October, 2020. Exports to Europe were Lumber (Kiln Dried), Processed L/ Mouldings, Sliced Veneer, Lumber (Air Dried), Rotary Veneer, Boules (Air Dried), Kindling, Briquettes, Curls Veneer in Wawa, Asanfina, Ceiba, Niangon, Koto / Kyere, Denya, Odum, Utile, Makore, `Sapele.

Wood product exports to **Africa** included Plywood (Overland), Rotary Veneer, Sliced Veneer, Lumber (Air Dried) yielded **€9.81million (10.65%)** from an exported volume of **25,641.310m³ (14.26%)**. Major destinations included Egypt, South Africa, Mauritius and Morocco; with the ECOWAS sub-region market having the largest share of 21,541.491m³ (84.01%) valued at €7.38million (75.19%) of the total African wood products exported from Ghana during the period of October, 2020. Wood products consisted mainly Plywood (Overland) and Sliced Veneer (Overland). Benin (Plywood in Ceiba), Niger (Plywood in Ceiba, Mixed Redwood, Danta), Burkina Faso (Plywood in Ceiba, Edinam and Sliced Veneer in Candollei, Edinam), Togo (Plywood in Ceiba) and Mali (Plywood in Ofram, Chenchen, Mixed Redwood) were the main ECOWAS markets during the period under review.

American imports accounted for **€8.44million (9.16%)** from the volume of **9,738.762m³ (5.42%)** making it the fourth topmost destination (in terms of value) for Ghana's wood products export in October, 2020. Exports to America were mainly Lumber (Kiln Dried) and Rotary Veneer in Mahogany, Essa, Cedrela, Bombax, Otie.

MARKET MIX FOR OCTOBER 2020

Species	Product	Destination	Exporter	Buyer
Teak	Lumber (Air Dried)	India	Peacrok Company Limited	Shree Sagar General Trading
			Askraf International Company Limited	Alkema Singapore PTE Limited
			Multimodal Freight Services Limited	Shanghai Timber Furnishing Company Limited
			PM Overseas Ghana Limited	Patiala Timber Stores
			Fortune Exim Ghana Limited	Fortune Exim
			Duakron Ghana Limited	Bansal Lumbers PVT Limited
			Regent Industries Ghana Limited	Shree Sagar General Trading
			Dark Andoh Global Company Limited	Kappa International PTE Limited
			Nasorp Merchantile Company Limited	AIM Traders PTE Limited
			AIM Manufacturing Company Limited	AIM Traders PTE Limited
			Amoasly Company Limited	Dynamic International Limited
			Rock Age Impex Limited	New Dandeli Ventures
			Geavag Company Limited	Atul Timber Company
			Nach Company Limited	Abhishek Impex
			Mawuli Elliot Limited	Kappa International PTE Limited
			Panchtatva Associates Limited	DMJ Impex PVT Limited
			MKR Commodities Limited	Lila Commodities
			Vickymart Plus Company Limited	Agarwalla Teak International PVT Limited
			Best Quote Limited	Arsh Interior and Aluminium Craft
			Richtuah Company Limited	Abhishek Impex
			Egyir Company Limited	ASR Overseas
			Star Exim Ghana Limited	New Dandeli Ventures
			Juben Empire Ghana Limited	V K Timber Stores
			Arena Resources Limited	Aron Global PTE Limited
			Beghap Company Limited	Atul Timber Company
			Sandylord Company Limited	Coal Orbits Trading
Bhakti Ghana Limited	Drashti Enterprise			
Anish AG International Limited	S S Timbers			
Indiana Woods Limited	House of Tradings			

	Billet	India	Rock Age Impex Limited	New Dandeli Ventures
			Richtuah Company Limited	Abhishek Impex
			Multimodal Freight Services Limited	Shanghai Timber Furnishing Company Limited
			Dark Andoh Global Company Limited	Kappa International PTE Limited
			Star Exim Ghana Limited	New Dandeli Ventures
			Pan Afro King Company Limited	Glory International
			Krish Sun Company Limited	Pan Asia Intercontinental PTE Limited
			Mawuli Elliot Limited	Kappa International PTE Limited
			AIM Manufacturing Company Limited	AIM Traders PTE Limited
			Absdjaney Ghana Limited	SNB Exports SA
			PM Overseas Ghana Limited	Patiala Timber Stores
			Sandylord Company Limited	Coal Orbits Trading
			Jonada Global Company Limited	Success Company Limited
			Speed Bee Timber Company Limited	Surya Export and Import
			3RDI Shipping Agency Limited	Alkemal Singapore PTE Limited
			Kimpex Ghana Limited	Blue Global
			Unique A Yeboah Company Limited	Abhishek Impex
			K V Global Company Limited	Suncity Global PTE Limited
			Peacrok Company Limited	Shree Sagar General Trading
			PVN International Limited	SSBC International
			Gran Pa Shipping and Company Limited	L V Enterprise
			Miro Forestry Ghana Limited	Shree Vardhman Enterprise
			Arena Resources Limited	Aron Global PTE Limited
			Nihar Exim Ghana Limited	L V Enterprise
		Fortune Exim Ghana Limited	Fortune Exim	
		Geavag Company Limited	Atul Timber Company	
Vietnam	3RDI Shipping Agency Limited	Alkemal Singapore PTE Limited		
Wawa	Lumber (Kiln Dried)	Belgium	John Bitar and Company Limited	Somex NV Haven
				Vandecasteele Houtimport
				Stockmans Wood Products
			Logs and Lumber Limited	Somex NV Haven
			Stockmans Wood Products	
		Estonia	Logs and Lumber Limited	Keflice Haverland
			Boison Construction Works Limited	Keflice Haverland
			John Bitar and Company Limited	Keflice Haverland
Germany	John Bitar and Company Limited	Vöhringer GMBH and Company		
	Samartex Timber and Plywood Company Limited	Sudeck and Company GMBH		

			Boison Construction Works Limited	Sudeck and Company GMBH	
		Saudi Arabia	Logs and Lumber Limited	Intertranstrade International	
			Adras Company Limited	Timber Team International	
		Lithuania	Adras Company Limited	Global Timber Company	
	United Kingdom	John Bitar and Company Limited	RJC Agencies Limited		
	Processed L/ Mouldings	Germany		Logs and Lumber Limited	International Timber Trading APS
					Merten Wood Products GMBH
					Transglobal GMBH
					Wob Timber GMBH
			Samartex Timber and Plywood Company Limited	Fritz Offermann GMBH	
			Asuo Bomosadu Timber and Sawmills Limited	Sudeck and Company GMBH	
			Ayum Forest Products Limited	Van Hout International B V	
			John Bitar and Company Limited	Merten Wood Products GMBH	
		Croatia	Logs and Lumber Limited	Injac D O O Batutuva	
Belgium	Logs and Lumber Limited	Stockmans Wood Products			
Kindling	United Kingdom	Sustainable Biomass Solution Ghana Limited	Diamond Fuel Supplies		
Briquettes	United Kingdom	Sustainable Biomass Solution Ghana Limited	Diamond Fuel Supplies		
Ceiba	Plywood (Overland)	Benin	Logs and Lumber Limited	ETS Salaou Hassane	
			Jussak Company Limited	ETS Salaou Hassane	
				ETS Fajak Intercontinental Sarl	
		Niger	Logs and Lumber Limited	ETS Salaou Hassane	
			Jussak Company Limited	ETS Salaou Hassane	
			Wood Pillar Limited	ETS Salaou Hassane	
		Burkina Faso	Wood Pillar Limited	Ilak Commerce	
			Asuo Bomosadu Timber and Sawmills Limited	Nana Commerce	
			Ayum Forest Products Limited	Ilak Commerce	
		Togo	Logs and Lumber Limited	ETS Salaou Hassane	
	Rotary Veneer	Spain	John Bitar and Company Limited	Total Wood Sal Mkalles	
		Estonia	John Bitar and Company Limited	Total Wood Sal Mkalles	
		Morocco	John Bitar and Company Limited	Total Wood Sal Mkalles	
	Sliced Veneer	Morocco	Xylogi Company Limited	Innovbois	
Processed L/ Mouldings	Germany	Ayum Forest Products Limited	Van Hout International B V		
Denya	Lumber (Air Dried)	Vietnam	Samartex Timber and Plywood Company Limited	Dai Loi Trading Company Limited	
				Tuan Thanh Trading Company Limited	
				Ha An Service and Trading Import Export	
				Minh Lam Import and Export Company Limited	

			Logs and Lumber Limited	Tuan Thanh Trading Company Limited
			Willcells Ghana Limited	Guangzhou Yuhu Wood Company Limited
			Richtuah Company Limited	Abhishek Impex
			Jonada Global Company Limited	Success Company Limited
			Geavag Company Limited	Tayue International Group Limited
			Askraf International Company Limited	Timber Team International
		United Arab Emirates	Africa Timber Resources Limited	South Asia Timber Resources PTE Limited
		South Korea	Naumuro Forest Products Company Limited	Africa Wood Trading Company
			Ecood Company Limited	Aeon Industry
		Bangladesh	A List Enterprise Ghana Limited	South Asia Timber Resources PTE Limited
		China	Delin Wood Limited	Greenda Industry Limited
		Germany	Ibrahim and Sons Company Limited	Wob Timber GMBH
			Franco Timbers Company Limited	Protimber Holz Import and Export
		Belgium	John Bitar and Company Limited	Total Wood Sal Mkalles
		Reunion Island	Swiss Lumber Company Limited	Blue Resources
	Rotary Veneer	Vietnam	Samartex Timber and Plywood Company Limited	Vietnam Forest Corporation
	Processed L/ Mouldings	Belgium	John Bitar and Company Limited	Total Wood Sal Mkalles
Mahogany	Lumber (Kiln Dried)	United States of America	Samartex Timber and Plywood Company Limited	Superior Timber and Deckings Limited
			Swiss Lumber Company Limited	Blue Resources
			Logs and Lumber Limited	Blue Resources North American Wood Products
		Germany	Samartex Timber and Plywood Company Limited	Sudeck and Company GMBH
	Sliced Veneer	Lebanon	Logs and Lumber Limited	Chabros International Group
		Italy	Mondial Veneer Ghana Limited	Mondial Tranciati SRL
	Curls Veneer	Turkey	Logs and Lumber Limited	Timtrade SRL
Asanfina	Sliced Veneer	Italy	Mondial Veneer Ghana Limited	Mondial Tranciati SRL
		Spain	Samartex Timber and Plywood Company Limited	Chapas Turia
			John Bitar and Company Limited	Chapas Y Maderas Ferrero
		Turkey	Logs and Lumber Limited	Timtrade SRL
Senya	Lumber (Air Dried)	China	Delin Wood Limited	Greenda Industry Limited
			Richtuah Company Limited	Alkernal Singapore PTE Limited
		Vietnam	Geavag Company Limited	Atul Timber Company

Dahoma	Lumber (Kiln Dried)	United Arab Emirates	John Bitar and Company Limited	Chabros International Group
	Lumber (Air Dried)	Egypt	John Bitar and Company Limited	Al Fustat Export Import
			Samartex Timber and Plywood Company Limited	Al Fustat Export Import
	Processed L/ Mouldings	Belgium	John Bitar and Company Limited	Total Wood Sal Mkalles
			Logs and Lumber Limited	Stockmans Wood Products
Greece	John Bitar and Company Limited	Total Wood Sal Mkalles		
Rubberwood	Lumber (Kiln Dried)	China	Prestige Innovation and Processing Company	Easy Step International Limited
Essa	Rotary Veneer	Canada	Samartex Timber and Plywood Company Limited	Superior Timber and Deckings Limited
		United States of America	John Bitar and Company Limited	Munro Brice and Company Limited
			Samartex Timber and Plywood Company Limited	Superior Timber and Deckings Limited
	Sliced Veneer	Italy	Mondial Veneer Ghana Limited	Mondial Tranciati SRL

TOP FIVE (5) CATEGORIES FOR THE MONTH OF OCTOBER 2020 [SEE APPENDIX D]

EXPORTER	Volume (m ³)	% Share in Volume (m ³) for October 2020
Logs and Lumber Limited P. O. Box 3344, Kumasi [032202522718]	2,064.439	10.12%
Samartex Timber and Plywood Company Limited P. O. Box 1, Samreboi [0312022963]	1,973.620	9.67%
Peacrok Company Limited P. O. Box KS 1093, Kumasi [0244260508]	1,558.941	7.64%
John Bitar and Company Limited P. O. Box 406, Sekondi [0244330765]	1,323.196	6.48%
Multimodal Freight Services Limited 1 st Floor Afrik Screen Building [0242171772]	1,014.117	4.97%

PRODUCT	Volume (m ³)	% Share in Volume (m ³) for October 2020
Lumber (Air Dried)	9,800.657	48.03%
Billet	3,672.970	18.00%
Lumber (Kiln Dried)	2,720.707	13.33%
Plywood (Overland)	1,599.302	7.84%
Sliced Veneer	976.191	4.78%

SPECIES	Volume (m ³)	% Share in Volume (m ³) for October 2020
Teak	11,220.864	54.99%
Wawa	1,790.437	8.77%
Ceiba	1,684.076	8.25%
Denya	1,306.410	6.40%
Mahogany	733.625	3.60%

DESTINATION	Volume (m ³)	% Share in Volume (m ³) for October 2020
India	11,302.845	55.40%
Germany	1,176.872	5.77%
Vietnam	1,097.848	5.38%
United States of America	957.417	4.69%
Italy	725.651	3.56%

BUYER	Volume (m ³)	% Share in Volume (m ³) for October 2020
Shree Sagar General Trading Free Zone Entity FZE SM – Office G1 Hall 2-16 Ajman, United Arab Emirates [+971 564 378300]	1,972.976	9.67%
ETS Salaou Hassane ET Fils Commerce General HF 4194B 13384 Niamey, Niger [+22 622 8676]	1,050.812	5.15%
Shanghai Timber Furnishing Company Limited 82/15 Moo 6, Soi Wat Srimuang, Setthakit Road. [+6634 412 993]/ [+662 260 9913]	1,050.231	5.15%
New Dandeli Ventures B/41, Sant Savta Marg, Mazgaon, Mumbai - 400010, Mustafa Bazar, India. [+22 23730908, +91 9821091124]	1,024.990	5.02%
Kappa International PTE Limited No 10. Anson Road #23-16 International Plaza, Singapore – 079903, Singapore. [+65 6225 6186]	923.563	4.53%

TIMBER AND WOOD PRODUCTS ANALYTICS

SUMMARY REPORT ON EXPORT PRODUCTS OCTOBER, 2020

PRODUCT	VOLUME (m ³)	VALUE (€)	CUMULATIVE: JAN-OCT 2020	
			VOLUME (m ³)	VALUE (€)
Lumber (Air Dried)	9,800.657	4,882,755.30	90,047.374	44,733,061.50
Lumber (Kiln Dried)	2,720.707	1,808,212.34	29,190.894	17,404,768.32
Billet	3,672.970	1,489,587.82	17,228.463	6,657,609.91
Sliced Veneer	976.191	1,071,864.20	7,209.057	6,676,622.88
Processed L/ Mouldings	946.126	611,462.65	8,665.209	6,096,510.71
Plywood (Overland)	1,599.302	558,376.42	18,058.925	6,122,474.69
Rotary Veneer	609.852	315,217.15	7,239.822	3,397,175.51
Boules (Air Dried)	42.206	22,369.18	1,070.154	575,502.89
Curls Veneer	2.401	15,436.08	2.401	15,436.08
Kindling	21.119	4,840.75	105.597	22,421.77
Briquettes	10.232	2,129.38	30.695	6,388.13
Sliced Veneer (Overland)	2.200	1,944.14	103.108	108,219.64
Plywood	-	-	724.487	250,322.26
Boules (Kiln Dried)	-	-	159.313	102,586.20
GRAND TOTAL	20,403.963	10,784,195.39	179,835.499	92,169,100.49

OCTOBER 2020 AVERAGE EXCHANGE RATE
€ 1 = \$1.18
£ 1.10 = € 1

LEADING EXPORTERS OF WOOD PRODUCTS FOR OCTOBER 2020

PRODUCT	EXPORTER	VOLUME (m ³)	VALUE (€)	€/m ³
Lumber (Air Dried)	Peacrok Company Limited	1,514.872	713,857.37	471.23
Lumber (Kiln Dried)	Samartex Timber and Plywood Company Limited	514.875	516,408.29	1,002.98
Billet	Rock Age Impex Limited	543.017	223,901.49	412.33
Sliced Veneer	Mondial Veneer Ghana Limited	703.493	738,311.54	1,049.49
Processed L/ Mouldings	Samartex Timber and Plywood Company Limited	330.642	238,250.40	720.57
Plywood (Overland)	Logs and Lumber Limited	741.224	266,868.74	360.04
Rotary Veneer	Samartex Timber and Plywood Company Limited	279.923	173,815.72	620.94
Boules (Air Dried)	Akfabel Company Limited	22.158	11,743.74	530.00
Curls Veneer	Logs and Lumber Limited	2.401	15,436.08	6,428.57
Kindling	Sustainable Biomass Solution Ghana Limited	21.119	4,840.75	229.21
Briquettes	Sustainable Biomass Solution Ghana Limited	10.232	2,129.38	208.11
Sliced Veneer (Overland)	Logs and Lumber Limited	2.200	1,944.14	883.56

LEADING EXPORTERS OF TOP FIVE (5) PRODUCTS BY SPECIES OCTOBER 2020

SPECIES	EXPORTERS	VOLUME (m ³)	VALUE (€)	€/m ³
Teak	Peacrok Company Limited	1,558.941	732,028.29	469.57
Wawa	Logs and Lumber Limited	740.284	349,526.02	472.15
Mahogany	Samartex Timber and Plywood Company Limited	453.761	484,875.81	1,068.57
Asanfina	Mondial Veneer Ghana Limited	634.629	690,583.68	1,088.17
Denya	Samartex Timber and Plywood Company Limited	502.406	269,073.26	535.57
Odum	Logs and Lumber Limited	30.988	43,988.79	1,419.54
Senya	Delin Wood Limited	202.191	107,188.91	530.14
Cedrela	Ayipah Wood Company Limited	49.780	48,088.84	966.03
Papao/ Apa	Kodeas Family Link Company Limited	36.885	40,194.54	1,089.73
Dahoma	John Bitar and Company Limited	178.403	99,392.42	557.12
Niangon	Samartex Timber and Plywood Company Limited	62.450	66,216.90	1,060.32
Black Ofram	John Bitar and Company Limited	56.494	67,814.77	1,200.39
Koto / Kyere	Logs and Lumber Limited	62.579	52,115.77	832.81
Kako / Ekki	Samartex Timber and Plywood Company Limited	123.772	54,185.65	437.79
Potrodum	Samartex Timber and Plywood Company Limited	91.014	60,199.44	661.43
Makore	Logs and Lumber Limited	56.252	65,965.64	1,172.68
Utile	Adras Company Limited	68.729	56,357.78	820.00
Mixed Redwood	Logs and Lumber Limited	83.206	55,863.72	671.39
Tetekon	Samartex Timber and Plywood Company Limited	45.656	47,025.68	1,030.00
Sapele	Akwadiaso Company Limited	34.657	25,992.75	750.00
Rubberwood	Prestige Innovation and Processing Company	217.438	43,487.60	200.00
Chenchen	Logs and Lumber Limited	16.015	23,951.39	1,495.60
Hyedua	Kwabena Owusu Timbers Limited	36.671	41,257.38	1,125.07
Ceiba	Xylogi Company Limited	48.296	35,086.16	726.48
Ayan / B'Dua	Samartex Timber and Plywood Company Limited	35.492	33,717.40	950.00
Gmelina	Kimpex Ghana Limited	67.113	12,650.34	188.49
Hotrohotro / Fotie	Samartex Timber and Plywood Company Limited	24.440	20,286.80	830.07
Ananta	Samartex Timber and Plywood Company Limited	51.955	18,362.18	353.42
Ofram	Mondial Veneer Ghana Limited	21.433	12,745.71	594.68
Walnut / Lovoa	Mondial Veneer Ghana Limited	10.295	12,011.20	1,166.67
Yaya	Samartex Timber and Plywood Company Limited	12.722	11,449.80	900.00
Bosse	Logs and Lumber Limited	8.196	8,851.68	1,080.00
Black Hyedua	Logs and Lumber Limited	2.087	5,228.09	2,505.19
Kusia	Logs and Lumber Limited	5.377	4,301.60	800.00
White Ofram	John Bitar and Company Limited	2.218	3,696.32	1,666.67
Essa	Mondial Veneer Ghana Limited	6.686	3,566.00	533.33
Otie	Mondial Veneer Ghana Limited	2.914	1,651.41	566.67
Candollei	Logs and Lumber Limited	1.200	1,060.35	883.56
Danta	Logs and Lumber Limited	0.925	999.00	1,080.00
Edinam	Logs and Lumber Limited	1.000	883.79	883.56

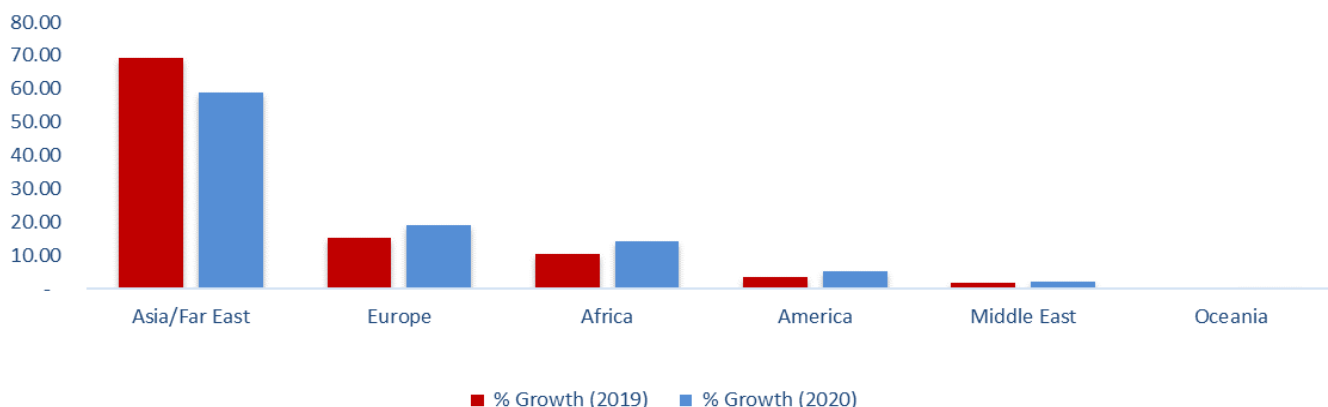
LEADING BUYERS OF TOP FIVE (5) PRODUCTS BY SPECIES OCTOBER 2020

SPECIES	BUYERS	VOLUME (m ³)	VALUE (€)	€/m ³
Teak	Shree Sagar General Trading	1,972.976	927,135.16	469.92
Wawa	Keflice Haverland	321.224	141,196.30	439.56
Mahogany	Superior Timber and Deckings Limited	446.716	477,795.59	1,069.57
Asanфина	Mondial Tranciati SRL	634.629	690,583.68	1,088.17
Denya	Dai Loi Trading Company Limited	288.835	154,823.45	536.03
Odum	Cross Trade GMBH	36.590	31,467.40	860.00
Senya	Greenda Industry Limited	202.191	107,188.91	530.14
Cedrela	Sudeck and Company GMBH	88.861	85,842.15	966.03
Papao/ Apa	AIM Traders PTE Limited	36.885	40,194.54	1,089.73
Dahoma	Chabros International Group	100.380	56,762.82	565.48
Niangon	Superior Timber and Deckings Limited	37.669	41,435.90	1,100.00
Black Ofram	Wob Timber GMBH	48.344	19,337.60	400.00
Koto / Kyere	Wob Timber GMBH	53.061	33,428.43	630.00
Kako / Ekki	Thilaka Import Export Company Limited	53.025	23,737.76	447.67
Potrodum	Dai Loi Trading Company Limited	91.014	60,199.44	661.43
Makore	Timtrade SRL	35.400	32,529.20	918.90
Utile	Wob Timber GMBH	68.729	56,357.78	820.00
Mixed Redwood	Blue Resources	34.547	22,384.56	647.95
Tetekon	Somex NV Haven	45.656	47,025.68	1,030.00
Sapele	Wob Timber GMBH	34.657	25,992.75	750.00
Rubberwood	Easy Step International Limited	217.438	43,487.60	200.00
Chenchen	Total Wood Sal Mkalles	16.489	7,694.88	466.67
Hyedua	Shanghai Zhonghai International Trade Company	36.671	41,257.38	1,125.07
Ceiba	Innovbois	48.296	35,086.16	726.48
Ayan / B'Dua	Sylvaco Groupe Malvaux	35.492	33,717.40	950.00
Gmelina	N C Timbers	67.113	12,650.34	188.49
Hotrohotro / Fotie	Sudeck and Company GMBH	24.440	20,286.80	830.07
Ananta	Nawinna Enterprises and Nawinna Timber Dealers	51.955	18,362.18	353.42
Ofram	Mondial Tranciati SRL	21.433	12,745.71	594.68
Walnut / Lovoa	Mondial Tranciati SRL	10.295	12,011.20	1,166.67
Yaya	Sudeck and Company GMBH	12.722	11,449.80	900.00
Bosse	Stockmans Wood Products	8.196	8,851.68	1,080.00
Black Hyedua	JSC Woodstock	2.087	5,228.09	2,505.19
Kusia	Stockmans Wood Products	5.377	4,301.60	800.00
White Ofram	Chapas Y Maderas Ferrero	2.218	3,696.32	1,666.67
Essa	Mondial Tranciati SRL	6.686	3,566.00	533.33
Otie	Mondial Tranciati SRL	2.914	1,651.41	566.67
Candollei	ETS B Golo and Fils	1.200	1,060.35	883.56
Danta	Stockmans Wood Products	0.925	999.00	1,080.00
Edinam	ETS B Golo and Fils	1.000	883.79	883.56

MAJOR MARKETS OF GHANA'S WOOD PRODUCTS EXPORTS: JAN-OCT 2019/ 2020: VOLUME

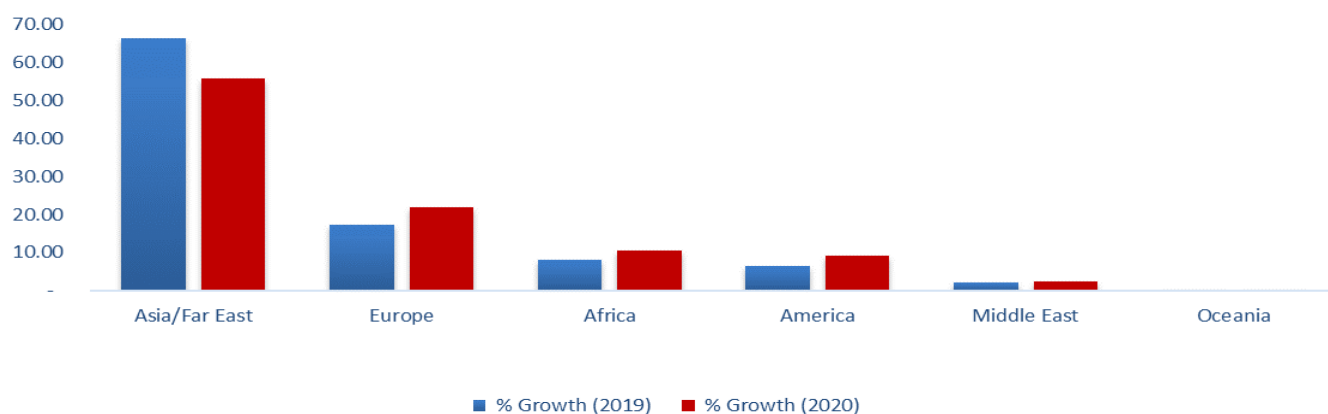
CONTINENT	JAN-OCT 2019	% Growth (2019)	JAN-OCT 2020	% Growth (2020)	Volume Variation
	Volume(m ³)		Volume(m ³)		
Asia/Far East	178.602	69.12	106.163	59.03	-10.09
Europe	39.318	15.22	34.304	19.08	3.86
Africa	27.279	10.56	25.641	14.26	3.70
America	8.840	3.42	9.739	5.42	1.99
Middle East	4.355	1.69	3.971	2.21	0.52
Oceania	-	-	0.019	0.01	0.01
Total	258.393	100.00	179.835	100.00	0.00

%in Volume (m³) for Exports in the Major Markets for Jan-Oct 2019 and 2020



Values (€) in millions					
CONTINENT	JAN-OCT 2019	% Growth (2019)	JAN-OCT 2020	% Growth (2020)	Value Variation
	Value(€)		Value(€)		
Asia/Far East	86.05	66.27	51.51	55.89	-10.38
Europe	22.41	17.26	20.18	21.89	4.64
Africa	10.36	7.98	9.81	10.65	2.66
America	8.23	6.34	8.44	9.16	2.82
Middle East	2.80	2.16	2.21	2.40	0.24
Oceania	-	-	0.02	0.02	0.02
Total	129.85	100.00	92.17	100.00	0.00

% in Value (€) for Exports in the Major Markets for Jan-Oct 2019 and 2020



EXPORT OF TIMBER AND WOOD PRODUCTS TO ECOWAS COUNTRIES: JAN-OCT 2019/ 2020

ECOWAS COUNTRIES	JAN-OCT 2019			JAN-OCT 2020		
	Volume(m ³)	Value(€)	UNIT PRICE	Volume(m ³)	Value(€)	UNIT PRICE
Burkina Faso	6,648.591	2,301,698.19	346.19	5,613.792	1,885,806.00	335.92
Niger	6,542.973	1,991,762.16	304.41	4,894.233	1,584,375.65	323.72
Togo	3,209.486	1,124,254.16	350.29	3,224.758	1,197,055.77	371.21
Benin	1,672.451	580,919.82	347.35	3,594.772	1,212,613.86	337.33
Cape Verde	555.596	236,252.30	425.22	643.629	282,337.67	438.67
Nigeria	594.726	272,980.37	459.00	-	-	-
Senegal	2,690.917	946,384.43	351.70	2,680.461	839,152.13	313.06
Cote D'voire	173.319	131,087.50	756.34	95.326	72,104.19	756.40
Mali	-	-	-	683.784	255,230.11	373.26
Gambia	-	-	-	110.736	48,135.12	434.68
TOTAL	22,088.059	7,585,338.94	343.41	21,541.491	7,376,810.49	342.45

COMPARATIVE EXPORT STATISTICS FOR TIMBER AND WOOD PRODUCTS: JAN-OCT 2019 / 2020

PRODUCT	% GROWTH			% GROWTH		
	JAN-OCT 2019	JAN-OCT 2020	% Growth in Volume	JAN-OCT 2019	JAN-OCT 2020	% Growth in Value
	Volume(m ³)	Volume(m ³)		Value(€)	Value(€)	
Lumber (Air Dried)	153,357.050	90,047.374	-41.28	75,420,437.26	44,733,061.50	-40.69
Lumber (Kiln Dried)	39,533.844	29,190.894	-26.16	23,490,903.02	17,404,768.32	-25.91
Plywood (Overland)	18,621.846	18,058.925	-3.02	6,258,384.81	6,122,474.69	-2.17
Plywood	1,431.230	724.487	-49.38	578,940.17	250,322.26	-56.76
Processed L/Mouldings	7,784.586	8,665.209	11.31	4,918,391.89	6,096,510.71	23.95
Sliced Veneer	16,103.158	7,209.057	-55.23	8,252,906.85	6,676,622.88	-19.10
Rotary Veneer	5,394.002	7,239.822	34.22	2,130,404.77	3,397,175.51	59.46
Sliced Veneer (Overland)	189.374	103.108	-45.55	144,298.67	108,219.64	-25.00
Curls Veneer	2.603	2.401	-7.77	13,038.28	15,436.08	18.39
Billet	20,673.894	17,228.463	-16.67	7,590,943.34	6,657,609.91	-12.30
Dowels	63.794	-	-100.00	53,496.52	-	-100.00
Boules (Air Dried)	844.426	1,070.154	26.73	470,051.63	575,502.89	22.43
Boules (Kiln Dried)	277.411	159.313	-42.57	176,508.06	102,586.20	-41.88
Kindling	1,707.942	105.597	-93.82	355,446.64	22,421.77	-93.69
Briquettes	-	30.695	0.00	-	6,388.13	0.00
Doors	30.326	-	-100.00	18.72	-	-100.00
TOTAL	266,015.487	179,835.499	-32.40	129,854,170.61	92,169,100.49	-29.02

TIMBER AND WOOD PRODUCTS CLASSIFICATION

PRODUCT	JAN-OCT 2019			JAN-OCT 2020		
	Volume(m ³)	Value(€)	% Share in Value	Volume(m ³)	Value(€)	% Share in Value
PRIMARY						
Billet	20,673.894	7,590,943.34		17,228.463	6,657,609.91	
SUB TOTAL	20,673.894	7,590,943.34	5.85	17,228.463	6,657,609.91	7.22
SECONDARY						
Lumber (Air Dried)	153,357.050	75,420,437.26		90,047.374	44,733,061.50	
Lumber (Kiln Dried)	39,533.844	23,490,903.02		29,190.894	17,404,768.32	
Boules (Air Dried)	844.426	470,051.63		1,070.154	575,502.89	
Boules (Kiln Dried)	277.411	176,508.06		159.313	102,586.20	
Veneers	21,689.138	10,540,648.57		14,554.388	10,197,454.11	
Plywood (Overland)	18,621.846	6,258,384.81		18,058.925	6,122,474.69	
Plywood	1,431.230	578,940.17		724.487	250,322.26	
Kindling	1,707.942	355,446.64		105.597	22,421.77	
Briquettes	-	-		30.695	6,388.13	
SUB TOTAL	237,462.887	117,291,320.15	90.33	153,941.827	79,414,979.88	86.16
TERTIARY						
Processed L/Mouldings	7,784.586	4,918,391.89		8,665.209	6,096,510.71	
Dowels	63.794	53,496.52		-	-	
Doors	30.326	18.72		-	-	
SUB TOTAL	7,878.706	4,971,907.12	3.83	8,665.209	6,096,510.71	6.61
GRAND TOTAL	266,015.487	129,854,170.61	100.00	179,835.499	92,169,100.49	100.00

Product	m3/ft. container
Logs	11-13m3/20ft
Other Products	20m3/20ft

EXPORT PERFORMANCE FOR TIMBER AND WOOD PRODUCTS

EXPORTERS PERFORMANCE - LUMBER (AIR DRIED)

EXPORTER	VOLUME (m ³)	VALUE (€)	CUMULATIVE: JAN-OCT 2020	
			VOLUME (m ³)	VALUE (€)
Peacrok Company Limited	1,514.872	713,857.37	8,758.801	3,965,842.77
Samartex Timber and Plywood Company Limited	793.850	414,916.50	6,205.653	3,130,616.29
Askraf International Company Limited	669.779	318,811.31	2,353.057	1,097,986.61
Multimodal Freight Services Limited	650.295	306,440.33	4,276.660	1,992,223.51
PM Overseas Ghana Limited	615.084	289,847.76	3,825.386	1,735,069.64
Fortune Exim Ghana Limited	559.152	263,490.76	7,989.944	3,590,168.67
Duakron Ghana Limited	506.025	238,455.58	4,333.736	1,970,448.25
Regent Industries Ghana Limited	414.035	195,106.87	3,780.313	1,717,043.83
Delin Wood Limited	275.761	146,191.08	1,361.341	696,937.72
Dark Andoh Global Company Limited	270.901	142,513.64	667.203	404,481.66
Nasorp Merchantile Company Limited	270.021	127,242.75	4,123.866	1,859,100.79
Africa Timber Resources Limited	182.828	118,462.51	609.964	383,132.33
Geavag Company Limited	234.495	114,772.52	3,736.928	1,746,234.70
AIM Manufacturing Company Limited	219.946	103,645.77	562.999	264,344.63
Amoasly Company Limited	217.358	102,426.22	706.545	333,977.63
Rock Age Impex Limited	198.812	93,686.74	1,030.033	469,493.11
Nach Company Limited	198.317	93,453.48	955.735	442,270.74
Mawuli Elliot Limited	180.190	84,911.44	1,031.501	475,309.25
Richtuah Company Limited	146.894	77,933.97	668.002	382,211.46
Panchtatva Associates Limited	162.461	76,556.95	2,007.134	917,217.59
Logs and Lumber Limited	128.599	60,938.27	815.231	391,488.31
MKR Commodities Limited	126.308	59,520.47	306.779	144,830.05
A List Enterprise Ghana Limited	90.613	53,374.77	470.041	266,651.35
Vickymart Plus Company Limited	108.030	50,907.28	810.225	361,597.40
Best Quote Limited	90.362	42,581.54	396.914	181,979.14
Kwabena Owusu Timbers Limited	36.671	41,257.38	36.671	41,257.38
Kodeas Family Link Company Limited	36.885	40,194.54	146.169	154,843.25
Celik and Glena Company Limited	36.114	39,354.36	90.254	97,949.98
Naumuro Forest Products Company Limited	56.763	35,535.08	329.176	196,776.43
Egyir Company Limited	72.656	34,237.89	683.139	313,971.11
Star Exim Ghana Limited	72.102	33,976.83	885.094	404,729.34
Juben Empire Ghana Limited	72.005	33,931.12	522.174	234,676.84
John Bitar and Company Limited	65.473	30,932.54	1,509.559	629,905.30
Kete Krachi Timber Recovery Limited	25.958	28,287.10	642.327	600,280.32
Ecod Company Limited	40.358	26,149.77	99.846	64,897.52
Willcells Ghana Limited	40.148	26,013.70	295.755	178,108.21
Arena Resources Limited	54.382	25,626.58	397.392	187,950.88
Beghap Company Limited	54.114	25,500.29	992.977	444,738.46
Sandylord Company Limited	54.100	25,493.69	504.384	227,911.60
Makarios Logistics Limited	18.028	19,645.58	126.028	133,702.41
Green Nations Limited	35.121	18,920.07	1,984.618	1,246,334.83
Ibrahim and Sons Company Limited	40.538	18,647.48	269.883	168,032.26
Pas Timbers Limited	28.231	17,503.22	28.231	17,503.22
Jonada Global Company Limited	24.148	15,646.58	737.310	493,286.24
Gafwood Company Limited	24.102	13,015.08	24.102	13,015.08

Franco Timbers Company Limited	20.424	8,782.32	41.186	17,709.98
Bhakti Ghana Limited	18.200	8,576.44	18.200	8,576.44
Swiss Lumber Company Limited	13.138	8,512.70	54.505	29,926.96
Indiana Woods Limited	18.005	8,484.55	273.281	133,803.66
Anish AG International Limited	18.005	8,484.55	252.249	113,625.08
Renas Prestige Company Limited	-	-	2,791.538	1,263,549.00
Mcdon Woods and Timber Limited	-	-	1,277.641	903,791.04
3RDI Shipping Agency Limited	-	-	1,498.635	689,297.80
K Lorvert Company Limited	-	-	886.085	391,533.85
Nirvana Ventures Limited	-	-	721.611	318,252.76
A S V Ghana Company Limited	-	-	440.400	312,752.77
Trade to Trade Africa Limited	-	-	381.900	269,190.92
Bawepiah Company Limited	-	-	380.000	263,374.92
Kumtech Limited	-	-	361.800	253,881.72
Jersey Supplies and Logistics Limited	-	-	341.700	242,801.09
Willyjoy Enterprise Limited	-	-	506.866	228,391.17
Ednak Real Estate Development and Property	-	-	320.500	227,283.38
Salley Delwinde Company Limited	-	-	320.100	222,762.09
Frigiana Company Limited	-	-	311.968	221,674.48
Quick Bon Construction Limited	-	-	301.100	208,737.23
Geetanjali Trading Company Limited	-	-	450.054	199,816.33
Lyost Company Limited	-	-	260.000	183,726.00
Estee Glory Company Limited	-	-	240.300	169,727.81
F Wood and Trading Company Limited	-	-	361.239	160,351.73
AB Saab Timbers Limited	-	-	360.347	159,000.86
Royal Afro Asia Limited	-	-	360.238	157,653.25
Autumn Investment Limited	-	-	221.100	157,045.87
Wunzaligu Tishegu Company Limited	-	-	200.000	141,361.13
Bempasteele Company Limited	-	-	200.200	141,143.27
Preknow Investment Company Limited	-	-	126.237	138,203.63
Sky Plus Company Limited	-	-	200.580	137,913.36
Brivywells Company Limited	-	-	127.196	126,265.04
Phyibern Company Limited	-	-	180.104	109,017.08
Prestige Innovation and Processing Company	-	-	440.941	96,090.04
Boison Construction Works Limited	-	-	189.736	93,281.67
Adras Company Limited	-	-	125.596	90,763.98
Gran Pa Shipping and Company Limited	-	-	199.065	88,313.77
Benediction Company Limited	-	-	92.817	84,704.60
Duch Pres Limited	-	-	128.615	79,204.41
G L Interlink Limited	-	-	196.359	77,653.72
Alicemay Enterprises Limited	-	-	100.000	70,966.19
Appiah Baafi Company Limited	-	-	80.400	57,129.67
Univec Company Limited	-	-	80.000	56,845.44
La Esmano Company Limited	-	-	80.000	56,845.44
Original Asaase Aban Complex Limited	-	-	80.000	56,274.19
Bahtibre Ghana Limited	-	-	80.032	55,846.50
Ednak Company Limited	-	-	80.000	54,802.08
Speed Bee Timber Company Limited	-	-	90.390	41,858.99
Isaac Manu 2010 Limited	-	-	90.349	39,398.85
Lambro Company Limited	-	-	36.019	37,497.56

Metamorphosis Company Limited	-	-	54.870	33,223.82
Krish Sun Company Limited	-	-	72.290	33,013.69
Star K Import and Export Limited	-	-	72.400	32,551.35
Ebenezer N Mensah Company Limited	-	-	54.279	32,543.00
Western Hardwood Limited	-	-	63.894	30,828.47
JB Connect Company Limited	-	-	40.200	28,504.12
Logs Court Limited	-	-	65.273	28,479.23
System Environ Technology Limited	-	-	40.020	28,436.93
Sandimms Martaba Company Limited	-	-	40.000	28,422.72
Jinta Industrial Limited	-	-	54.086	27,044.90
Pradip Asark Company Limited	-	-	54.187	24,084.80
R K Peprah Company Limited	-	-	23.000	22,057.84
Concrete Décor Designs Limited	-	-	72.148	21,644.40
Mere Plantations Limited	-	-	73.397	18,940.60
Gemans Lumber Limited	-	-	36.872	18,759.67
Donmax Donkoh Company Limited	-	-	30.156	17,792.04
Kanha Impex Limited	-	-	36.060	15,957.86
Lebe Baba Company Limited	-	-	20.000	14,211.36
Vesper and Company Limited	-	-	20.000	14,181.16
Stepsu Wood Company Limited	-	-	18.020	10,111.93
Modern Wood Technology and Company Limited	-	-	8.487	9,288.45
Pan Afro King Company Limited	-	-	18.015	8,533.92
Unique A Yeboah Company Limited	-	-	18.013	8,532.97
Nihar Exim Ghana Limited	-	-	18.050	8,532.33
Prinelman Wood and Construction Limited	-	-	15.398	7,237.06
GRAND TOTAL	9,800.657	4,882,755.30	90,047.374	44,733,061.50

MOVING SPECIES - LUMBER (AIR DRIED)

SPECIES	VOLUME (m ³)	VALUE (€)	CUMULATIVE: JAN-OCT 2020	
			VOLUME (m ³)	VALUE (€)
Teak	7,659.061	3,624,056.96	64,948.717	29,618,984.40
Denya	1,225.270	696,079.84	6,410.109	3,680,941.32
Senya	257.062	136,323.48	2,000.421	1,025,074.41
Papao/ Apa	116.985	127,481.58	1,812.019	1,838,188.59
Kako / Ekki	175.839	83,081.24	768.670	321,651.37
Potrodum	108.068	72,254.05	517.257	340,228.33
Hyedua	36.671	41,257.38	36.671	41,257.38
Dahoma	69.069	34,002.69	526.160	237,631.14
Niangon	52.333	30,518.30	82.489	48,310.34
Black Ofram	48.344	19,337.60	1,183.008	338,673.78
Ananta	51.955	18,362.18	292.432	110,789.67
Rosewood	-	-	8,073.210	5,725,385.69
Wawa	-	-	336.685	191,748.06
Guarea	-	-	421.798	185,591.12
Danta	-	-	481.298	171,025.11
Walnut / Lovoa	-	-	386.371	157,897.19
Rubberwood	-	-	440.941	96,090.04
Kusia	-	-	208.543	91,530.16
Albizia	-	-	179.220	81,875.47
Candollei	-	-	154.162	77,284.45

Mahogany	-	-	73.043	64,739.64
Mixed Redwood	-	-	147.957	64,611.36
Emire	-	-	103.399	51,847.26
Avodire	-	-	177.690	39,980.25
Edinam	-	-	36.510	32,314.01
Tetekon	-	-	71.404	30,442.44
Yaya	-	-	72.148	21,644.40
Odum	-	-	20.121	18,108.90
Gmelina	-	-	36.101	10,767.00
Kroma	-	-	27.454	10,016.83
Duabankye	-	-	17.751	5,720.17
Cordia	-	-	3.615	2,711.25
GRAND TOTAL	9,800.657	4,882,755.30	90,047.374	44,733,061.50

DIRECTION OF TRADE - LUMBER (AIR DRIED)

DESTINATION	VOLUME (m ³)	VALUE (€)	CUMULATIVE: JAN-OCT 2020	
			VOLUME (m ³)	VALUE (€)
India	7,695.946	3,664,251.50	65,089.531	29,731,414.48
Vietnam	926.099	568,700.91	6,085.756	4,116,927.87
China	349.303	207,040.57	10,609.695	7,062,328.43
United Arab Emirates	182.828	118,462.51	922.125	550,338.87
Sri Lanka	175.727	72,547.82	468.484	182,452.86
South Korea	97.121	61,684.84	429.022	261,673.95
Bangladesh	90.613	53,374.77	598.656	345,855.76
Germany	109.306	46,767.40	302.365	132,246.78
Egypt	69.069	34,002.69	590.405	289,070.06
France	28.231	17,503.22	28.231	17,503.22
Belgium	39.174	16,891.29	1,283.846	555,000.15
Greece	24.102	13,015.08	54.258	30,807.12
Reunion Island	13.138	8,512.70	13.138	8,512.70
Senegal	-	-	2,075.107	645,533.26
Cape Verde	-	-	643.629	282,337.67
Portugal	-	-	251.636	118,210.98
United Kingdom	-	-	145.701	84,696.59
Italy	-	-	89.609	65,349.73
United States of America	-	-	73.043	64,739.64
Thailand	-	-	68.851	56,393.65
Saudi Arabia	-	-	95.998	54,707.41
Poland	-	-	23.817	22,507.07
Ireland	-	-	44.681	19,212.83
Indonesia	-	-	22.319	13,949.38
Mauritius	-	-	20.592	12,584.88
Spain	-	-	16.879	8,706.18
GRAND TOTAL	9,800.657	4,882,755.30	90,047.374	44,733,061.50

EXPORTERS PERFORMANCE - LUMBER (KILN DRIED)

EXPORTER	VOLUME (m ³)	VALUE (€)	CUMULATIVE: JAN-OCT 2020	
			VOLUME (m ³)	VALUE (€)
Samartex Timber and Plywood Company Limited	514.875	516,408.29	4,847.317	4,209,133.73
Logs and Lumber Limited	667.741	420,488.54	6,825.561	3,647,127.51
John Bitar and Company Limited	607.025	281,039.83	4,115.687	2,247,756.16
Swiss Lumber Company Limited	152.127	145,868.14	556.962	435,140.09
Adras Company Limited	144.683	91,719.58	1,351.198	700,689.85
Boison Construction Works Limited	173.344	87,581.82	2,142.423	993,649.24
Ayipah Wood Company Limited	49.780	48,088.84	1,177.956	1,111,242.26
Modern Wood Technology and Company Limited	46.267	44,695.18	131.871	112,731.22
Prestige Innovation and Processing Company	217.438	43,487.60	1,289.729	261,124.64
Broadwater Company Limited	42.594	41,146.96	88.598	85,821.89
Logs Court Limited	36.590	31,467.40	632.648	389,022.92
Kete Krachi Timber Recovery Limited	33.586	30,227.40	220.238	173,890.07
Akwadiaso Company Limited	34.657	25,992.75	210.468	173,223.65
Specialized Timber Products Limited	-	-	1,510.698	727,897.35
Sunstex Company Limited	-	-	795.891	456,022.23
Ibrahim and Sons Company Limited	-	-	688.996	278,406.15
Xylogi Company Limited	-	-	271.518	234,366.61
Asuo Bomosadu Timber and Sawmill Limited	-	-	362.460	148,277.53
Lethnass Limited	-	-	225.018	92,817.30
Carpo Timber and Trading Limited	-	-	193.612	76,129.37
Evergreen Timbers Limited	-	-	82.104	75,512.95
Western Hardwood Limited	-	-	215.767	71,493.55
Mondial Veneer Ghana Limited	-	-	71.051	63,112.54
Slyvent Company Limited	-	-	128.827	58,918.43
Buadac Company Limited	-	-	71.734	49,486.66
Mr Bee Company Limited	-	-	79.555	48,928.44
Richybee Ventures Company Limited	-	-	80.457	44,564.88
Emanro Wood Processing Limited	-	-	47.412	43,727.47
City View Company Limited	-	-	47.725	42,652.93
Birim Wood Complex Limited	-	-	67.447	41,330.52
Beb Hill Company Limited	-	-	45.931	41,049.59
Tony Toffey Construction and Wood Processing	-	-	95.807	36,345.23
Kodeas Family Link Company Limited	-	-	36.130	36,300.74
G L Interlink Limited	-	-	91.143	34,634.34
Green Nations Limited	-	-	90.768	34,491.84
Evergrand International Trading Company Limited	-	-	154.465	34,327.96
Rakhishem Company Limited	-	-	47.796	22,737.83
Prinelman Wood and Construction Limited	-	-	24.003	21,457.52
A G Timbers Limited	-	-	27.620	20,438.80
Asuo Bomosadu Timber and Sawmills Limited	-	-	19.875	16,893.75
Concrete Décor Designs Limited	-	-	26.428	11,892.60
GRAND TOTAL	2,720.707	1,808,212.34	29,190.894	17,404,768.32

MOVING SPECIES - LUMBER (KILN DRIED)

SPECIES	VOLUME (m ³)	VALUE (€)	CUMULATIVE: JAN-OCT 2020	
			VOLUME (m ³)	VALUE (€)
Mahogany	696.990	722,297.41	3,848.942	3,835,783.23
Wawa	1,100.618	474,043.75	14,071.788	6,159,238.33
Odum	135.912	138,694.19	1,141.972	1,103,548.94
Cedrela	138.641	133,930.98	1,781.492	1,693,604.88
Dahoma	100.380	56,762.82	1,065.903	519,202.53
Utile	68.729	56,357.78	120.484	101,491.07
Koto / Kyere	87.785	51,484.91	1,059.137	628,728.22
Rubberwood	217.438	43,487.60	1,444.194	295,452.60
Sapele	46.941	37,570.00	880.342	774,801.68
Makore	38.969	35,682.63	380.839	306,564.15
Mixed Redwood	34.547	22,384.56	102.693	64,567.15
Black Ofram	33.986	19,202.09	753.004	361,050.12
Yaya	12.722	11,449.80	78.954	60,231.66
Ofram	7.049	4,863.81	76.836	43,195.42
Edinam	-	-	663.989	469,946.15
Niangon	-	-	143.482	109,936.56
Emire	-	-	181.983	105,127.89
Essa	-	-	99.820	101,584.06
Walnut / Lovoa	-	-	235.727	91,933.53
Otie	-	-	207.344	78,070.17
Kako / Ekki	-	-	181.911	69,126.18
Papao/ Apa	-	-	74.306	63,906.82
Ayan / B'Dua	-	-	67.410	46,204.33
Denya	-	-	62.936	46,029.90
Subaha	-	-	67.495	42,181.86
Black Hyedua	-	-	42.204	41,102.42
Ceiba	-	-	136.614	40,859.02
Hotrhotro / Fotie	-	-	45.369	38,115.35
Tetekon	-	-	36.319	37,658.32
Guarea	-	-	62.301	32,592.30
White Ofram	-	-	52.361	24,504.18
Avodire	-	-	22.743	18,429.35
GRAND TOTAL	2,720.707	1,808,212.34	29,190.894	17,404,768.32

DIRECTION OF TRADE - LUMBER (KILN DRIED)

DESTINATION	VOLUME (m ³)	VALUE (€)	CUMULATIVE: JAN-OCT 2020	
			VOLUME (m ³)	VALUE (€)
United States of America	828.586	849,148.17	5,234.111	5,171,748.83
Germany	457.180	287,367.63	5,621.968	2,739,306.29
Belgium	444.110	197,064.03	2,525.859	1,128,610.03
Estonia	321.224	141,196.30	2,575.256	1,137,097.52
Saudi Arabia	143.832	65,182.45	772.633	374,017.62
United Arab Emirates	100.380	56,762.82	893.476	460,074.44
Jordan	30.988	43,988.79	65.110	72,310.05
China	217.438	43,487.60	3,062.989	1,225,213.90
United Kingdom	52.774	40,780.80	945.269	604,245.84
Reunion Island	35.400	32,529.20	95.817	69,740.71

Vietnam	34.547	22,384.56	111.545	73,325.32
Israel	33.986	19,202.09	472.807	216,480.87
Lithuania	20.262	9,117.90	20.262	9,117.90
Netherlands	-	-	1,444.823	637,895.01
Qatar	-	-	781.085	487,176.67
South Africa	-	-	708.713	350,224.97
Pakistan	-	-	422.908	340,415.92
Greece	-	-	388.271	263,355.77
Canada	-	-	232.635	241,351.78
Egypt	-	-	229.586	229,913.16
Dominican Republic	-	-	247.109	199,849.10
France	-	-	435.310	195,158.92
Ireland	-	-	318.927	165,121.48
Finland	-	-	274.564	136,137.64
Turkey	-	-	269.465	108,564.95
Lebanon	-	-	92.486	93,252.88
Barbados	-	-	102.125	92,881.14
Taiwan	-	-	110.259	88,439.48
Spain	-	-	97.901	68,977.17
Sint Maarten	-	-	69.531	64,488.84
Russia	-	-	96.785	43,553.25
Poland	-	-	89.791	42,650.73
Italy	-	-	65.201	40,736.64
Mexico	-	-	43.028	38,317.89
Bulgaria	-	-	45.369	38,115.35
Guatemala	-	-	35.667	37,870.87
India	-	-	36.130	36,300.74
Portugal	-	-	29.052	19,610.10
Morocco	-	-	45.889	18,355.60
Iraq	-	-	43.409	17,797.69
Australia	-	-	18.660	16,325.19
South Korea	-	-	19.113	10,640.12
GRAND TOTAL	2,720.707	1,808,212.34	29,190.894	17,404,768.32

EXPORTERS PERFORMANCE - BILLET

EXPORTER	VOLUME (m ³)	VALUE (€)	CUMULATIVE: JAN-OCT 2020	
			VOLUME (m ³)	VALUE (€)
Rock Age Impex Limited	543.017	223,901.49	2,836.081	1,125,097.91
Richtuah Company Limited	501.312	196,844.47	1,376.162	529,151.37
Multimodal Freight Services Limited	363.822	150,014.25	441.087	181,353.88
Dark Andoh Global Company Limited	284.343	117,242.78	958.051	396,031.69
Star Exim Ghana Limited	211.059	87,025.68	998.850	401,718.25
Pan Afro King Company Limited	192.309	79,294.52	480.456	197,832.99
Krish Sun Company Limited	188.788	77,842.71	401.960	165,043.54
Mawuli Elliot Limited	188.129	77,570.99	896.757	367,866.77
AIM Manufacturing Company Limited	133.244	54,940.33	569.695	232,650.64
Absdjaney Ghana Limited	132.140	54,485.11	198.217	81,844.79
3RDI Shipping Agency Limited	132.122	54,477.69	530.030	218,207.59
PM Overseas Ghana Limited	100.631	41,493.05	279.097	103,720.52
Sandylord Company Limited	90.494	37,313.27	621.364	251,093.18

Kimpex Ghana Limited	124.618	36,361.30	413.508	103,900.17
Jonada Global Company Limited	79.600	32,821.36	292.072	118,721.14
Speed Bee Timber Company Limited	67.467	27,818.58	407.306	161,539.26
Unique A Yeboah Company Limited	55.218	22,767.97	77.230	31,891.90
K V Global Company Limited	44.850	18,492.94	78.007	32,236.45
Peacrok Company Limited	44.069	18,170.91	77.351	30,994.50
PVN International Limited	44.051	18,163.49	440.787	124,497.70
Gran Pa Shipping and Company Limited	40.234	16,589.63	62.504	25,820.50
Miro Forestry Ghana Limited	34.180	14,093.39	34.180	14,093.39
Arena Resources Limited	22.106	9,114.94	253.423	98,943.90
Nihar Exim Ghana Limited	22.038	9,086.90	22.038	9,086.90
Fortune Exim Ghana Limited	22.035	9,085.66	187.270	73,337.58
Geavag Company Limited	11.094	4,574.37	44.373	17,911.33
Zenith Impex Ghana Limited	-	-	1,019.772	393,099.20
AB Saab Timbers Limited	-	-	616.629	237,177.98
Beloved Knowledge Links Limited	-	-	406.079	158,485.52
Anish AG International Limited	-	-	305.822	124,613.30
Superior E A Company Limited	-	-	264.187	107,748.72
Smith Timber Export Limited	-	-	226.955	90,030.34
Africa Timber Resources Limited	-	-	212.472	79,413.51
GCKB Company Limited	-	-	313.041	55,165.95
Karma Linkz Limited	-	-	132.107	54,680.48
Banyan Trade Africa Limited	-	-	132.699	51,278.98
Pacific Wood Products Ghana Limited	-	-	90.101	34,759.42
Avenue Wood Limited	-	-	69.202	28,070.13
Brown Brothers Company Limited	-	-	66.681	25,871.80
Paulsi Royal Limited	-	-	55.332	21,169.38
Gracefields Agriculture Limited	-	-	44.072	17,140.31
G V Export and Import Trading Limited	-	-	44.099	16,822.32
Blue Orbits Limited	-	-	88.536	15,807.31
Nasorp Merchantile Company Limited	-	-	62.627	13,338.63
Peekob Company Limited	-	-	33.206	12,623.81
Star K Import and Export Limited	-	-	22.700	8,828.40
Waga Investment Company Limited	-	-	22.179	8,460.56
Nach Company Limited	-	-	22.109	8,436.02
GRAND TOTAL	3,672.970	1,489,587.82	17,228.463	6,657,609.91

MOVING SPECIES - BILLET

SPECIES	VOLUME (m ³)	VALUE (€)	CUMULATIVE: JAN-OCT 2020	
			VOLUME (m ³)	VALUE (€)
Teak	3,561.803	1,468,633.60	16,008.455	6,431,323.77
Gmelina	111.167	20,954.21	1,186.972	212,592.78
Rosewood	-	-	33.036	13,693.36
GRAND TOTAL	3,672.970	1,489,587.82	17,228.463	6,657,609.91

DIRECTION OF TRADE - BILLET

DESTINATION	VOLUME (m ³)	VALUE (€)	CUMULATIVE: JAN-OCT 2020	
			VOLUME (m ³)	VALUE (€)
India	3,606.899	1,462,344.85	16,352.400	6,316,449.52
Vietnam	66.071	27,242.97	308.618	126,563.35
United Arab Emirates	-	-	213.621	87,863.67
Saudi Arabia	-	-	195.612	75,261.61
China	-	-	112.033	38,463.56
Germany	-	-	22.179	8,460.56
Bangladesh	-	-	24.000	4,547.64
GRAND TOTAL	3,672.970	1,489,587.82	17,228.463	6,657,609.91

EXPORTERS PERFORMANCE - SLICED VENEER

EXPORTER	VOLUME (m ³)	VALUE (€)	CUMULATIVE: JAN-OCT 2020	
			VOLUME (m ³)	VALUE (€)
Mondial Veneer Ghana Limited	703.493	738,311.54	2,452.589	1,860,851.78
Logs and Lumber Limited	113.234	170,092.43	1,886.571	2,162,340.14
John Bitar and Company Limited	76.885	101,375.25	1,075.851	1,237,433.19
Xylogi Company Limited	48.296	35,086.16	216.565	160,380.54
Samartex Timber and Plywood Company Limited	34.282	26,998.82	1,534.226	1,194,770.38
Ayum Forest Products Limited	-	-	43.255	60,846.85
GRAND TOTAL	976.191	1,071,864.20	7,209.057	6,676,622.88

MOVING SPECIES - SLICED VENEER

SPECIES	VOLUME (m ³)	VALUE (€)	CUMULATIVE: JAN-OCT 2020	
			VOLUME (m ³)	VALUE (€)
Asanfina	699.853	753,649.06	2,719.778	2,361,181.90
Black Ofram	27.478	56,949.37	160.749	257,486.49
Mahogany	34.234	49,450.91	433.091	556,166.52
Koto / Kyere	27.097	42,806.97	752.974	812,861.34
Chenchen	44.234	41,300.56	632.806	557,778.21
Ceiba	48.296	35,086.16	929.290	627,984.53
Makore	20.852	33,436.44	467.265	405,763.60
Walnut / Lovoa	12.139	13,240.00	12.139	13,240.00
Ofram	21.433	12,745.71	373.885	177,091.31
Mixed Redwood	14.484	8,531.41	41.795	44,910.75
Sapele	10.887	8,358.23	306.304	406,419.63
Black Hyedua	3.387	7,395.66	4.864	10,594.14
White Ofram	2.218	3,696.32	13.507	17,612.03
Essa	6.686	3,566.00	25.176	18,998.92
Otie	2.914	1,651.41	7.496	4,247.60
Yaya	-	-	67.668	84,860.44
Wawa	-	-	44.398	83,323.96
Edinam	-	-	20.317	49,098.40
Entedua	-	-	27.062	42,195.97
Candollei	-	-	16.912	28,047.29
Kokote	-	-	20.811	20,793.96
Hyedua	-	-	21.425	20,091.46
Albizia	-	-	33.354	16,676.80
Odum	-	-	12.802	16,177.30

Emire	-	-	14.634	10,272.56
Avodire	-	-	12.362	10,105.14
Akasa	-	-	15.938	9,339.83
Afam	-	-	8.302	5,811.07
Asoma	-	-	8.383	4,191.27
Ayan / B'Dua	-	-	2.577	1,804.22
Niangon	-	-	0.510	849.78
Berlina	-	-	0.485	646.48
GRAND TOTAL	976.191	1,071,864.20	7,209.057	6,676,622.88

DIRECTION OF TRADE - SLICED VENEER

DESTINATION	VOLUME (m ³)	VALUE (€)	CUMULATIVE: JAN-OCT 2020	
			VOLUME (m ³)	VALUE (€)
Italy	703.493	738,311.54	3,464.220	2,840,832.53
Spain	72.170	72,066.50	392.726	444,989.89
Finland	29.539	56,104.75	29.539	56,104.75
Egypt	22.508	48,612.68	908.686	722,960.92
Lebanon	34.656	48,139.23	67.013	85,363.28
Morocco	64.785	42,781.05	660.957	365,071.54
Turkey	30.266	37,529.27	201.063	95,918.45
China	18.773	28,319.18	338.335	504,358.74
United States of America	-	-	210.404	407,440.81
Denmark	-	-	142.986	280,092.90
Germany	-	-	119.314	146,815.55
Vietnam	-	-	141.017	136,019.52
United Arab Emirates	-	-	159.386	128,115.13
India	-	-	63.445	80,388.45
Netherlands	-	-	35.432	63,889.38
Qatar	-	-	57.425	57,667.22
Hong Kong	-	-	36.822	51,532.02
Israel	-	-	23.870	49,863.79
Greece	-	-	42.629	46,171.46
Latvia	-	-	40.871	36,265.89
Belgium	-	-	15.139	28,460.72
Portugal	-	-	40.578	27,051.78
Chile	-	-	17.202	21,248.16
GRAND TOTAL	976.191	1,071,864.20	7,209.057	6,676,622.88

EXPORTERS PERFORMANCE - PROCESSED L/MOULDTINGS

EXPORTER	VOLUME (m ³)	VALUE (€)	CUMULATIVE: JAN-OCT 2020	
			VOLUME (m ³)	VALUE (€)
Samartex Timber and Plywood Company Limited	330.642	238,250.40	3,081.599	2,428,939.73
Logs and Lumber Limited	409.039	225,492.54	3,764.373	2,378,726.42
John Bitar and Company Limited	95.468	60,133.49	831.952	531,583.34
Asuo Bomosadu Timber and Sawmills Limited	60.913	47,116.29	621.584	462,875.62
Ayum Forest Products Limited	50.064	40,469.93	50.064	40,469.93
Xylogi Company Limited	-	-	183.927	131,243.54
Modern Wood Technology and Company Limited	-	-	107.557	112,769.40
Akfabel Company Limited	-	-	24.153	9,902.73
GRAND TOTAL	946.126	611,462.65	8,665.209	6,096,510.71

MOVING SPECIES - PROCESSED L/MOULDTINGS

SPECIES	VOLUME (m ³)	VALUE (€)	CUMULATIVE: JAN-OCT 2020	
			VOLUME (m ³)	VALUE (€)
Wawa	658.468	355,762.23	4,517.413	2,389,866.33
Niangon	67.530	71,804.90	471.462	528,392.03
Tetekon	45.656	47,025.68	80.552	83,073.81
Dahoma	53.480	35,598.99	309.194	227,172.34
Ayan / B'Dua	35.492	33,717.40	72.322	70,547.40
Mixed Redwood	34.175	24,947.75	141.213	103,654.02
Hotrohoto / Fotie	24.440	20,286.80	668.457	556,564.61
Bosse	8.196	8,851.68	8.196	8,851.68
Denya	10.009	6,205.58	476.854	396,064.08
Kusia	5.377	4,301.60	182.456	122,693.21
Ceiba	2.378	1,961.04	349.506	242,708.45
Danta	0.925	999.00	27.272	23,413.74
Edinam	-	-	236.352	238,952.84
Mahogany	-	-	244.189	235,531.04
Sapele	-	-	175.007	186,982.00
Guarea	-	-	97.268	99,883.65
Makore	-	-	92.060	98,647.97
Bilinga	-	-	96.592	92,559.25
Papao/ Apa	-	-	51.621	78,121.55
Black Ofram	-	-	79.128	63,538.74
Potrodum	-	-	78.111	56,987.25
Odum	-	-	34.406	52,042.25
Koto / Kyere	-	-	71.769	43,349.55
Essa	-	-	22.424	33,491.60
Ofram	-	-	38.338	32,217.04
Kako / Ekki	-	-	24.153	9,902.73
Black Hyedua	-	-	4.830	9,177.00
Otie	-	-	8.157	5,709.90
Cedrela	-	-	3.740	3,272.50
Walnut / Lovoa	-	-	2.167	3,142.15
GRAND TOTAL	946.126	611,462.65	8,665.209	6,096,510.71

DIRECTION OF TRADE - PROCESSED L/MOULDINGS

DESTINATION	VOLUME (m ³)	VALUE (€)	CUMULATIVE: JAN-OCT 2020	
			VOLUME (m ³)	VALUE (€)
Germany	610.386	335,007.57	3,813.645	2,211,331.75
Belgium	160.482	137,171.94	1,560.491	1,293,971.07
France	69.667	58,665.15	945.514	868,601.76
Greece	55.441	56,796.74	289.843	308,493.35
Croatia	50.150	23,821.25	571.213	257,417.56
United Kingdom	-	-	487.375	431,393.79
Finland	-	-	368.692	311,830.67
Denmark	-	-	258.606	138,092.18
Russia	-	-	64.281	55,924.47
Netherlands	-	-	89.632	52,151.43
Spain	-	-	37.810	44,995.45
Italy	-	-	46.843	33,702.47
Poland	-	-	44.352	23,284.80
Portugal	-	-	20.935	23,028.50
South Africa	-	-	47.883	22,026.18
United Arab Emirates	-	-	18.094	20,265.28
GRAND TOTAL	946.126	611,462.65	8,665.209	6,096,510.71

EXPORTERS PERFORMANCE - PLYWOOD (OVERLAND)

EXPORTER	VOLUME (m ³)	VALUE (€)	CUMULATIVE: JAN-OCT 2020	
			VOLUME (m ³)	VALUE (€)
Logs and Lumber Limited	741.224	266,868.74	6,022.267	2,090,488.44
Jussak Company Limited	314.350	100,579.35	4,943.567	1,545,571.26
Wood Pillar Limited	192.897	64,380.00	3,352.180	1,032,452.98
John Bitar and Company Limited	148.416	58,068.39	1,081.008	437,970.11
Ayum Forest Products Limited	107.158	38,404.94	463.339	164,682.12
Asuo Bomosadu Timber and Sawmills Limited	95.257	30,075.00	1,070.446	328,004.99
Naumuro Forest Products Company Limited	-	-	762.055	364,987.60
Wako Ghana Company Limited	-	-	130.980	67,938.98
Bibiani Logging and Lumber Company Limited	-	-	144.672	56,878.81
Samartex Timber and Plywood Company Limited	-	-	88.411	33,499.39
GRAND TOTAL	1,599.302	558,376.42	18,058.93	6,122,474.69

MOVING SPECIES - PLYWOOD (OVERLAND)

SPECIES	VOLUME (m ³)	VALUE (€)	CUMULATIVE: JAN-OCT 2020	
			VOLUME (m ³)	VALUE (€)
Ceiba	1,422.903	486,146.49	16,587.602	5,540,866.60
Ofram	80.375	33,275.25	210.961	90,373.28
Chenchen	60.004	22,261.48	198.738	72,142.48
Mixed Redwood	13.991	6,431.65	810.429	331,412.57
Edinam	16.075	6,361.54	48.225	19,137.97
Danta	5.954	3,900.00	5.954	3,900.00
Mahogany	-	-	85.626	31,777.53
Sapele	-	-	50.365	21,618.84
Black Ofram	-	-	61.025	11,245.42
GRAND TOTAL	1,599.302	558,376.42	18,058.925	6,122,474.69

DIRECTION OF TRADE - PLYWOOD (OVERLAND)

DESTINATION	VOLUME (m ³)	VALUE (€)	CUMULATIVE: JAN-OCT 2020	
			VOLUME (m ³)	VALUE (€)
Niger	434.614	152,181.75	4,894.233	1,584,375.65
Benin	448.306	151,478.85	3,594.772	1,212,613.86
Burkina Faso	300.054	100,459.94	5,606.010	1,849,690.55
Togo	267.912	96,187.50	3,224.758	1,197,055.77
Mali	148.416	58,068.39	683.784	255,230.11
Gambia	-	-	55.368	23,508.77
GRAND TOTAL	1,599.302	558,376.42	18,058.925	6,122,474.69

EXPORTERS PERFORMANCE - ROTARY VENEER

EXPORTER	VOLUME (m ³)	VALUE (€)	CUMULATIVE: JAN-OCT 2020	
			VOLUME (m ³)	VALUE (€)
Samartex Timber and Plywood Company Limited	279.923	173,815.72	3,383.605	2,055,713.39
John Bitar and Company Limited	329.929	141,401.43	3,040.672	1,187,166.18
Miro Forestry Ghana Limited	-	-	655.262	84,649.14
Logs and Lumber Limited	-	-	120.092	55,820.03
Jussak Company Limited	-	-	40.191	13,826.76
GRAND TOTAL	609.852	315,217.15	7,239.822	3,397,175.51

MOVING SPECIES - ROTARY VENEER

SPECIES	VOLUME (m ³)	VALUE (€)	CUMULATIVE: JAN-OCT 2020	
			VOLUME (m ³)	VALUE (€)
Essa	207.850	130,078.77	3,150.592	1,906,981.80
Ceiba	210.499	73,128.86	2,284.011	777,065.88
Denya	71.131	37,690.47	71.131	37,690.47
Wawabima	60.012	37,470.50	300.057	178,516.32
Bombax	23.217	14,769.83	44.353	26,605.99
Ohaa	20.355	11,398.80	51.861	28,096.98
Otie	16.788	10,679.93	339.059	188,421.07
Chenchen	-	-	192.936	100,742.39
Gmelina	-	-	550.054	69,093.25
Wawa	-	-	85.732	38,579.40
Ogea	-	-	64.828	29,826.07
Eucalyptus	-	-	105.208	15,555.89
GRAND TOTAL	609.852	315,217.15	7,239.822	3,397,175.51

DIRECTION OF TRADE - ROTARY VENEER

DESTINATION	VOLUME (m ³)	VALUE (€)	CUMULATIVE: JAN-OCT 2020	
			VOLUME (m ³)	VALUE (€)
Canada	119.024	83,230.55	1,368.776	915,338.92
United States of America	128.831	72,297.97	2,109.552	1,175,068.70
Vietnam	71.131	37,690.47	176.339	53,246.36
Egypt	60.012	37,470.50	621.773	339,159.84
Spain	121.015	37,106.66	1,744.709	597,407.11
Morocco	61.539	23,754.00	265.336	85,310.26
Estonia	48.300	23,667.00	48.300	23,667.00
China	-	-	550.054	69,093.25
Italy	-	-	163.879	54,134.10

Philippines	-	-	85.732	38,579.40
Denmark	-	-	48.300	23,908.50
Belgium	-	-	41.008	12,302.40
Netherlands	-	-	16.064	9,959.68
GRAND TOTAL	609.852	315,217.15	7,239.822	3,397,175.51

EXPORTERS PERFORMANCE - BOULES (AIR DRIED)

EXPORTER	VOLUME (m ³)	VALUE (€)	CUMULATIVE: JAN-OCT 2020	
			VOLUME (m ³)	VALUE (€)
Akfabel Company Limited	22.158	11,743.74	22.158	11,743.74
Samartex Timber and Plywood Company Limited	20.048	10,625.44	1,047.996	563,759.15
GRAND TOTAL	22.158	11,743.74	1,070.154	575,502.89

MOVING SPECIES - BOULES (AIR DRIED)

SPECIES	VOLUME (m ³)	VALUE (€)	CUMULATIVE: JAN-OCT 2020	
			VOLUME (m ³)	VALUE (€)
Niangon	42.206	22,369.18	1,070.154	575,502.89
GRAND TOTAL	42.206	22,369.18	1,070.154	575,502.89

DIRECTION OF TRADE - BOULES (AIR DRIED)

DESTINATION	VOLUME (m ³)	VALUE (€)	CUMULATIVE: JAN-OCT 2020	
			VOLUME (m ³)	VALUE (€)
Italy	22.158	11,743.74	191.510	109,821.57
France	20.048	10,625.44	878.644	465,681.32
GRAND TOTAL	42.206	22,369.18	1,070.154	575,502.89

EXPORTERS PERFORMANCE - CURLS VENEER

EXPORTER	VOLUME (m ³)	VALUE (€)	CUMULATIVE: JAN-OCT 2020	
			VOLUME (m ³)	VALUE (€)
Logs and Lumber Limited	2.401	15,436.08	2.401	15,436.08
GRAND TOTAL	2.401	15,436.08	2.401	15,436.08

MOVING SPECIES - CURLS VENEER

SPECIES	VOLUME (m ³)	VALUE (€)	CUMULATIVE: JAN-OCT 2020	
			VOLUME (m ³)	VALUE (€)
Mahogany	2.401	15,436.08	2.401	15,436.08
GRAND TOTAL	2.401	15,436.08	2.401	15,436.08

DIRECTION OF TRADE - CURLS VENEER

DESTINATION	VOLUME (m ³)	VALUE (€)	CUMULATIVE: JAN-OCT 2020	
			VOLUME (m ³)	VALUE (€)
Turkey	2.401	15,436.08	2.401	15,436.08
GRAND TOTAL	2.401	15,436.08	2.401	15,436.08

EXPORTERS PERFORMANCE - KINDLING

EXPORTER	VOLUME (m ³)	VALUE (€)	CUMULATIVE: JAN-OCT 2020	
			VOLUME (m ³)	VALUE (€)
Sustainable Biomass Solution Ghana Limited	21.119	4,840.75	105.597	22,421.77
GRAND TOTAL	21.119	4,840.75	105.597	22,421.77

MOVING SPECIES - KINDLING

SPECIES	VOLUME (m ³)	VALUE (€)	CUMULATIVE: JAN-OCT 2020	
			VOLUME (m ³)	VALUE (€)
Wawa	21.119	4,840.75	105.597	22,421.77
GRAND TOTAL	21.119	4,840.75	105.597	22,421.77

DIRECTION OF TRADE - KINDLING

DESTINATION	VOLUME (m ³)	VALUE (€)	CUMULATIVE: JAN-OCT 2020	
			VOLUME (m ³)	VALUE (€)
United Kingdom	21.119	4,840.75	105.597	22,421.77
GRAND TOTAL	21.119	4,840.75	105.597	22,421.77

EXPORTERS PERFORMANCE - BRIQUETTES

EXPORTER	VOLUME (m ³)	VALUE (€)	CUMULATIVE: JAN-OCT 2020	
			VOLUME (m ³)	VALUE (€)
Sustainable Biomass Solution Ghana Limited	10.232	2,129.38	30.695	6,388.13
GRAND TOTAL	10.232	2,129.38	30.695	6,388.13

MOVING SPECIES - BRIQUETTES

SPECIES	VOLUME (m ³)	VALUE (€)	CUMULATIVE: JAN-OCT 2020	
			VOLUME (m ³)	VALUE (€)
Wawa	10.232	2,129.38	30.695	6,388.13
GRAND TOTAL	10.232	2,129.38	30.695	6,388.13

DIRECTION OF TRADE - BRIQUETTES

DESTINATION	VOLUME (m ³)	VALUE (€)	CUMULATIVE: JAN-OCT 2020	
			VOLUME (m ³)	VALUE (€)
United Kingdom	10.232	2,129.38	30.695	6,388.13
GRAND TOTAL	10.232	2,129.38	30.695	6,388.13

EXPORTERS PERFORMANCE - SLICED VENEER (OVERLAND)

EXPORTER	VOLUME (m ³)	VALUE (€)	CUMULATIVE: JAN-OCT 2020	
			VOLUME (m ³)	VALUE (€)
Logs and Lumber Limited	2.200	1,944.14	103.064	78,412.02
John Bitar and Company Limited	-	-	0.043	29,807.62
GRAND TOTAL	2.200	1,944.14	103.108	108,219.64

MOVING SPECIES - SLICED VENEER (OVERLAND)

SPECIES	VOLUME (m ³)	VALUE (€)	CUMULATIVE: JAN-OCT 2020	
			VOLUME (m ³)	VALUE (€)
Candollei	1.200	1,060.35	1.200	1,060.35
Edinam	1.000	883.79	4.739	3,939.56
Sapele	-	-	53.680	42,358.92

Mixed Redwood	-	-	0.043	29,807.62
Makore	-	-	13.574	10,145.16
Black Ofram	-	-	11.489	7,964.37
Asanfina	-	-	7.586	4,551.49
Black Hyedua	-	-	1.524	2,793.62
Chenchen	-	-	4.240	2,708.92
Yaya	-	-	2.581	1,634.67
Albizia	-	-	1.750	1,020.97
Mahogany	-	-	0.702	234.00
GRAND TOTAL	2.200	1,944.14	103.108	108,219.64

DIRECTION OF TRADE - SLICED VENEER (OVERLAND)

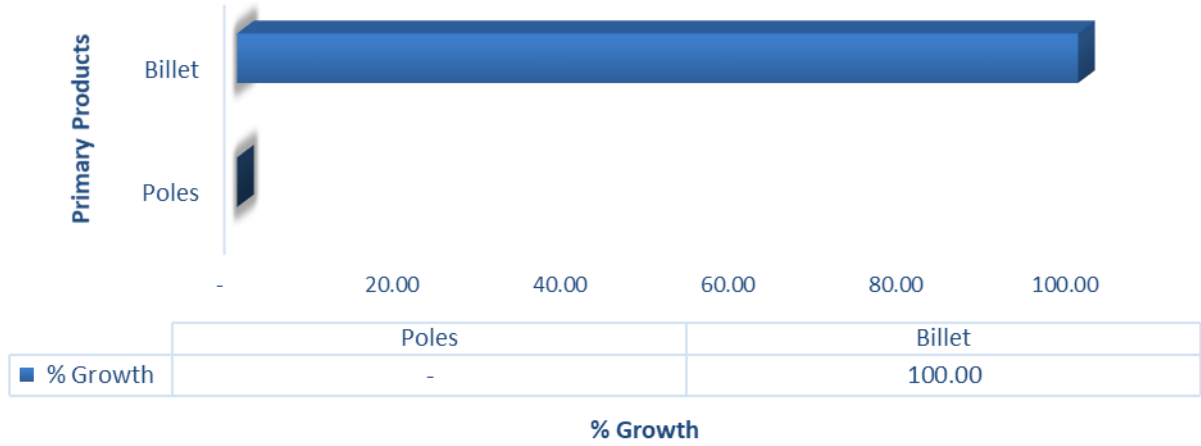
DESTINATION	VOLUME (m ³)	VALUE (€)	CUMULATIVE: JAN-OCT 2020	
			VOLUME (m ³)	VALUE (€)
Burkina Faso	2.200	1,944.14	7.782	36,115.45
Cote D'Ivoire	-	-	95.326	72,104.19
GRAND TOTAL	2.200	1,944.14	103.108	108,219.64

HARMONIZED SYSTEM (HS) CODES FOR TIMBER AND WOOD PRODUCTS

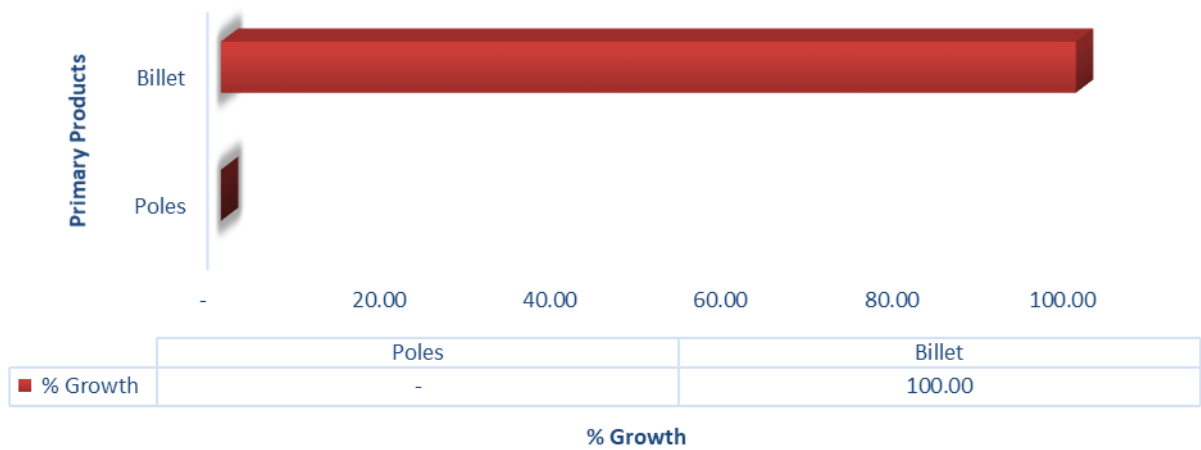
Wood Products	HS Codes
Lumber (Air Dried)	4407
Lumber (Kiln Dried)	4407
Billet	4403
Sliced Veneer	4408
Processed L/ Mouldings	4418
Plywood (Overland)	4412
Rotary Veneer	4408
Boules (Air Dried)	4409
Curls Veneer	4408
Kindling	4401
Briquettes	4401
Sliced Veneer (Overland)	4408

APPENDIX A

Cumulative Values (€) for Primary Wood Products - Jan-Oct 2020

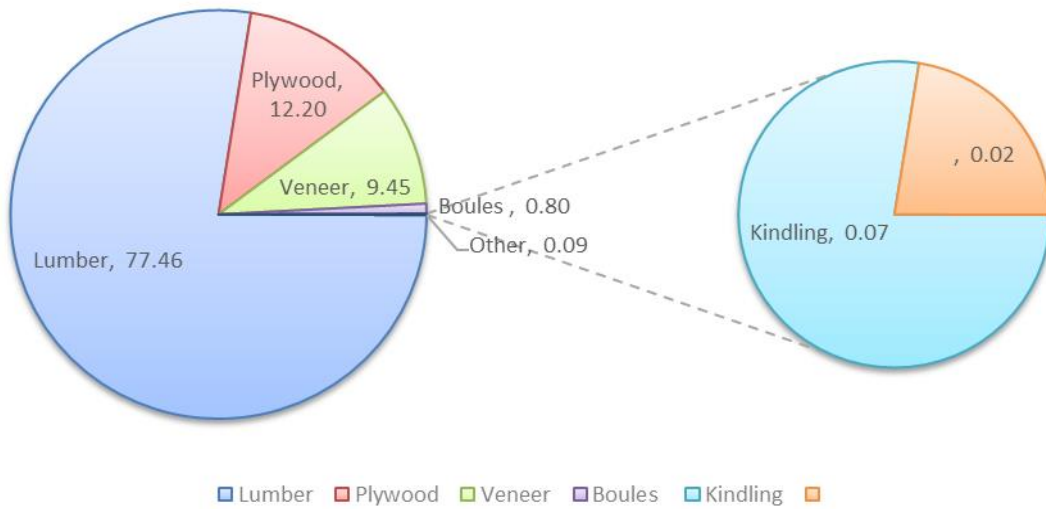


Cumulative Volumes (m³) for Primary Wood Products - Jan-Oct 2020

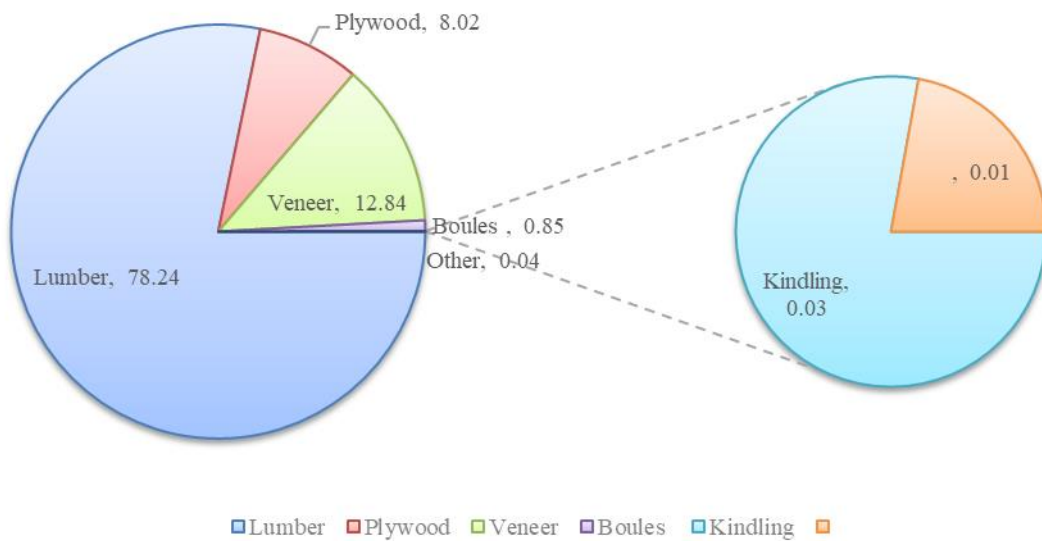


APPENDIX B

Secondary Wood Products - Volumes(m³)

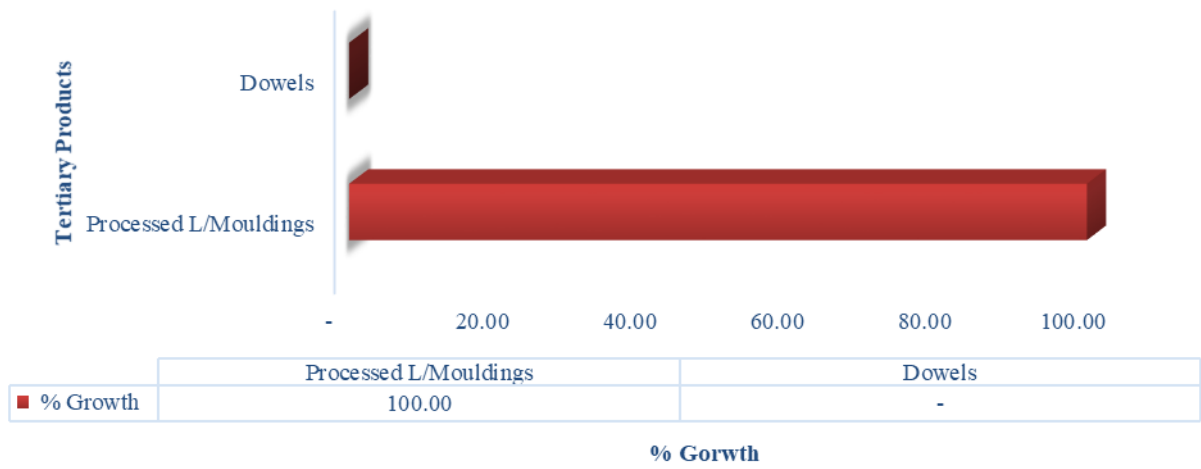


Secondary Wood Products - Value (€)




APPENDIX C

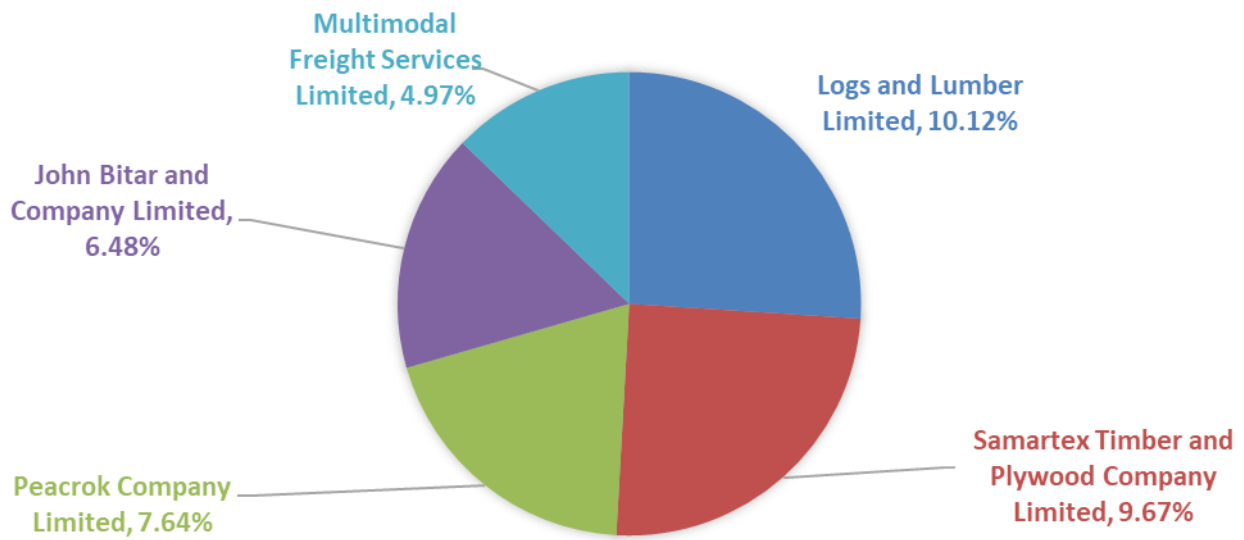
Cumulative Volumes (m³) for Tertiary Wood Products - Jan-Oct 2020



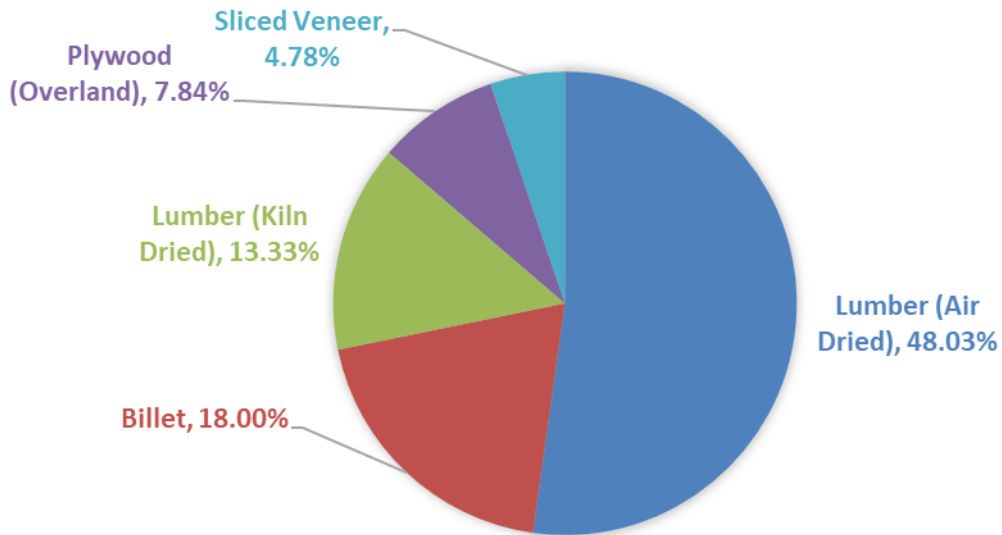
Cumulative Values (€) for Tertiary Wood Products - Jan-Oct 2020



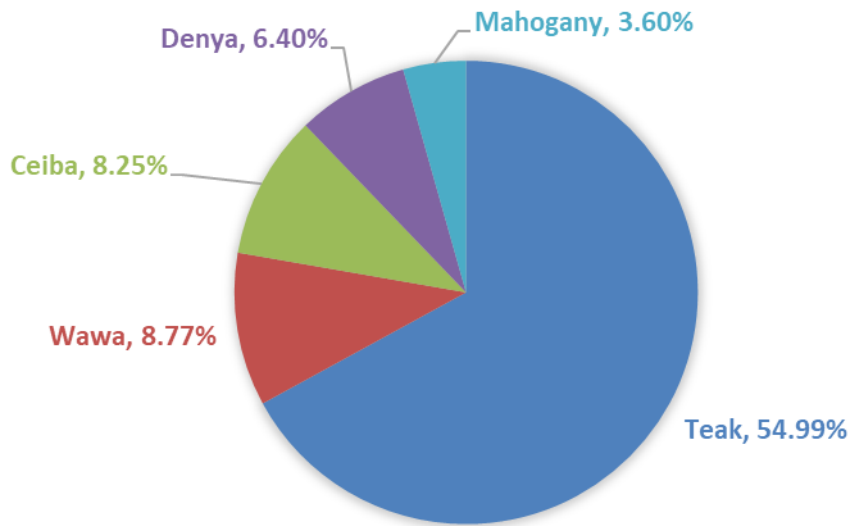
TOP 5 EXPORTERS FOR OCTOBER 2020



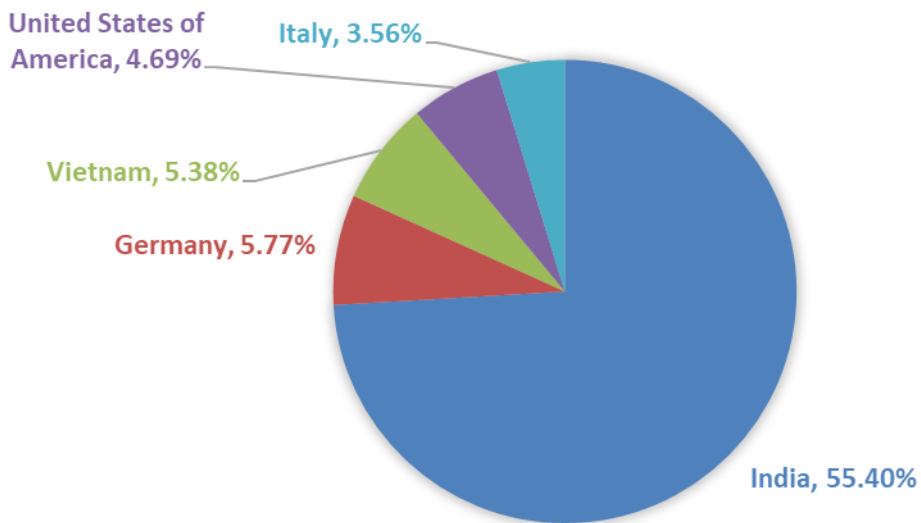
TOP 5 PRODUCTS FOR OCTOBER 2020



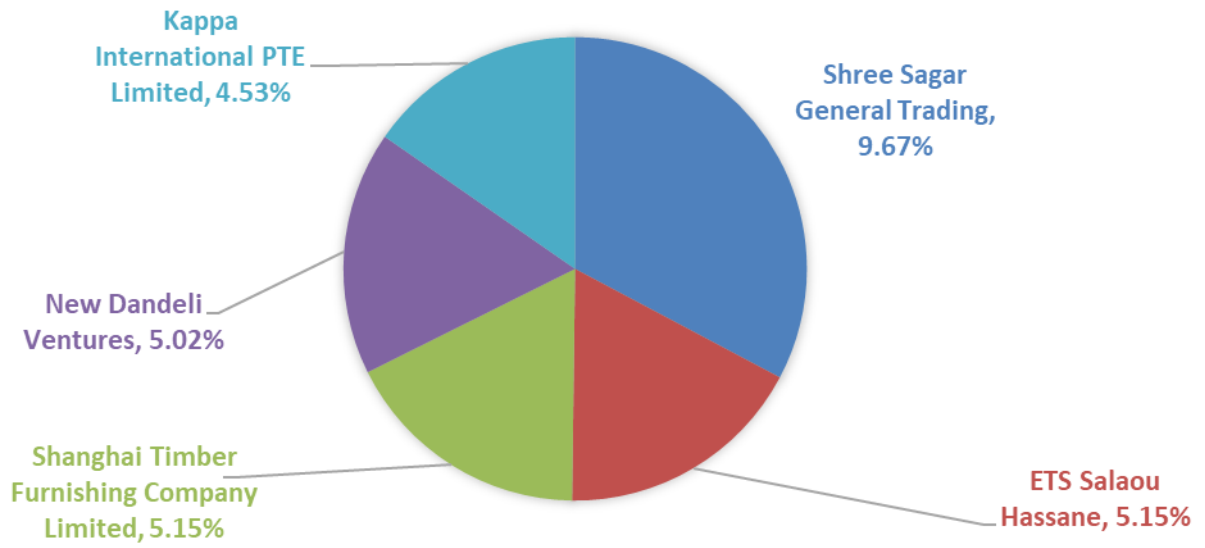
TOP 5 SPECIES FOR OCTOBER 2020



TOP 5 DESTINATIONS FOR OCTOBER 2020



TOP 5 BUYERS FOR OCTOBER 2020



GHANA FORESTRY COMMISSION

V
I
S
I
O
N

“TO LEAVE FUTURE
GENERATIONS AND ITS
COMMUNITIES WITH RICHER,
BETTER, MORE VALUABLE
FORESTRY AND WILDLIFE
ENDOWMENTS THAN WE
INHERITED.”

M
I
S
S
I
O
N

“TO SUSTAINABLY
DEVELOP AND MANAGE
GHANA’S FORESTRY
AND WILDLIFE
RESOURCES.”