



REPORT ON EXPORT OF GHANA'S TIMBER AND WOOD PRODUCTS FOR OCTOBER, 2021

Table of Contents: Ghana's Timber and Wood Products Export

REPORT ON EXPORT OF GHANA'S TIMBER AND WOOD PRODUCTS, OCTOBER 2021	3
SUMMARY OF WOOD PRODUCTS EXPORT	3
MARKET MIX FOR OCTOBER 2021	4
TOP FIVE (5) CATEGORIES FOR THE MONTH OF OCTOBER 2021 [SEE APPENDIX D].....	9
TIMBER AND WOOD PRODUCTS ANALYTICS	11
Summary Report on Export Products October, 2021	11
Leading Exporters of Wood Products for October 2021	11
Leading Exporters of Wood Products by Species October 2021	12
Leading Buyers of Wood Products by Species October 2021	13
Major Markets of Ghana's Wood Products Exports: Jan-Oct 2020/ 2021: Volume	14
Export of Timber and Wood Products to Ecowas Countries: Jan-Oct 2020/ 2021	15
Comparative Export Statistics for Timber and Wood Products: Jan-Oct 2020 / 2021	15
Timber and Wood Products Classification	16
Export Performance for Timber and Wood Products.....	17
APPENDIX A	33
APPENDIX B	34
APPENDIX C	35
APPENDIX D	36

REPORT ON EXPORT OF GHANA'S TIMBER AND WOOD PRODUCTS, OCTOBER 2021

SUMMARY OF WOOD PRODUCTS EXPORT

The export of Ghana's timber and wood products in the month of October 2021 amounted to **€10,235,198.00** in value from the exported volume of **24,067.126m³** which represent a reduction of **5.09%** in value and an upturn of **17.95%** in volume respectively as compared to an amount of **€10,784,195.39** gained from the exported volume of **20,403.963m³** documented in October 2020. Eighty-Three (83) Exporters (with the topmost five [5] being Multimodal Freight Services Limited, Logs and Lumber Limited, Samartex Timber and Plywood Company Limited, Mawuli Elliot Limited and 3RDI Shipping Agency Limited with respect to exported volumes) were involved in the export of Twelve (12) different wood products (with the best five [5] being Lumber (Air Dried), Lumber (Kiln Dried), Billet, Plywood (Overland) and Processed L/ Mouldings with respect to manufactured volumes) in Forty-Five (45) Species (with the first [5] being Teak, Ceiba, Wawa, Denya and Essa with regards to volumes felled) to Forty (40) different countries (with the top [5] favourite destination being India, Togo, Belgium, Germany and United States of America in terms of shipping volumes) sold to One Hundred and Twenty-Four (124) diverse Buyers (with the top five [5] being Shanghai Timber Furnishing Company Limited, Thai Phat International Company Limited, Kappa International PTE Limited, Shree Sagar General Trading, ETS Salaou Hassane with regards to volumes purchased).

Cumulatively, Ghana secured **€113,522,746.51** from the export of **248,657.909m³** in January-October 2021. Comparatively, in the previous year for the same period under review **€92,169,100.49** obtained from the export of **179,835.499m³** representing an upturn of **23.17%** in value and **38.27%** in volume respectively.

Consequently, the overall Average Unit Price increased from **€513/m³** in January-October 2020 to **€457/m³** in January-October 2021, representing a deficit of **10.92%**.

Primary Products (Billets) accrued **€13,577,595.19 (11.97%)** from **38,716.811m³ (15.57%)** of the total export of wood products from January-October 2021. The figures indicate increases of **124.73%** in volume and **103.94%** in value respectively compared to the timber export figures from January-October 2020 of **17,228.463m³ (9.58%)** valued at **€6,657,609.91 (7.22%)**. [[See Appendix A](#)].

Secondary Wood Products comprising of Lumber, Plywood, Veneer, Boules and Briquettes formed the bulk of the country's wood products export which generated **€93,553,693.42 (82.41%)** from a volume of **200,979.781m³ (80.83%)** from January-October 2021. The figures indicate increases of **17.81%** in value and **30.57%** in volume compared to the contribution of **€79,410,139.12 (86.16%)** and **153,920.708m³ (85.60%)**, respectively from January-October 2020. [[See Appendix B](#)].

Tertiary Wood Products (Processed L/Mouldings) contributed an amount of **€6,391,457.91 (5.63%)** from a volume of **8,961.31m³ (3.60%)** to the total wood products export from January-October 2021. Furthermore, the figures indicate increases of **3.42%** in volume and **4.84%** in value compared to the contribution of **8,665.209m³ (4.82%)** and **€6,096,510.71 (6.61%)** from January-October 2020. [[See Appendix C](#)].

On the direction of Trade, Asian/Far East countries (favourite destinations) imported **156,468.041m³ (62.93%)** valued at **€62.84million (55.38%)** during the period of October 2021; as the major destinations (in terms of value) for Ghana's wood products were India, China. Exports of timber products to these regions Lumber (Air Dried), Billet, Lumber (Kiln Dried), Sliced Veneer Teak, Denya, Papao/ Apa, Wawa, Rubber Wood, Gmelina, Danta, Edinam, Dahoma, Makore, Chenchen, Potrodum, Koto / Kyere, Ceiba, Mahogany, Asanfina, Sapele, Yaya, Candollei.

European imports accounted for **€25.18million (22.19%)** from a volume of **41,456.248m³ (16.67%)** to be the second major destination (in terms of value) for Ghana's wood products export during the month of October 2021. Exports to Europe were Lumber (Air Dried), Lumber (Kiln Dried), Sliced Veneer, Processed L/ Mouldings, Rotary Veneer, Plywood, Briquettes in Wawa, Asanfina, Ceiba, Makore, Denya, Kako / Ekki, Niangon, Sapele, Koto / Kyere, Mixed Redwood, Odum, Edinam, Emire, Essa, Ofraam, Dahoma, White Ofraam, Albizia, Utile, Black Ofraam.

Wood product exports to **Africa** Plywood (Overland), Lumber (Air Dried), Plywood, Rotary Veneer, Sliced Veneer, Sliced Veneer (Overland), Lumber (Kiln Dried), yielded **€12.37million (10.89%)** from an exported volume of **30,138.208m³ (12.12%)**. Major destinations included Egypt, South Africa and Morocco with the ECOWAS sub-region market having the largest share of 25,631.672m³ (85.05%) valued at €9.91million (80.14%) of the total African wood products exported from Ghana during the period of October 2021. Wood products consisted mainly Plywood (Overland), Lumber (Air Dried), Lumber (Overland) and Sliced Veneer (Overland). Togo (Plywood in Ceiba), Burkina Faso (Plywood in Ceiba, Mixed Redwood and Sliced Veneer in Edinam), Niger (Plywood in Ceiba), Benin (Plywood in Ceiba and Lumber in Denya), Senegal (Plywood in Ceiba, Walnut / Lovoa, Mixed Redwood and Black Ofram), Cape Verde (Lumber (Air Dried) in Guarea), Cote D'Ivoire (Sliced Veneer in Makore, Mahogany, Asanfina, Sapele, Yaya) were the main ECOWAS markets during the period under review.

American imports accounted for **€8.53million (7.51%)** from the volume of **11,618.031m³ (4.67%)** making it the fourth topmost destination (in terms of value) for Ghana's wood products export in October 2021. Lumber (Kiln Dried), Rotary Veneer and Sliced Veneer in Wawa, Edinam, Mahogany, Sapele, Essa, Black Ofram, Cedrela.

MARKET MIX FOR OCTOBER 2021

Species	Product	Destination	Exporter	Buyer
Teak	Lumber (Air Dried)	India	Multimodal Freight Services Limited	Shanghai Timber Furnishing Company Limited
			Mawuli Elliot Limited	Kappa International PTE Limited
			3RDI Shipping Agency Limited	Thai Phat International Company Limited
			K Lorvert Company Limited	Shree Sagar General Trading
			Peacrok Company Limited	Shree Sagar General Trading
			Bhakti Ghana Limited	Drashti Enterprise
			Silver Oak Limited Company	DMJ Impex PVT Limited
			Askraf International Company Limited	Thai Phat International Company Limited
			Beghap Company Limited	Atul Timber Company
			Nasorp Merchantile Company Limited	AIM Traders PTE Limited
			Lebebaba Company Limited	TZ Trading
			Duakron Ghana Limited	Bansal Lumbers PVT Limited
			Gran Pa Shipping and Company Limited	Gupta Wood Products
			F Wood and Trading Company Limited	Sheena International
			Eastwest Exports Limited	Alkema Singapore PTE Limited
			Frimp and Son Limited	Fortune Exim
			Geavag Company Limited	Atul Timber Company
			Dark Andoh Global Company Limited	Kappa International PTE Limited
			Mcken Logistics Company Limited	Heramb Group
			Star Exim Ghana Limited	Shakyasinha Singapore PTE Limited
Amoasly Company Limited	Dynamic International Limited			
Harvestive Ghana Limited	DS Trading Company			

			Ere-Oseiwaa Company Limited	Blue Global FZE
			Rock Age Impex Limited	New Dandeli Ventures
			Smith Timber Export Limited	Sunlight Timber Industries PVT Limited
			Bombolex Shipping and Logistics Limited	Thai Phat International Company Limited
			Indiana Woods Limited	House of Tradings
			Nihar Exim Ghana Limited	L V Enterprise
			Krish Sun Company Limited	Pan Asia Intercontinental PTE Limited
			Arena Resources Limited	Aron Global PTE Limited
			Royal Afro Asia Limited	V K Timber Stores
			Josanwi Enterprise Limited	Agarwalla Teak International PVT Limited
			AIM Manufacturing Company Limited	AIM Traders PTE Limited
			Vickymart Plus Company Limited	Agarwalla Teak International PVT Limited
			Nach Company Limited	Abhishek Impex
			K V Global Company Limited	Suncity Global PTE Limited
			Speed Bee Timber Company Limited	Surya Export and Import
			Eight Miles Ghana Limited	Alkema Singapore PTE Limited
			Fortune Exim Ghana Limited	Fortune Exim
	Billet	India	Mawuli Elliot Limited	Kappa International PTE Limited
			3RDI Shipping Agency Limited	Thai Phat International Company Limited
			Rock Age Impex Limited	New Dandeli Ventures
			Krish Sun Company Limited	Pan Asia Intercontinental PTE Limited
			Star Exim Ghana Limited	Shakyasinha Singapore PTE Limited
			Avenue Wood Limited	Maria International PTE Limited
			Arena Resources Limited	Aron Global PTE Limited
			Mere Plantations Limited	Suncity Global PTE Limited
			Mcken Logistics Company Limited	Heramb Group
			Silver Oak Limited Company	DMJ Impex PVT Limited
			Speed Bee Timber Company Limited	Surya Export and Import
			Kimpex Ghana Limited	N C Timbers
			Absdjaney Ghana Limited	SNB Exports SA
			Multimodal Freight Services Limited	Shanghai Timber Furnishing Company Limited
			Ack International Export Limited	Sunrise Timber Company Limited
			Nach Company Limited	Abhishek Impex

			Josanwi Enterprise Limited	Agarwalla Teak International PVT Limited
			KV Global Company Limited	Suncity Global PTE Limited
			K V Global Company Limited	Suncity Global PTE Limited
			Royal Afro Asia Limited	V K Timber Stores
			Peacrok Company Limited	Shree Sagar General Trading
			Pan Afro King Company Limited	Glory International
Ceiba	Plywood (Overland)	Togo	Jussak Company Limited	ETS Adrico Import and Export
				ETS Salaou Hassane
			Logs and Lumber Limited	ETS Salaou Hassane
			Namuro Forest Products Company Limited	ETS Vitro
		Burkina Faso	Wood Pillar Limited	Nana Commerce
				Ilak Commerce
		Niger	Ayum Forest Products Limited	Ilak Commerce
			Logs and Lumber Limited	ETS Salaou Hassane
	Wood Pillar Limited		ETS Salaou Hassane	
	Benin	Jussak Company Limited	ETS Salaou Hassane	
		Logs and Lumber Limited	ETS Salaou Hassane	
	Rotary Veneer	Greece	John Bitar and Company Limited	Total Wood Sal Mkalles
		Egypt	Samartex Timber and Plywood Company Limited	El Reda Company
		Denmark	John Bitar and Company Limited	Total Wood Sal Mkalles
		Morocco	John Bitar and Company Limited	Total Wood Sal Mkalles
Italy		John Bitar and Company Limited	Total Wood Sal Mkalles	
Spain		John Bitar and Company Limited	Total Wood Sal Mkalles	
Plywood	Greece	Samartex Timber and Plywood Company Limited	S Stefanidis and Company	
			Alpha Timber	
	Senegal	Techno Timber Company Limited	Batiplus Industries	
Sliced Veneer	Egypt	Samartex Timber and Plywood Company Limited	El Reda Company	
	China	Ayum Forest Products Limited	DIM Light Trading	
	Lebanon	Logs and Lumber Limited	Chabros International Group	
Lumber (Kiln Dried)	Germany	Samartex Timber and Plywood Company Limited	Sudeck and Company GMBH	
Processed L/ Mouldings	Belgium	John Bitar and Company Limited	Stocksman Wood Products	
Wawa	Lumber (Kiln Dried)	Estonia	Boison Construction Works Limited	Keflico A/S Galoche

			John Bitar and Company Limited	Keflico A/S Galoche
			Logs and Lumber Limited	Keflico A/S Galoche
	Belgium		John Bitar and Company Limited	Somex NV Haven
			Logs and Lumber Limited	Stocksman Wood Products
			Carpo Timber and Trading Limited	Somex NV Haven
				Wijma GMBH and Company
	Germany		Samartex Timber and Plywood Company Limited	Sudeck and Company GMBH
				Fritz Offermann GMBH
			Ibrahim and Sons Company Limited	Wob Timber GMBH
			John Bitar and Company Limited	Vohringer GMBH and Company
	Saudi Arabia		Logs and Lumber Limited	Protimber Holz Import and Export
			Ayum Forest Products Limited	Intertranstrade International
			Lethnass Limited	Timber Team International
	Finland		Sunstex Company Limited	Intertranstrade International
	United Kingdom		Ibrahim and Sons Company Limited	Marronwood
	Turkey		Logs and Lumber Limited	Chorley Timber Limited
	Taiwan		Logs and Lumber Limited	Timtrade Srl
	Jordan		Logs and Lumber Limited	Ultima Success Holdings Limited
	China		Samartex Timber and Plywood Company Limited	Timtrade Srl
	Lithuania		Logs and Lumber Limited	Intercontinental Timber and Trading
	United States of America		Logs and Lumber Limited	International Wood Enterprise Limited
	Ireland		Logs and Lumber Limited	Timtrade Srl
Processed L/ Mouldings	Germany		Logs and Lumber Limited	NHG Timber Limited
				Merten Wood Products GMBH
			Samartex Timber and Plywood Company Limited	Fritz Offermann GMBH
	Croatia		Logs and Lumber Limited	Fritz Offermann GMBH
	United Kingdom		John Bitar and Company Limited	Injac D O O Batutuva
			Modern Wood Technology and Company Limited	RJC Agencies Limited
	Belgium		John Bitar and Company Limited	Wijma GMBH and Company
			Chorley Timber Limited	
Lumber (Air Dried)	China		Samartex Timber and Plywood Company Limited	Stocksman Wood Products
Briquettes	United Kingdom		Sustainable Biomass Solution Ghana Limited	Intercontinental Timber and Trading
				Diamond Fuel Supplies

Denya	Lumber (Air Dried)	Vietnam	Samartex Timber and Plywood Company Limited	Dai Loi Trading Company Limited	
				Dai Xuan Wood Company Limited	
			Green Nations Limited	Success Company Limited	
		United Arab Emirates	Africa Timber Resources Limited	South Asia Timber Resources PTE Limited	
			Ervankes Company Limited	South Asia Timber Resources PTE Limited	
		China	A List Enterprise Ghana Limited	Nanjing Fortune Plus International Trading Limited	
			Metamorphosis Company Limited	Daisaiku Company Limited	
		Belgium	Logs and Lumber Limited	Stocksman Wood Products	
			John Bitar and Company Limited	Stocksman Wood Products Total Wood Sal Mkalles	
		Israel	Furmardo Ghana Limited	Formaica Hatzafon	
		Processed L/ Mouldings	France	Samartex Timber and Plywood Company Limited	CIBM Boulevard Ceinture
			United Kingdom	Logs and Lumber Limited	RJC Agencies Limited
Lumber (Overland)	Benin	John Bitar and Company Limited	Societe De Financement		
Essa	Rotary Veneer	United States of America	Samartex Timber and Plywood Company Limited	Superior Timber and Deckings Limited	
			John Bitar and Company Limited	Munro Brice and Company Limited	
		Canada	Samartex Timber and Plywood Company Limited	Superior Timber and Deckings Limited	
	Lumber (Kiln Dried)	Egypt	Specialized Timber Products Limited	Abeds Timber	
	Processed L/ Mouldings	United Kingdom	Logs and Lumber Limited	Finewood Marketing Limited	
Asanfina	Sliced Veneer	Italy	Mondial Veneer Ghana Limited	Mondial Tranciati Srl	
			Samartex Timber and Plywood Company Limited	Mondolegno Srl	
			Logs and Lumber Limited	Starlegno Srl	
		Portugal	Logs and Lumber Limited	Balbino E Fustino	
		Spain	Samartex Timber and Plywood Company Limited	Chapas Turia	
		India	Logs and Lumber Limited	Century Plyboards Limited	
	Sliced Veneer (Overland)	Cote D'Ivoire	Logs and Lumber Limited	Inprobois	
Mixed Redwood	Plywood (Overland)	Burkina Faso	John Bitar and Company Limited	Nana Commerce	
	Processed L/ Mouldings	Belgium	Samartex Timber and Plywood Company Limited	Somex NV Haven	
		France	Logs and Lumber Limited	Keflico Haverland	
	Plywood	Senegal	Techno Timber Company Limited	Batiplus Industries	

	Lumber (Kiln Dried)	France	Samartex Timber and Plywood Company Limited	Keflico A/S Galoche
Papao/ Apa	Lumber (Air Dried)	Vietnam	Xylogi Company Limited	Loc Ha Trading Company Limited
			Samartex Timber and Plywood Company Limited	Dai Loi Trading Company Limited
			Benediction Company Limited	Loc Ha Trading Company Limited
			Celik and Glena Company Limited	Shanghai Timber Furnishing Company Limited
		India	Mawuli Elliot Limited	Alkernal Singapore PTE Limited
Mahogany	Lumber (Kiln Dried)	United States of America	Samartex Timber and Plywood Company Limited	Superior Timber and Deckings Limited
			John Bitar and Company Limited	Mourao Wood LDA
			Logs and Lumber Limited	North American Wood Products
	Sliced Veneer	United States of America	John Bitar and Company Limited	Soboplac USA Corporation
			Italy	Mondial Veneer Ghana Limited
			Vietnam	Logs and Lumber Limited
			India	Logs and Lumber Limited
	Sliced Veneer (Overland)	Cote D'Ivoire	Logs and Lumber Limited	Inprobois
	Guarea	Lumber (Air Dried)	Cape Verde	Samartex Timber and Plywood Company Limited
Processed L/ Mouldings		France	Samartex Timber and Plywood Company Limited	CID

TOP FIVE (5) CATEGORIES FOR THE MONTH OF OCTOBER 2021 [\[SEE APPENDIX D\]](#)

EXPORTER	Volume (m ³)	% Share in Volume (m ³) for October 2021
Multimodal Freight Services Limited 1 st Floor Afrik Screen Building [+233242171772]	2,952.479	12.27%
Logs and Lumber Limited P. O. Box 3344, Kumasi [+233 32202522718]	2,681.044	11.14%
Samartex Timber and Plywood Company Limited P. O. Box 1, Samreboi [+233 312022963]	2,344.631	9.74%
Mawuli Elliot Limited P. O. BOX AN 19644, Accra-North [+233244081741]	1,709.224	7.10%
3RDI Shipping Agency Limited BOX TT 242, Tema [+233244640325]	1,550.235	6.44%

PRODUCT	Volume (m ³)	% Share in Volume (m ³) for October 2021
Lumber (Air Dried)	13,322.898	55.36%
Lumber (Kiln Dried)	2,952.310	12.27%
Billet	2,565.744	10.66%
Plywood (Overland)	2,394.250	9.95%
Processed L/ Mouldings	869.788	3.61%

SPECIES	Volume (m ³)	% Share in Volume (m ³) for October 2021
Teak	13,608.550	56.54%
Ceiba	2,897.837	12.04%
Wawa	2,244.969	9.33%
Denya	1,017.442	4.23%
Essa	427.811	1.78%

DESTINATION	Volume (m ³)	% Share in Volume (m ³) for October 2021
India	13,783.784	57.27%
Togo	1,000.813	4.16%
Belgium	822.521	3.42%
Germany	795.590	3.31%
United States of America	684.567	2.84%

BUYER	Volume (m ³)	% Share in Volume (m ³) for October 2021
Shanghai Timber Furnishing Company Limited 82/15 Moo 6, Soi Wat Srimuang, Setthakit Road. [+6634 412 993]/ [+662 260 9913]	2,959.488	12.30%
Thai Phat International Company Limited No 10A, Alley 337/52, Cau Giay Street, Group 22, Cau Giay District, Hanoi, Vietnam [+84 902 868 189]	2,080.589	8.64%
Kappa International PTE Limited No 10. Anson Road #23-16 International Plaza, Singapore – 079903, Singapore. [+65 6225 6186]	1,817.399	7.55%
Shree Sagar General Trading Free Zone Entity FZE SM – Office G1 Hall 2-16 Ajman, United Arab Emirates [+971 564 378300]	1,579.980	6.56%
ETS Salaou Hassane ET Fils Commerce General HF 4194B 13384 Niamey, Niger [+22 622 8676]	1,426.479	5.93%

TIMBER AND WOOD PRODUCTS ANALYTICS

Summary Report on Export Products October, 2021

PRODUCT	SEPTEMBER 2021		OCTOBER 2021		CUMULATIVE: JAN-OCT 2021	
	VOLUME (m ³)	VALUE (€)	VOLUME (m ³)	VALUE (€)	VOLUME (m ³)	VALUE (€)
Lumber (Air Dried)	14,644.230	5,300,634.05	13,322.898	4,934,100.92	124,774.753	51,449,893.74
Lumber (Kiln Dried)	3,445.191	1,884,230.54	2,952.310	1,484,908.71	34,622.761	19,407,691.07
Plywood (Overland)	2,456.923	890,074.18	2,394.250	1,174,074.30	20,712.367	8,166,349.25
Billet	2,651.553	727,811.08	2,565.744	753,679.64	38,716.811	13,577,595.19
Sliced Veneer	949.090	838,404.65	798.499	722,001.38	9,558.137	9,592,481.14
Processed L/ Mouldings	748.180	514,045.52	869.788	639,003.56	8,879.014	6,323,155.61
Rotary Veneer	740.230	299,383.00	699.003	291,504.77	6,982.275	3,087,933.54
Plywood	457.926	180,259.34	350.274	137,219.98	3,168.197	1,216,926.34
Sliced Veneer (Overland)	-	-	56.436	55,031.33	100.535	88,049.20
Lumber (Overland)	-	-	32.064	28,857.60	32.064	28,857.60
Dowels	-	-	9.332	11,376.10	82.303	68,302.29
Briquettes	33.056	6,879.42	16.528	3,439.71	316.199	65,805.44
Boules (Air Dried)	-	-	-	-	678.202	425,784.40
Boules (Kiln Dried)	-	-	-	-	33.952	23,426.88
Curls Veneer	-	-	-	-	0.339	494.82
GRAND TOTAL	26,126.379	10,641,721.79	24,067.126	10,235,198.00	248,657.909	113,522,746.51

OCTOBER 2021 AVERAGE EXCHANGE RATE
\$ 1 = € 0.86
£ 1.18 = € 1

Leading Exporters of Wood Products for October 2021

PRODUCT	EXPORTER	VOLUME (m ³)	VALUE (€)	€/m ³
Lumber (Air Dried)	Multimodal Freight Services Limited	2,908.284	1,002,735.61	344.79
Lumber (Kiln Dried)	Logs and Lumber Limited	780.294	361,788.73	463.66
Plywood (Overland)	Logs and Lumber Limited	957.336	653,362.79	682.48
Billet	Mawuli Elliot Limited	425.485	128,363.61	301.69
Sliced Veneer	Logs and Lumber Limited	300.979	280,170.24	930.86
Processed L/ Mouldings	Logs and Lumber Limited	402.643	259,434.91	644.33
Rotary Veneer	Samartex Timber and Plywood Company Limited	350.571	154,680.88	441.23
Plywood	Techno Timber Company Limited	250.190	75,666.10	302.43
Sliced Veneer (Overland)	Logs and Lumber Limited	56.436	55,031.33	975.11
Lumber (Overland)	John Bitar and Company Limited	32.064	28,857.60	900.00
Dowels	John Bitar and Company Limited	9.332	11,376.10	1,219.04
Briquettes	Sustainable Biomass Solution Ghana Limited	16.528	3,439.71	208.11

Leading Exporters of Wood Products by Species October 2021

SPECIES	EXPORTERS	VOLUME (m ³)	VALUE (€)	€/m ³
Teak	Multimodal Freight Services Limited	2952.48	1,016,068.70	344.14
Ceiba	Logs and Lumber Limited	961.24	656,058.28	682.51
Wawa	Logs and Lumber Limited	575.94	236,001.16	409.76
Denya	Samartex Timber and Plywood Company Limited	293.29	132,125.77	450.49
Asanfina	Samartex Timber and Plywood Company Limited	109.31	110,483.56	1,010.75
Mahogany	Samartex Timber and Plywood Company Limited	173.11	146,193.39	844.52
Papao/ Apa	Xylogi Company Limited	109.53	87,333.39	797.32
Sapele	Logs and Lumber Limited	32.86	65,038.94	1,979.55
Makore	Samartex Timber and Plywood Company Limited	68.55	47,987.10	700.00
Edinam	John Bitar and Company Limited	28.16	46,143.83	1,638.34
Guarea	Samartex Timber and Plywood Company Limited	228.70	98,894.05	432.41
Kako / Ekki	Ebenezer N Mensah Company Limited	126.67	48,133.08	380.00
Koto / Kyere	John Bitar and Company Limited	41.02	27,194.75	662.96
Mixed Redwood	John Bitar and Company Limited	128.296	53,679.29	418.40
Chenchen	Logs and Lumber Limited	56.18	57,038.55	1,015.33
Dahoma	Samartex Timber and Plywood Company Limited	92.630	35,929.72	387.88
Niangon	Logs and Lumber Limited	45.935	27,709.20	603.23
Odum	Kete Krachi Timber Recovery Limited	35.515	29,576.66	832.79
Rubber Wood	Prestige Innovation and Processing Company	226.541	39,054.08	172.39
Black Ofram	Sunstex Company Limited	35.49	21,413.19	603.38
Cedrella	Ayipah Wood Company Limited	50.46	35,668.53	706.81
Essa	Specialized Timber Products Limited	52.78	33,436.57	633.54
Emire	Buadac Company Limited	34.139	18,435.06	540.00
Utile	Adras Company Limited	35.19	29,907.25	850.00
Yaya	Samartex Timber and Plywood Company Limited	39.23	16,907.52	430.98
White Ofram	Logs and Lumber Limited	40.436	20,217.85	500.00
Danta	Logs and Lumber Limited	35.230	19,024.20	540.00
Albizia	Logs Court Limited	36.428	18,214.00	500.00
Gmelina	Askraf International Company Limited	79.339	10,941.99	137.91
Black and White Ofram	Samartex Timber and Plywood Company Limited	9.842	14,762.93	1,500.00
Avodire	John Bitar and Company Limited	16.216	13,151.18	811.00
Candollei	Boison Construction Works Limited	6.234	4,052.10	650.00
Berlina	John Bitar and Company Limited	22.936	11,238.64	490.00
Potrodom	Mawuli Elliot Limited	18.000	9,309.22	517.18
Subaha	John Bitar and Company Limited	16.168	8,892.40	550.00
Kroma	John Bitar and Company Limited	19.638	8,418.90	428.70
Ohaa	John Bitar and Company Limited	3.837	3,269.12	852.00
Hyedua	Samartex Timber and Plywood Company Limited	1.534	2,149.55	1,401.12

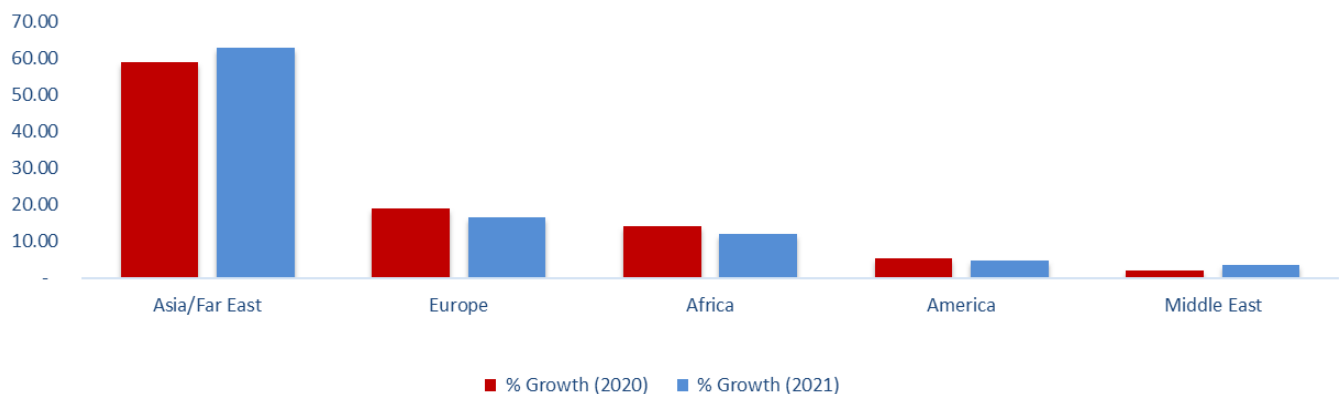
Leading Buyers of Wood Products by Species October 2021

SPECIES	BUYERS	VOLUME (m ³)	VALUE (€)	€/m ³
Teak	Shanghai Timber Furnishing Company Limited	2,941.419	1,012,732.03	344.30
Ceiba	ETS Salaou Hassane	1,426.479	839,492.99	588.51
Wawa	Keflico A/S Galoche	330.248	155,667.25	471.36
Denya	South Asia Timber Resources PTE Limited	292.250	138,550.10	474.08
Asanfin	Mondial Tranciati Srl	97.284	77,697.09	798.66
Mahogany	Superior Timber and Deckings Limited	173.108	146,193.39	844.52
Papao/ Apa	Loc Ha Trading Company Limited	163.788	130,591.06	797.32
Sapele	Keflico Haverland	21.701	53,838.08	2,480.87
Makore	C.I.D	68.553	47,987.10	700.00
Edinam	Soboplac USA Corporation	28.165	46,143.83	1,638.34
Guarea	Sicor Empreendimentos	228.702	98,894.05	432.41
Kako / Ekki	Success Company Limited	126.666	48,133.08	380.00
Koto / Kyere	Wob Timber GMBH	66.320	42,935.80	647.40
Mixed Redwood	Nana Commerce	128.296	53,679.29	418.40
Chenchen	Keflico Haverland	14.436	25,263.07	1,750.00
Dahoma	Al Fustat Export Import	92.630	35,929.72	387.88
Niangon	Chabros International Group	25.848	16,801.20	650.00
Odum	Treemex Holz Import and Export GMBH	35.515	29,576.66	832.79
Rubber Wood	Hong Kong Liangruncheng International	226.541	39,054.08	172.39
Black Ofram	Baillie Lumber	35.489	21,413.19	603.38
Cedrella	Overseas Hardwood Company	50.464	35,668.53	706.81
Essa	Abeds Timber	52.777	33,436.57	633.54
Emire	Mourao Wood	34.139	18,435.06	540.00
Utile	Wob Timber GMBH	35.185	29,907.25	850.00
Yaya	Star Wood	39.230	16,907.52	430.98
White Ofram	Starlegno Srl	40.436	20,217.85	500.00
Danta	Treemex Holz Import and Export GMBH	35.230	19,024.20	540.00
Albizia	Treemex Holz Import and Export GMBH	36.428	18,214.00	500.00
Gmelina	Thai Phat International Company Limited	79.339	10,941.99	137.91
Black and White Ofram	Chapas Turia	9.842	14,762.93	1,500.00
Avodire	Vogel Import Export	16.216	13,151.18	811.00
Candollei	Wob Timber GMBH	6.234	4,052.10	650.00
Berlina	Total Wood Sal	22.936	11,238.64	490.00
Potrodom	Alkernal Singapore PTE Limited	18.000	9,309.22	517.18
Subaha	Munro Brice and Company Limited	16.168	8,892.40	550.00
Kroma	Total Wood Sal	19.638	8,418.90	428.70
Ohaa	Vogel Import Export	3.837	3,269.12	852.00
Hyedua	Chapas Turia	1.53417	2149.5527	1,401.12

Major Markets of Ghana's Wood Products Exports: Jan-Oct 2020/ 2021: Volume

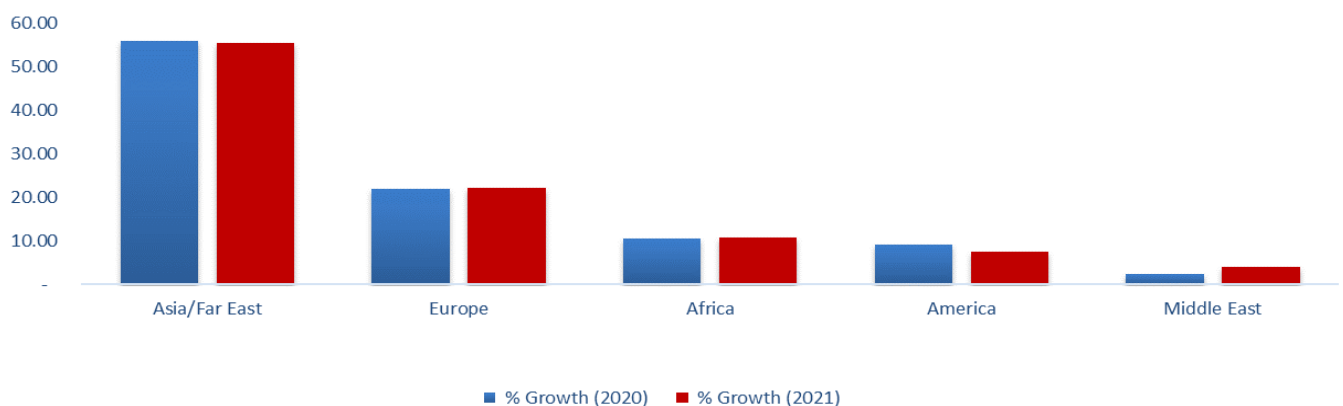
Volume(m ³) in thousands					
CONTINENT	JAN-OCT 2020	% Growth (2020)	JAN-OCT 2021	% Growth (2021)	Volume Variation
	Volume(m ³)		Volume(m ³)		
Asia/Far East	106.163	59.03	156.468	62.93	3.89
Europe	34.304	19.08	41.456	16.67	-2.40
Africa	25.641	14.26	30.138	12.12	-2.14
America	9.739	5.42	11.618	4.67	-0.74
Middle East	3.971	2.21	8.918	3.59	1.38
Oceania	0.019	0.01	0.059	0.02	0.01
Total	179.835	100.00	248.658	100.00	0.00

%in Volume (m³) for Exports in the Major Markets for Jan-Oct 2020 and Jan-Oct 2021



Values (€) in millions					
CONTINENT	JAN-OCT 2020	% Growth (2020)	JAN-OCT 2021	% Growth (2021)	Value Variation
	Value(€)		Value(€)		
Asia/Far East	51.51	55.89	62.84	55.38	-0.50
Europe	20.18	21.89	25.18	22.19	0.30
Africa	9.81	10.65	12.37	10.89	0.25
America	8.44	9.16	8.53	7.51	-1.64
Middle East	2.21	2.40	4.57	4.03	1.63
Oceania	0.02	0.02	0.04	0.03	0.02
Total	92.17	100.00	113.52	100.00	0.00

% in Value (€) for Exports in the Major Markets for Jan-Oct 2020 and Jan-Oct 2021



Export of Timber and Wood Products to Ecowas Countries: Jan-Oct 2020/ 2021

ECOWAS COUNTRIES	JAN-OCT 2020			JAN-OCT 2021		
	Volume(m ³)	Value(€)	UNIT PRICE	Volume(m ³)	Value(€)	UNIT PRICE
Togo	3,224.758	1,197,055.77	371.21	6,481.167	2,844,170.29	438.84
Burkina Faso	5,613.792	1,885,806.00	335.92	6,831.928	2,393,430.12	341.33
Niger	4,894.233	1,584,375.65	323.72	5,025.078	1,901,248.83	378.35
Senegal	2,680.461	839,152.13	313.06	4,216.817	1,378,294.32	326.86
Benin	3,594.772	1,212,613.86	337.33	1,841.960	802,193.33	435.51
Mali	683.784	255,230.11	373.26	522.431	238,013.30	455.59
Cape Verde	643.629	282,337.67	438.67	514.524	231,835.74	450.58
Cote D'Ivoire	95.326	72,104.19	756.40	87.035	78,123.34	897.61
Gambia	110.736	48,135.12	434.68	110.733	44,321.58	400.26
TOTAL	21,541.491	7,376,810.49	342.45	25,631.672	9,911,630.86	386.69

Comparative Export Statistics for Timber and Wood Products: Jan-Oct 2020 / 2021

PRODUCT	% GROWTH			% GROWTH		
	JAN-OCT 2020	JAN-OCT 2021	% Growth in Volume	JAN-OCT 2020	JAN-OCT 2021	% Growth in Value
	Volume(m ³)	Volume(m ³)		Value(€)	Value(€)	
Lumber (Air Dried)	90,047.374	124,774.753	38.57	44,733,061.50	51,449,893.74	15.02
Lumber (Kiln Dried)	29,190.894	34,622.761	18.61	17,404,768.32	19,407,691.07	11.51
Lumber (Overland)	-	32.064	0.00	-	28,857.60	0.00
Plywood (Overland)	18,058.925	20,712.367	14.69	6,122,474.69	8,166,349.25	33.38
Plywood	724.487	3,168.197	337.30	250,322.26	1,216,926.34	386.14
Processed L/Mouldings	8,665.209	8,879.014	2.47	6,096,510.71	6,323,155.61	3.72
Sliced Veneer	7,209.057	9,558.137	32.59	6,676,622.88	9,592,481.14	43.67
Rotary Veneer	7,239.822	6,982.275	-3.56	3,397,175.51	3,087,933.54	-9.10
Sliced Veneer (Overland)	103.108	100.535	-2.49	108,219.64	88,049.20	-18.64
Curly Veneer	2.401	0.339	0.00	15,436.08	494.82	-96.79
Billet	17,228.463	38,716.811	124.73	6,657,609.91	13,577,595.19	103.94
Dowels	-	82.303	0.00	-	68,302.29	0.00
Boules (Air Dried)	1,070.154	678.202	-36.63	575,502.89	425,784.40	-26.02
Boules (Kiln Dried)	159.313	33.952	-78.69	102,586.20	23,426.88	-77.16
Kindling	105.597	-	-100.00	22,421.77	-	-100.00
Briquettes	30.695	316.199	930.12	6,388.13	65,805.44	930.12
TOTAL	179,835.499	248,657.909	38.27	92,169,100.49	113,522,746.51	23.10

Timber and Wood Products Classification

PRODUCT	JAN-OCT 2020			JAN-OCT 2021		
	Volume(m ³)	Value(€)	% Share in Value	Volume(m ³)	Value(€)	% Share in Value
PRIMARY						
Billet	17,228.463	6,657,609.91		38,716.811	13,577,595.19	
SUB TOTAL	17,228.463	6,657,609.91	7.22	38,716.811	13,577,595.19	11.97
SECONDARY						
Lumber (Air Dried)	90,047.374	44,733,061.50		124,774.753	51,449,893.74	
Lumber (Kiln Dried)	29,190.894	17,404,768.32		34,622.761	19,407,691.07	
Lumber (Overland)	-	-		32.064	28,857.60	
Boules (Air Dried)	1,070.154	575,502.89		678.202	425,784.40	
Boules (Kiln Dried)	159.313	102,586.20		33.952	23,426.88	
Veneers	14,554.388	10,197,454.11		16,641.286	12,768,958.70	
Plywood (Overland)	18,058.925	6,122,474.69		20,712.367	8,166,349.25	
Plywood	724.487	250,322.26		3,168.197	1,216,926.34	
Kindling	84.478	17,581.01		-	-	
Briquettes	30.695	6,388.13		316.199	65,805.44	
SUB TOTAL	153,920.708	79,410,139.12	86.16	200,979.781	93,553,693.42	82.41
TERTIARY						
Processed L/Mouldings	8,665.209	6,096,510.71		8,879.014	6,323,155.61	
Dowels	-	-		82.303	68,302.29	
SUB TOTAL	8,665.209	6,096,510.71	6.61	8,961.317	6,391,457.91	5.63
GRAND TOTAL	179,814.380	92,164,259.74	100.00	248,657.909	113,522,746.51	100.00

Product	m ³ /ft container
Logs	11-13m ³ /20ft
Other Products	20m ³ /20ft

Export Performance for Timber and Wood Products

EXPORTERS PERFORMANCE - LUMBER (AIR DRIED)

EXPORTER	VOLUME (m ³)	VALUE (€)	CUMULATIVE: JAN-OCT 2021	
			VOLUME (m ³)	VALUE (€)
Multimodal Freight Services Limited	2,908.284	1,002,735.61	16,706.353	6,273,565.01
Mawuli Elliot Limited	1,283.739	453,863.88	10,560.350	4,041,623.81
Samartex Timber and Plywood Company Limited	864.950	396,414.34	6,036.628	2,486,344.88
3RDI Shipping Agency Limited	1,137.405	392,161.32	8,855.102	3,365,962.97
K Lorvert Company Limited	800.946	276,154.97	1,514.726	515,774.72
Peacrok Company Limited	756.993	261,000.59	9,004.502	3,541,760.55
Africa Timber Resources Limited	328.185	155,586.19	3,457.242	1,805,199.27
Bhakti Ghana Limited	432.985	149,287.17	2,976.378	1,040,670.07
Silver Oak Limited Company	414.907	143,054.12	775.401	263,622.64
Askraf International Company Limited	378.923	130,647.35	4,016.543	1,541,996.46
Logs and Lumber Limited	183.356	94,651.23	1,671.696	826,143.29
Xylogi Company Limited	109.534	87,333.39	367.767	289,272.59
Beghap Company Limited	253.228	87,309.47	1,859.491	689,674.80
Nasorp Merchantile Company Limited	198.886	79,382.80	3,813.725	1,783,804.73
Lebebaba Company Limited	198.371	68,395.54	1,127.812	439,033.46
Duakron Ghana Limited	198.247	68,352.79	4,241.233	1,760,697.61
A List Enterprise Ghana Limited	180.867	65,478.43	1,374.874	540,763.38
Eastwest Exports Limited	163.458	63,402.78	1,856.847	932,092.44
Gran Pa Shipping and Company Limited	181.771	62,672.10	1,285.996	507,393.63
F Wood and Trading Company Limited	180.360	62,185.60	1,390.342	571,211.54
Dark Andoh Global Company Limited	144.175	59,340.81	993.993	676,313.74
Frimp and Son Limited	162.929	56,175.64	1,066.817	434,373.53
Geavag Company Limited	162.332	55,969.80	2,302.456	893,493.34
Ebenezer N Mensah Company Limited	126.666	48,133.08	271.560	98,682.71
Mcken Logistics Company Limited	126.626	43,658.87	632.206	226,555.10
Star Exim Ghana Limited	126.365	43,568.88	1,985.929	758,859.70
Benediction Company Limited	54.254	43,257.67	453.946	330,187.71
Amoasly Company Limited	108.450	37,392.04	993.712	380,733.99
Harvestive Ghana Limited	90.231	31,110.39	270.310	96,670.76
Indiana Woods Limited	72.055	30,276.95	1,093.091	469,612.82
Erivankes Company Limited	54.401	25,790.47	72.860	46,592.95
John Bitar and Company Limited	56.852	25,213.57	1,173.357	484,598.01
Ere Oseiwaa Company Limited	72.368	24,951.47	578.639	221,540.98
Rock Age Impex Limited	72.222	24,901.13	650.758	253,103.66
Smith Timber Export Limited	72.144	24,874.24	433.303	168,926.11
Bombolex Shipping and Logistics Limited	72.092	24,856.31	468.585	156,898.69
Nihar Exim Ghana Limited	54.235	18,699.47	325.298	127,914.46
Krish Sun Company Limited	54.065	18,640.86	689.449	244,617.66
Arena Resources Limited	54.063	18,640.17	1,315.814	513,589.68
Logs Court Limited	36.428	18,214.00	61.892	31,320.41
Green Nations Limited	36.969	17,526.29	2,164.947	1,154,221.13
Tepa Sawmill Company Limited	28.112	15,180.48	55.661	30,056.94
Celik and Glena Company Limited	18.069	14,406.73	126.506	98,926.16
Royal Afro Asia Limited	36.116	12,452.29	36.116	12,452.29
Josanwi Enterprise Limited	36.047	12,428.50	396.365	143,005.15

AIM Manufacturing Company Limited	36.026	12,421.26	577.130	233,678.50
Vickymart Plus Company Limited	36.010	12,415.74	324.080	134,796.24
Nach Company Limited	36.000	12,412.30	774.946	297,972.96
K V Global Company Limited	36.000	12,412.30	180.056	66,103.88
Furmardo Ghana Limited	23.000	10,705.61	23.000	10,705.61
Metamorphosis Company Limited	18.046	8,555.26	18.046	8,555.26
Eight Miles Ghana Limited	18.024	6,991.23	162.708	60,171.60
Speed Bee Timber Company Limited	18.123	6,248.56	290.038	118,485.28
Fortune Exim Ghana Limited	18.008	6,208.91	3,211.156	1,351,282.37
A Lite Lumber Enterprise	-	-	27.394	14,792.76
Absdjaney Ghana Limited	-	-	234.370	99,301.29
Ack International Export Limited	-	-	18.020	6,026.85
Adras Company Limited	-	-	47.567	27,941.71
Akshatha Company Limited	-	-	252.005	84,594.60
Banyan Trade Africa Limited	-	-	107.549	32,135.44
Bawepiah Company Limited	-	-	20.000	9,962.00
Bell Afrique Farms Limited	-	-	36.035	12,030.34
Bempastele Company Limited	-	-	78.733	57,802.89
Best Quote Limited	-	-	342.955	131,120.04
Boison Construction Works Limited	-	-	226.357	133,069.50
Broadwater Company Limited	-	-	24.696	14,323.68
Buadac Company Limited	-	-	630.356	159,755.60
City View Company Limited	-	-	44.440	24,595.81
Concrete Décor Designs Limited	-	-	145.120	52,802.70
Delin Wood Limited	-	-	1,453.749	640,936.87
Donmax Donkor Company Limited	-	-	29.994	17,696.46
Eco Premium Limited	-	-	18.015	8,670.09
Ecod Company Limited	-	-	55.453	36,434.47
Estee Glory Company Limited	-	-	40.000	28,876.22
Felixo Prestige Company Limited	-	-	22.672	9,748.96
G 8 Farms and Company Limited	-	-	108.082	44,108.16
G L Interlink Limited	-	-	7.905	3,003.90
G V Export and Trading Limited	-	-	72.064	24,016.11
Geetanjali Trading Company Limited	-	-	36.004	17,545.92
Ghana Primewood Products Limited	-	-	284.890	147,193.63
Ibrahim and Sons Company Limited	-	-	413.260	215,132.93
Isaac Manu 2010 Limited	-	-	649.284	267,892.32
Jonada Global Company Limited	-	-	180.316	92,139.72
Juben Empire Ghana Limited	-	-	458.394	193,552.04
Kabre Brothers Limited	-	-	25.219	13,471.97
Kete Krachi Timber Recovery Limited	-	-	279.760	243,342.63
Kimpex Ghana Limited	-	-	34.500	10,257.81
Kodeas Family Link Company Limited	-	-	36.351	24,055.16
Kwabena Owusu Timbers Limited	-	-	18.145	9,038.03
Lambro Company Limited	-	-	162.530	131,861.27
Leadway Star Company Limited	-	-	80.000	53,194.57
Makarios Logistics Limited	-	-	126.789	121,504.66
Makro Services Company Limited	-	-	36.090	28,359.34
Man Hey Ghana Limited	-	-	14.586	7,001.28
Masae Ghana Limited	-	-	18.086	8,704.26

Mcdon Woods and Timber Limited	-	-	40.000	28,876.22
Mehnleck Engineer Limited	-	-	40.186	20,093.00
Mere Plantations Limited	-	-	44.185	14,956.96
MKR Commodities Limited	-	-	414.929	186,977.05
Mukhi Brother's Ghana Limited	-	-	162.694	61,930.43
Nabe Wood Processing Limited	-	-	253.878	101,324.87
Naumuro Forest Products Company Limited	-	-	77.362	34,294.73
O A B U Company Limited	-	-	160.000	79,368.96
Pan Afro King Company Limited	-	-	54.343	20,994.91
Panchtatva Associates Limited	-	-	3,386.154	1,385,247.78
Pas Timbers Limited	-	-	133.888	82,608.82
PM Overseas Ghana Limited	-	-	1,588.342	767,728.88
Preknow Investment Company Limited	-	-	18.100	11,324.29
Prestige Innovation and Processing Company	-	-	574.289	109,354.46
Primus Freight Services Limited	-	-	62.001	68,779.89
Rakhishem Company Limited	-	-	40.126	20,759.82
Regent Industries Ghana Limited	-	-	1,638.884	759,334.89
Renas Prestige Company Limited	-	-	1,177.578	443,744.28
Richtuah Company Limited	-	-	578.297	271,801.48
Sandylord Company Limited	-	-	72.211	34,951.78
Specialized Timber Products Limited	-	-	23.045	13,946.01
Star Sawmill Products Limited	-	-	19.614	8,841.65
Swiss Lumber Company Limited	-	-	85.564	43,900.46
Unique A Yeboah Company Limited	-	-	38.700	12,943.35
Western Hardwood Limited	-	-	49.102	22,758.65
Willcells Ghana Limited	-	-	18.354	12,145.70
WR Company Limited	-	-	57.454	21,303.21
GRAND TOTAL	13,322.898	4,934,100.92	124,774.753	51,449,893.74

MOVING SPECIES - LUMBER (AIR DRIED)

SPECIES	VOLUME (m ³)	VALUE (€)	CUMULATIVE: JAN-OCT 2021	
			VOLUME (m ³)	VALUE (€)
Teak	11,167.209	3,883,993.25	99,584.997	39,183,711.69
Denya	960.849	430,342.77	8,172.541	3,894,705.81
Papao/ Apa	272.591	213,806.46	1,864.607	1,651,640.87
Guarea	228.702	98,894.05	540.590	249,169.63
Kako / Ekki	217.002	90,959.64	3,075.376	1,624,363.87
Wawa	177.591	75,007.84	439.482	176,023.47
Dahoma	92.630	35,929.72	1,272.879	457,448.76
Niangon	53.960	31,981.68	765.570	448,755.95
Albizia	36.428	18,214.00	419.593	195,049.12
Emire	25.733	14,153.15	151.118	81,158.12
Black Ofram	29.629	11,851.60	1,208.114	358,361.01
Berlina	22.936	11,238.64	45.543	22,316.07
Potrodum	18.000	9,309.22	412.585	238,835.58
Kroma	19.638	8,418.90	657.933	236,746.75
Rubber Wood	-	-	90.621	15,331.30
Danta	-	-	489.649	170,290.46
Makore	-	-	25.175	14,098.00
Koto / Kyere	-	-	37.806	21,738.45

Mahogany	-	-	170.188	89,230.08
Sapele	-	-	137.213	83,511.40
Yaya	-	-	90.610	27,183.00
Candollei	-	-	20.602	12,254.48
Odum	-	-	46.703	38,713.39
Essa	-	-	23.045	13,946.01
Ofram	-	-	2.289	1,285.19
Utile	-	-	11.795	9,671.90
Avodire	-	-	72.262	16,258.95
Wawabima	-	-	131.444	46,093.06
Walnut / Lova	-	-	365.954	148,439.51
Senya	-	-	2,502.600	1,105,824.67
Ananta	-	-	395.106	104,014.60
Kusia	-	-	228.400	117,549.58
Cedrela	-	-	44.440	24,595.81
Black Hyedua	-	-	24.996	14,800.92
Rosewood	-	-	760.000	453,505.24
Rubberwood	-	-	483.668	94,023.16
Berekankon	-	-	0.833	1,094.62
Kane	-	-	8.426	8,153.26
GRAND TOTAL	13,322.898	4,934,100.92	124,774.753	51,449,893.74

DIRECTION OF TRADE - LUMBER (AIR DRIED)

DESTINATION	VOLUME (m ³)	VALUE (€)	CUMULATIVE: JAN-OCT 2021	
			VOLUME (m ³)	VALUE (€)
India	11,185.209	3,898,344.97	100,915.125	40,004,880.73
Vietnam	602.853	358,416.03	6,488.863	3,653,739.75
United Arab Emirates	382.586	181,376.66	4,559.416	2,223,340.37
China	376.504	149,041.53	4,570.713	1,979,130.13
Belgium	262.728	113,953.29	1,195.996	551,694.90
Cape Verde	228.702	98,894.05	514.524	231,835.74
Egypt	92.630	35,929.72	608.970	256,195.88
Greece	53.960	31,981.68	579.241	342,941.57
Portugal	36.428	18,214.00	506.925	261,807.17
United Kingdom	25.733	14,153.15	268.512	151,378.72
Germany	29.629	11,851.60	611.401	289,395.73
Italy	22.936	11,238.64	187.645	109,047.18
Israel	23.000	10,705.61	45.540	23,102.61
United States of America	-	-	59.814	44,404.43
France	-	-	236.195	109,919.05
Pakistan	-	-	54.926	22,309.08
Turkey	-	-	22.553	13,870.10
Spain	-	-	113.264	57,450.56
Denmark	-	-	24.682	13,081.46
Lebanon	-	-	77.068	30,144.86
Senegal	-	-	1,975.185	608,617.38
Sri Lanka	-	-	521.146	138,809.33
Bangladesh	-	-	293.534	162,568.87
Dominican Republic	-	-	142.872	65,236.20
Poland	-	-	32.601	12,934.36

Indonesia	-	-	35.227	21,328.41
South Korea	-	-	132.815	70,729.20
GRAND TOTAL	13,322.898	4,934,100.92	124,774.753	51,449,893.74

EXPORTERS PERFORMANCE - LUMBER (KILN DRIED)

EXPORTER	VOLUME (m ³)	VALUE (€)	CUMULATIVE: JAN-OCT 2021	
			VOLUME (m ³)	VALUE (€)
Logs and Lumber Limited	780.294	361,788.73	7,242.315	3,687,920.39
Samartex Timber and Plywood Company Limited	467.931	294,185.99	5,469.472	3,976,115.50
John Bitar and Company Limited	355.707	181,670.64	4,606.003	2,380,755.66
Boison Construction Works Limited	305.956	159,647.84	2,795.178	1,333,862.38
Sunstex Company Limited	131.094	70,649.77	1,300.965	697,673.14
Ibrahim and Sons Company Limited	160.075	64,245.24	1,005.345	480,395.93
Ayipah Wood Company Limited	83.785	56,993.97	1,630.952	1,248,035.14
Specialized Timber Products Limited	86.226	53,673.21	1,481.446	745,043.22
Prestige Innovation and Processing Company	226.541	39,054.08	1,174.101	218,898.18
Buadac Company Limited	68.169	35,448.01	344.146	251,599.43
Adras Company Limited	35.185	29,907.25	1,386.826	726,814.13
Kete Krachi Timber Recovery Limited	35.515	29,576.66	199.081	154,755.63
Akwadiaso Company Limited	37.399	28,797.23	178.122	143,133.91
Swiss Lumber Company Limited	35.703	23,081.05	807.319	526,754.37
Carpo Timber and Trading Company Limited	50.032	20,012.80	152.372	59,902.40
Ayum Forest Products Limited	51.281	18,123.00	348.123	153,657.51
Lethnass Limited	41.417	18,053.24	449.131	209,991.45
Peacrok Company Limited	-	-	37.122	12,225.80
Africa Timber Resources Limited	-	-	74.352	49,202.20
Askraf International Company Limited	-	-	54.806	20,725.82
Xylogi Company Limited	-	-	49.887	29,726.52
Nasorp Merchantile Company Limited	-	-	55.385	34,903.46
Logs Court Limited	-	-	868.361	566,905.09
Fortune Exim Ghana Limited	-	-	144.232	47,501.54
Asuo Bomosadu Timber and Sawmills Limited	-	-	516.278	255,305.62
Beb Hill Company Limited	-	-	42.137	23,321.18
Birim Wood Complex Limited	-	-	13.645	3,957.05
Broadwater Company Limited	-	-	91.068	60,686.72
City View Company Limited	-	-	87.129	68,971.21
Concrete Décor Designs Limited	-	-	26.919	12,113.55
Coppon Wood Processing Limited	-	-	34.853	33,120.74
Emanro Wood Processing Limited	-	-	84.865	47,588.21
Evergreen Timbers Limited	-	-	125.059	101,618.17
Fosu and Fosuaa Company Limited	-	-	545.873	297,092.24
Isaac Manu 2010 Limited	-	-	18.030	6,100.65
Manukab Company Limited	-	-	83.008	47,529.59
Modern Wood Technology and Company Limited	-	-	113.772	90,721.52
Mondial Veneer Ghana Limited	-	-	138.629	130,983.51
Mr Bee Company Limited	-	-	105.492	76,226.22
Nana Ajoa Frimpomaa Company Limited	-	-	102.226	80,332.70
Portal Forest Estate	-	-	36.606	24,017.60
Richybee Ventures Company Limited	-	-	33.163	24,817.20

Slyvent Company Limited	-	-	246.348	133,292.80
Super Economic Bussiness Limited	-	-	21.137	14,531.68
Tony Toffey Construction and Wood Processing	-	-	267.326	109,471.21
Western Hardwood Limited	-	-	34.156	9,392.90
GRAND TOTAL	2,952.310	1,484,908.71	34,622.761	19,407,691.07

MOVING SPECIES - LUMBER (KILN DRIED)

SPECIES	VOLUME (m ³)	VALUE (€)	CUMULATIVE: JAN-OCT 2021	
			VOLUME (m ³)	VALUE (€)
Wawa	1,635.157	699,849.51	16,008.019	6,793,867.03
Mahogany	242.587	203,834.58	4,427.062	3,844,639.10
Makore	140.079	99,140.70	337.597	264,439.94
Koto / Kyere	99.769	63,172.44	1,490.522	889,586.09
Edinam	100.393	57,998.38	1,256.013	745,412.93
Sapele	61.187	43,468.25	998.307	746,762.31
Odum	52.108	41,876.88	1,468.053	1,308,823.23
Rubber Wood	226.541	39,054.08	629.636	107,221.31
Cedrela	50.464	35,668.53	2,201.062	1,760,355.66
Essa	52.777	33,436.57	129.318	93,674.84
Utile	35.185	29,907.25	235.565	199,059.41
Mixed Redwood	32.855	24,312.70	296.555	186,634.62
Black Ofram	35.489	21,413.19	1,081.723	530,133.55
Dahoma	55.722	20,775.01	1,261.684	621,732.34
Danta	35.230	19,024.20	88.800	45,358.32
Emire	34.139	18,435.06	397.358	233,751.41
Niangon	29.461	17,259.72	230.019	150,171.96
Subaha	16.168	8,892.40	16.168	8,892.40
Candollei	6.234	4,052.10	16.434	10,376.10
Ceiba	10.765	3,337.15	176.491	52,752.86
Teak	-	-	290.975	113,034.36
Denya	-	-	92.952	57,625.10
Papao/ Apa	-	-	33.168	22,064.28
Guarea	-	-	35.460	17,730.00
Albizia	-	-	46.468	21,375.28
Yaya	-	-	26.919	12,113.55
Ofram	-	-	173.672	87,943.67
White Ofram	-	-	226.742	106,833.73
Hotrohotro / Fotie	-	-	3.823	1,166.02
Otie	-	-	75.828	32,579.64
Avodire	-	-	17.166	10,023.95
Ayan / B'Dua	-	-	120.341	67,554.05
Black and White Ofram	-	-	3.601	2,141.35
Walnut / Lovoa	-	-	25.463	13,392.16
Black Hyedua	-	-	122.957	110,135.83
Rubberwood	-	-	544.465	111,676.87
Ebony	-	-	0.439	422.56
Mansonia	-	-	35.936	26,233.28
GRAND TOTAL	2,952.310	1,484,908.71	34,622.761	19,407,691.07

DIRECTION OF TRADE - LUMBER (KILN DRIED)

DESTINATION	VOLUME (m ³)	VALUE (€)	CUMULATIVE: JAN-OCT 2021	
			VOLUME (m ³)	VALUE (€)
Germany	534.441	281,682.65	5,870.248	2,776,848.49
United States of America	373.442	280,224.16	5,600.077	4,854,444.79
Belgium	357.103	164,063.61	5,573.660	2,646,119.22
Estonia	330.248	155,667.25	2,022.504	912,408.11
France	101.408	72,299.80	486.552	241,276.87
Saudi Arabia	188.095	69,067.79	1,403.454	628,554.44
United Kingdom	131.157	62,939.70	1,158.733	724,420.46
China	271.688	53,452.68	1,648.225	502,213.72
Finland	95.605	49,236.58	1,030.288	517,827.51
Ireland	74.139	40,192.02	729.270	373,494.02
Greece	68.657	35,775.77	542.598	371,712.54
Egypt	52.777	33,436.57	472.094	347,016.03
Cyprus	35.515	29,576.66	107.991	91,181.26
Barbados	35.703	23,081.05	35.703	23,081.05
Lithuania	45.087	22,543.50	92.715	46,119.36
Taiwan	45.877	19,376.74	172.592	73,526.74
Yemen	35.230	19,024.20	35.230	19,024.20
Pakistan	34.030	17,012.95	784.395	465,763.35
Turkey	47.493	16,784.29	359.254	133,877.89
Jordan	45.328	16,019.17	170.134	81,063.53
Qatar	33.119	14,559.18	1,075.194	523,633.21
Italy	16.168	8,892.40	279.465	164,142.98
Spain	-	-	88.000	54,710.43
Portugal	-	-	46.468	21,375.28
India	-	-	290.975	113,034.36
Lebanon	-	-	323.431	269,592.83
Vietnam	-	-	186.636	125,746.90
Canada	-	-	705.293	566,641.46
Morocco	-	-	103.423	72,081.91
United Arab Emirates	-	-	362.183	228,436.78
South Africa	-	-	804.513	378,669.81
Dominican Republic	-	-	584.544	339,219.09
Netherlands	-	-	622.260	284,979.42
Ukraine	-	-	38.737	18,206.39
Israel	-	-	544.547	265,845.90
Poland	-	-	34.831	28,561.42
New Zealand	-	-	17.904	11,190.00
Australia	-	-	41.003	27,269.60
Malaysia	-	-	17.405	8,702.50
Iraq	-	-	84.359	38,648.22
Chile	-	-	40.413	19,299.02
Reunion Island	-	-	35.460	17,730.00
GRAND TOTAL	2,952.310	1,484,908.71	34,622.761	19,407,691.07

EXPORTERS PERFORMANCE - PLYWOOD (OVERLAND)

EXPORTER	VOLUME (m ³)	VALUE (€)	CUMULATIVE: JAN-OCT 2021	
			VOLUME (m ³)	VALUE (€)
Logs and Lumber Limited	957.336	653,362.79	7,643.760	3,382,181.49
Jussak Company Limited	588.215	244,495.80	4,651.738	1,830,464.98
Wood Pillar Limited	606.077	184,500.00	4,507.131	1,522,912.62
John Bitar and Company Limited	128.296	53,679.29	1,584.076	668,883.26
Naumuro Forest Products Company Limited	71.460	26,376.03	726.373	285,224.04
Ayum Forest Products Limited	42.866	11,660.40	385.792	111,573.14
Asuo Bomosadu Timber and Sawmills Limited	-	-	937.686	295,668.95
Samartex Timber and Plywood Company Limited	-	-	192.461	40,623.83
Munro Forest Products Company Limited	-	-	83.350	28,816.94
GRAND TOTAL	2,394.250	1,174,074.30	20,712.367	8,166,349.25

MOVING SPECIES - PLYWOOD (OVERLAND)

SPECIES	VOLUME (m ³)	VALUE (€)	CUMULATIVE: JAN-OCT 2021	
			VOLUME (m ³)	VALUE (€)
Ceiba	2,265.954	1,120,395.02	18,970.162	7,414,317.15
Mixed Redwood	128.296	53,679.29	1,158.466	496,237.94
Ofram	-	-	232.190	113,995.20
Black Ofram	-	-	196.162	82,739.84
Makore	-	-	85.731	30,480.00
Danta	-	-	42.866	17,068.80
Sapele	-	-	26.790	11,510.32
GRAND TOTAL	2,394.250	1,174,074.30	20,712.367	8,166,349.25

DIRECTION OF TRADE - PLYWOOD (OVERLAND)

DESTINATION	VOLUME (m ³)	VALUE (€)	CUMULATIVE: JAN-OCT 2021	
			VOLUME (m ³)	VALUE (€)
Togo	1,000.813	678,826.82	6,481.167	2,844,170.29
Niger	491.172	184,432.80	5,025.078	1,901,248.83
Burkina Faso	658.167	209,339.68	6,818.427	2,383,504.27
Benin	244.098	101,475.00	1,809.896	773,335.73
Gambia	-	-	55.368	26,076.83
Mali	-	-	522.431	238,013.30
GRAND TOTAL	2,394.250	1,174,074.30	20,712.367	8,166,349.25

EXPORTERS PERFORMANCE - BILLET

EXPORTER	VOLUME (m ³)	VALUE (€)	CUMULATIVE: JAN-OCT 2021	
			VOLUME (m ³)	VALUE (€)
Mawuli Elliot Limited	425.485	128,363.61	4,364.948	1,528,559.37
3RDI Shipping Agency Limited	412.830	124,545.75	4,598.443	1,562,532.19
Rock Age Impex Limited	334.039	100,775.47	2,131.134	747,722.27
Krish Sun Company Limited	245.668	74,115.03	5,400.668	2,085,761.34
Star Exim Ghana Limited	154.335	46,560.98	1,866.921	644,790.99
Avenue Wood Limited	111.730	33,707.57	287.523	99,171.54
Arena Resources Limited	99.170	29,918.37	1,831.618	687,455.49
Mere Plantations Limited	85.503	25,795.21	346.138	87,794.72

Mcken Logistics Company Limited	82.585	24,914.88	367.598	119,668.05
Silver Oak Limited Company	77.222	23,296.93	121.316	36,200.90
Ack International Export Limited	89.228	19,538.71	528.581	104,316.54
K V Global Company Limited	46.500	14,028.48	240.312	87,343.82
Speed Bee Timber Company Limited	45.400	13,696.62	278.017	104,583.86
Kimpex Ghana Limited	44.800	13,515.61	1,937.547	621,650.65
Absdjaney Ghana Limited	44.245	13,348.17	859.068	315,248.61
Multimodal Freight Services Limited	44.195	13,333.09	898.220	333,681.01
Nach Company Limited	44.112	13,308.05	529.917	164,581.09
Josanwi Enterprise Limited	44.105	13,305.94	220.448	73,193.83
Askraf International Company Limited	79.339	10,941.99	606.268	134,703.83
Royal Afro Asia Limited	22.201	6,697.77	253.528	74,180.31
Peacrok Company Limited	22.041	6,649.50	66.121	23,748.84
Pan Afro King Company Limited	11.011	3,321.88	209.612	68,891.38
Africa Timber Resources Limited	-	-	33.933	6,553.40
Bhakti Ghana Limited	-	-	159.152	54,187.62
Beghap Company Limited	-	-	22.252	6,465.51
Duakron Ghana Limited	-	-	46.509	13,698.18
Eastwest Exports Limited	-	-	471.861	188,939.11
Gran Pa Shipping and Company Limited	-	-	22.035	9,359.91
F Wood and Trading Company Limited	-	-	33.100	13,938.79
Dark Andoh Global Company Limited	-	-	1,696.617	659,990.76
Frimp and Son Limited	-	-	33.061	13,823.20
Geavag Company Limited	-	-	344.900	130,836.89
Indiana Woods Limited	-	-	33.375	12,506.46
Smith Timber Export Limited	-	-	144.043	45,143.28
Bombalex Shipping and Logistics Limited	-	-	58.497	18,871.86
Nihar Exim Ghana Limited	-	-	44.532	18,843.03
AIM Manufacturing Company Limited	-	-	798.717	307,313.20
Eight Miles Ghana Limited	-	-	155.763	45,502.47
African Agro Forestry Limited Company	-	-	55.382	16,207.37
Akshatha Company Limited	-	-	101.300	29,779.33
Anish AG International Limited	-	-	22.008	9,312.35
Banyan Trade Africa Limited	-	-	1,026.425	358,323.14
Beloved Knowledge Links Limited	-	-	889.609	345,114.94
Brown Brothers Company Limited	-	-	100.360	42,391.14
Evans Timbers Limited	-	-	346.459	101,916.38
Felisco Sun Ghana Limited	-	-	100.252	29,338.44
Masae Ghana Limited	-	-	168.442	52,816.87
Mashwar Company Limited	-	-	52.011	21,833.45
Mukhi Brother's Ghana Limited	-	-	34.252	14,493.21
Multigreen Company Limited	-	-	56.310	23,543.89
Nabe Wood Processing Limited	-	-	443.813	174,918.10
Panchtatva Associates Limited	-	-	397.612	132,877.83
PM Overseas Ghana Limited	-	-	1,164.781	493,687.93
PVN International Limited	-	-	491.186	75,157.49
Richtuah Company Limited	-	-	366.835	109,873.66
Zenith Impex Ghana Limited	-	-	857.481	294,255.38
GRAND TOTAL	2,565.744	753,679.64	38,716.811	13,577,595.19

MOVING SPECIES - BILLET

SPECIES	VOLUME (m ³)	VALUE (€)	CUMULATIVE: JAN-OCT 2021	
			VOLUME (m ³)	VALUE (€)
Teak	2,441.341	736,522.67	37,051.000	13,323,319.99
Gmelina	124.403	17,156.97	1,665.811	254,275.19
GRAND TOTAL	2,565.744	753,679.64	38,716.811	13,577,595.19

DIRECTION OF TRADE - BILLET

DESTINATION	VOLUME (m ³)	VALUE (€)	CUMULATIVE: JAN-OCT 2021	
			VOLUME (m ³)	VALUE (€)
India	2,565.744	753,679.64	37,532.143	13,136,138.59
United Arab Emirates	-	-	819.443	320,716.82
Vietnam	-	-	187.171	79,198.53
Bangladesh	-	-	155.254	31,893.78
China	-	-	22.800	9,647.47
GRAND TOTAL	2,565.744	753,679.64	38,716.811	13,577,595.19

EXPORTERS PERFORMANCE - SLICED VENEER

EXPORTER	VOLUME (m ³)	VALUE (€)	CUMULATIVE: JAN-OCT 2021	
			VOLUME (m ³)	VALUE (€)
Logs and Lumber Limited	300.979	280,170.24	2,651.810	2,954,421.94
Samartex Timber and Plywood Company Limited	283.832	221,708.00	2,058.536	1,799,319.26
John Bitar and Company Limited	73.027	92,203.99	1,854.554	1,887,640.16
Mondial Veneer Ghana Limited	111.969	89,671.04	2,092.545	1,914,509.75
Ayum Forest Products Limited	28.692	38,248.11	807.305	995,723.25
Xylogi Company Limited	-	-	93.387	40,866.77
GRAND TOTAL	798.499	722,001.38	9,558.137	9,592,481.14

MOVING SPECIES - SLICED VENEER

SPECIES	VOLUME (m ³)	VALUE (€)	CUMULATIVE: JAN-OCT 2021	
			VOLUME (m ³)	VALUE (€)
Asanfina	324.349	281,905.04	3,481.261	3,214,076.87
Sapele	74.325	105,177.60	645.936	902,157.45
Chenchen	62.677	64,041.69	992.619	956,316.59
Ceiba	98.652	54,021.68	800.235	459,295.52
Edinam	28.165	46,143.83	153.857	239,465.49
Mahogany	26.138	31,104.63	518.700	722,384.14
Koto / Kyere	19.008	26,407.10	939.318	1,223,042.39
Yaya	44.350	23,399.43	126.906	132,900.52
Makore	31.972	20,248.96	710.547	547,502.30
White Ofram	40.436	20,217.85	51.303	33,584.47
Black and White Ofram	9.842	14,762.93	9.842	14,762.93
Avodire	16.216	13,151.18	16.216	13,151.18
Candollei	6.598	7,220.17	43.262	37,773.16
Black Ofram	4.909	4,936.69	180.994	266,762.59
Odum	5.491	3,843.94	28.279	47,200.99
Ohaa	3.837	3,269.12	48.293	56,907.63
Hyedua	1.534	2,149.55	30.876	39,200.02

Wawa	-	-	68.984	102,487.57
Essa	-	-	111.850	120,057.92
Mixed Redwood	-	-	160.678	66,984.72
Dahoma	-	-	0.017	16,882.36
Emire	-	-	15.387	11,759.97
Niangon	-	-	5.214	4,816.61
Guarea	-	-	2.306	2,690.82
Albizia	-	-	21.467	24,592.45
Berlina	-	-	6.329	7,710.41
Ofram	-	-	173.849	127,378.67
Ayan / B'Dua	-	-	3.353	2,347.41
Wawabima	-	-	10.258	15,501.46
Walnut / Lovoa	-	-	21.565	21,684.16
Akasa	-	-	149.471	126,368.59
Black Hyedua	-	-	2.246	3,615.08
Nyankom	-	-	0.801	800.87
Entedua	-	-	10.035	11,106.31
Mansonia	-	-	1.077	2,244.26
Antadua	-	-	10.772	14,217.71
Bediwonua	-	-	4.034	2,749.57
GRAND TOTAL	798.499	722,001.38	9,558.137	9,592,481.14

DIRECTION OF TRADE - SLICED VENEER

DESTINATION	VOLUME (m ³)	VALUE (€)	CUMULATIVE: JAN-OCT 2021	
			VOLUME (m ³)	VALUE (€)
Italy	210.398	174,322.80	4,091.638	3,758,047.10
Spain	83.024	93,922.43	552.502	626,787.45
Portugal	129.156	86,758.22	339.744	236,137.84
Denmark	36.137	79,101.15	253.401	510,976.30
United States of America	43.981	68,975.99	341.250	555,175.14
Egypt	124.210	58,415.54	1,264.318	843,689.10
India	32.831	40,657.15	305.638	484,726.23
China	28.692	38,248.11	551.896	799,939.15
Lebanon	43.751	33,970.02	228.661	169,815.02
Vietnam	37.274	24,401.96	287.502	244,555.24
Belgium	29.046	23,228.00	138.065	200,938.96
Germany	-	-	294.588	432,314.54
Greece	-	-	70.633	77,150.51
Morocco	-	-	367.915	182,939.32
Qatar	-	-	56.344	28,172.11
United Arab Emirates	-	-	207.493	184,473.68
South Africa	-	-	42.609	34,702.55
Israel	-	-	30.019	43,481.77
Pakistan	-	-	36.687	53,636.01
Turkey	-	-	33.625	53,557.74
Colombia	-	-	19.971	17,352.93
Latvia	-	-	33.289	30,945.43
Hong Kong	-	-	10.351	22,967.02
GRAND TOTAL	798.499	722,001.38	9,558.137	9,592,481.14

EXPORTERS PERFORMANCE - PROCESSED L/MOULDTINGS

EXPORTER	VOLUME (m ³)	VALUE (€)	CUMULATIVE: JAN-OCT 2021	
			VOLUME (m ³)	VALUE (€)
Logs and Lumber Limited	402.643	259,434.91	3,940.796	2,338,281.17
Samartex Timber and Plywood Company Limited	277.263	201,012.36	2,689.007	2,165,530.07
John Bitar and Company Limited	161.798	143,559.26	1,252.104	1,007,839.07
Modern Wood Technology and Company Limited	28.084	34,997.03	217.906	228,841.67
Ayum Forest Products Limited	-	-	133.957	96,926.39
Xylogi Company Limited	-	-	95.142	68,502.24
Asuo Bomosadu Timber and Sawmills Limited	-	-	545.613	413,958.04
Birim Wood Complex Limited	-	-	4.489	3,276.97
GRAND TOTAL	869.788	639,003.56	8,879.014	6,323,155.61

MOVING SPECIES - PROCESSED L/MOULDTINGS

SPECIES	VOLUME (m ³)	VALUE (€)	CUMULATIVE: JAN-OCT 2021	
			VOLUME (m ³)	VALUE (€)
Wawa	415.693	223,726.07	4,853.156	2,582,631.37
Mixed Redwood	72.004	64,744.92	333.494	264,583.23
Essa	48.378	58,380.20	120.615	165,473.14
Denya	75.562	55,981.78	459.654	361,178.14
Odum	28.598	54,724.70	154.289	201,229.15
Niangon	40.443	48,662.34	269.571	308,224.36
Ofram	45.855	30,765.70	51.375	37,768.90
Makore	20.969	23,027.57	177.338	191,385.49
Hotrohoto / Fotie	26.997	22,222.68	552.129	471,087.09
Dahoma	20.867	14,606.90	236.289	170,839.91
Ayan / B'Dua	10.211	11,087.13	68.498	67,011.03
Cedrela	11.302	10,171.80	42.654	36,821.00
Sapele	38.273	6,889.14	263.492	265,261.59
Ceiba	5.626	3,938.20	281.312	189,899.12
Edinam	2.648	3,257.04	282.160	275,190.02
Guarea	2.342	2,576.20	102.846	112,130.29
Black Ofram	1.285	1,619.10	19.161	24,650.42
Danta	1.069	1,069.00	51.729	40,592.58
Wawabima	1.129	1,016.10	6.336	5,702.40
Candollei	0.537	537.00	16.920	19,116.15
Mahogany	-	-	114.215	117,429.13
Koto / Kyere	-	-	8.802	11,085.57
Papao/ Apa	-	-	53.757	77,206.57
Kako / Ekki	-	-	16.824	14,344.24
Potrodum	-	-	60.959	58,279.32
Otie	-	-	23.629	16,540.30
Ananta	-	-	19.302	15,441.60
Kusia	-	-	195.361	180,937.35
Black Hyedua	-	-	4.680	7,386.00
Mixed Whitewood	-	-	19.186	13,870.73
Tetekon	-	-	19.281	19,859.43
GRAND TOTAL	869.788	639,003.56	8,879.014	6,323,155.61

DIRECTION OF TRADE - PROCESSED L/MOULDINGS

DESTINATION	VOLUME (m ³)	VALUE (€)	CUMULATIVE: JAN-OCT 2021	
			VOLUME (m ³)	VALUE (€)
United Kingdom	187.934	199,163.99	666.226	660,844.77
France	154.002	134,178.14	1,113.696	1,057,324.65
Belgium	173.644	121,681.90	1,170.490	1,026,195.65
Germany	231.520	111,710.94	3,981.749	2,289,520.15
Croatia	104.015	48,367.16	573.951	257,521.53
Greece	18.673	23,901.44	213.257	237,084.09
United States of America	-	-	46.447	44,124.65
Denmark	-	-	554.689	260,451.42
Spain	-	-	65.259	67,979.88
Italy	-	-	82.116	59,897.15
China	-	-	19.799	15,728.83
South Africa	-	-	21.868	10,435.55
Netherlands	-	-	66.268	60,947.34
Finland	-	-	77.413	73,054.03
Lebanon	-	-	1.576	2,224.18
Israel	-	-	95.526	89,939.80
Bulgaria	-	-	46.690	39,398.60
Russia	-	-	81.994	70,483.36
GRAND TOTAL	869.788	639,003.56	8,879.014	6,323,155.61

EXPORTERS PERFORMANCE - ROTARY VENEER

EXPORTER	VOLUME (m ³)	VALUE (€)	CUMULATIVE: JAN-OCT 2021	
			VOLUME (m ³)	VALUE (€)
Samartex Timber and Plywood Company Limited	350.571	154,680.88	3,534.714	1,782,294.43
John Bitar and Company Limited	348.432	136,823.89	3,447.561	1,305,639.11
GRAND TOTAL	699.003	291,504.77	6,982.275	3,087,933.54

MOVING SPECIES - ROTARY VENEER

SPECIES	VOLUME (m ³)	VALUE (€)	CUMULATIVE: JAN-OCT 2021	
			VOLUME (m ³)	VALUE (€)
Essa	326.656	141,287.03	3,963.440	1,944,570.30
Ceiba	316.740	122,809.80	2,316.516	792,806.88
Wawabima	32.507	14,009.95	280.058	139,196.86
Otie	23.100	13,398.00	269.392	148,437.90
Ohaa	-	-	99.002	46,974.63
Chenchen	-	-	31.757	9,313.97
Bombax	-	-	17.170	5,151.00
Ogea	-	-	4.940	1,482.00
GRAND TOTAL	699.003	291,504.77	6,982.275	3,087,933.54

DIRECTION OF TRADE - ROTARY VENEER

DESTINATION	VOLUME (m ³)	VALUE (€)	CUMULATIVE: JAN-OCT 2021	
			VOLUME (m ³)	VALUE (€)
United States of America	267.144	110,508.67	2,881.163	1,331,230.12
Egypt	112.523	48,495.44	518.754	232,965.10

Canada	59.512	30,778.36	1,160.484	665,018.21
Greece	82.425	24,727.50	82.425	24,727.50
Denmark	48.300	23,667.00	190.503	92,314.89
Spain	44.608	22,269.04	1,227.579	404,670.76
Italy	41.845	18,057.06	327.776	131,488.31
Morocco	42.646	13,001.70	302.072	97,912.81
Belgium	-	-	246.779	88,198.50
Qatar	-	-	44.740	19,407.34
GRAND TOTAL	699.003	291,504.77	6,982.275	3,087,933.54

EXPORTERS PERFORMANCE - PLYWOOD

EXPORTER	VOLUME (m ³)	VALUE (€)	CUMULATIVE: JAN-OCT 2021	
			VOLUME (m ³)	VALUE (€)
Techno Timber Company Limited	250.190	75,666.10	1,246.439	627,835.08
Samartex Timber and Plywood Company Limited	100.084	61,553.88	1,753.870	520,136.02
Logs and Lumber Limited	-	-	112.523	50,710.50
Jussak Company Limited	-	-	55.365	18,244.75
GRAND TOTAL	350.274	137,219.98	3,168.197	1,216,926.34

MOVING SPECIES - PLYWOOD

SPECIES	VOLUME (m ³)	VALUE (€)	CUMULATIVE: JAN-OCT 2021	
			VOLUME (m ³)	VALUE (€)
Ceiba	200.100	87,958.10	2,094.602	779,622.98
Mixed Redwood	50.158	18,056.88	185.379	63,569.74
Black Ofram	50.008	16,002.56	161.278	59,620.40
Walnut / Lova	50.008	15,202.43	568.223	261,960.03
Otie	-	-	129.510	42,690.77
Mixed Whitewood	-	-	29.205	9,462.42
GRAND TOTAL	350.274	137,219.98	3,168.197	1,216,926.34

DIRECTION OF TRADE - PLYWOOD

DESTINATION	VOLUME (m ³)	VALUE (€)	CUMULATIVE: JAN-OCT 2021	
			VOLUME (m ³)	VALUE (€)
Senegal	250.190	75,666.10	2,241.632	769,676.94
Greece	100.084	61,553.88	871.200	429,004.65
Gambia	-	-	55.365	18,244.75
GRAND TOTAL	350.274	137,219.98	3,168.197	1,216,926.34

EXPORTERS PERFORMANCE - SLICED VENEER (OVERLAND)

EXPORTER	VOLUME (m ³)	VALUE (€)	CUMULATIVE: JAN-OCT 2021	
			VOLUME (m ³)	VALUE (€)
Logs and Lumber Limited	56.436	55,031.33	100.535	88,049.20
GRAND TOTAL	56.436	55,031.33	100.535	88,049.20

MOVING SPECIES - SLICED VENEER (OVERLAND)

SPECIES	VOLUME (m ³)	VALUE (€)	CUMULATIVE: JAN-OCT 2021	
			VOLUME (m ³)	VALUE (€)
Sapele	22.674	27,124.03	42.366	43,369.10
Makore	17.457	16,292.91	29.626	24,825.41
Edinam	6.300	4,525.49	13.501	9,925.85
Asanfina	5.107	3,404.78	7.733	4,717.66
Yaya	2.512	2,093.22	4.923	3,620.28
Mahogany	2.386	1,590.90	2.386	1,590.90
GRAND TOTAL	56.436	55,031.33	100.535	88,049.20

DIRECTION OF TRADE - SLICED VENEER (OVERLAND)

DESTINATION	VOLUME (m ³)	VALUE (€)	CUMULATIVE: JAN-OCT 2021	
			VOLUME (m ³)	VALUE (€)
Cote D'Ivoire	50.136	50,505.84	87.03	78,123.34
Burkina Faso	6.300	4,525.49	13.50	9,925.85
GRAND TOTAL	56.436	55,031.33	100.535	88,049.20

EXPORTERS PERFORMANCE - LUMBER (OVERLAND)

EXPORTER	VOLUME (m ³)	VALUE (€)	CUMULATIVE: JAN-OCT 2021	
			VOLUME (m ³)	VALUE (€)
John Bitar and Company Limited	32.064	28,857.60	32.064	28,857.60
GRAND TOTAL	32.064	28,857.60	32.064	28,857.60

MOVING SPECIES - LUMBER (OVERLAND)

SPECIES	VOLUME (m ³)	VALUE (€)	CUMULATIVE: JAN-OCT 2021	
			VOLUME (m ³)	VALUE (€)
Denya	32.064	28,857.60	32.064	28,857.60
GRAND TOTAL	32.064	28,857.60	32.064	28,857.60

DIRECTION OF TRADE - LUMBER (OVERLAND)

DESTINATION	VOLUME (m ³)	VALUE (€)	CUMULATIVE: JAN-OCT 2021	
			VOLUME (m ³)	VALUE (€)
Benin	32.064	28,857.60	32.064	28,857.60
GRAND TOTAL	32.064	28,857.60	32.064	28,857.60

EXPORTERS PERFORMANCE - DOWELS

EXPORTER	VOLUME (m ³)	VALUE (€)	CUMULATIVE: JAN-OCT 2021	
			VOLUME (m ³)	VALUE (€)
John Bitar and Company Limited	9.332	11,376.10	82.303	68,302.29
GRAND TOTAL	9.332	11,376.10	82.303	68,302.29

MOVING SPECIES - DOWELS

SPECIES	VOLUME (m ³)	VALUE (€)	CUMULATIVE: JAN-OCT 2021	
			VOLUME (m ³)	VALUE (€)
Koto / Kyere	9.332	11,376.10	23.376	26,991.11
Mixed Whitewood	-	-	30.702	21,122.98
Ohaa	-	-	16.972	12,446.15
Wawa	-	-	8.011	5,511.57
Avodire	-	-	2.111	1,452.37
Yaya	-	-	1.131	778.13
GRAND TOTAL	9.332	11,376.10	82.303	68,302.29

DIRECTION OF TRADE - DOWELS

DESTINATION	VOLUME (m ³)	VALUE (€)	CUMULATIVE: JAN-OCT 2021	
			VOLUME (m ³)	VALUE (€)
Spain	9.332	11,376.10	23.376	26,991.11
Belgium	-	-	58.927	41,311.19
GRAND TOTAL	9.332	11,376.10	82.303	68,302.29

EXPORTERS PERFORMANCE - BRIQUETTES

EXPORTER	VOLUME (m ³)	VALUE (€)	CUMULATIVE: JAN-OCT 2021	
			VOLUME (m ³)	VALUE (€)
Sustainable Biomass Solution Ghana Limited	16.528	3,439.71	316.199	65,805.44
GRAND TOTAL	16.528	3,439.71	316.199	65,805.44

MOVING SPECIES - BRIQUETTES

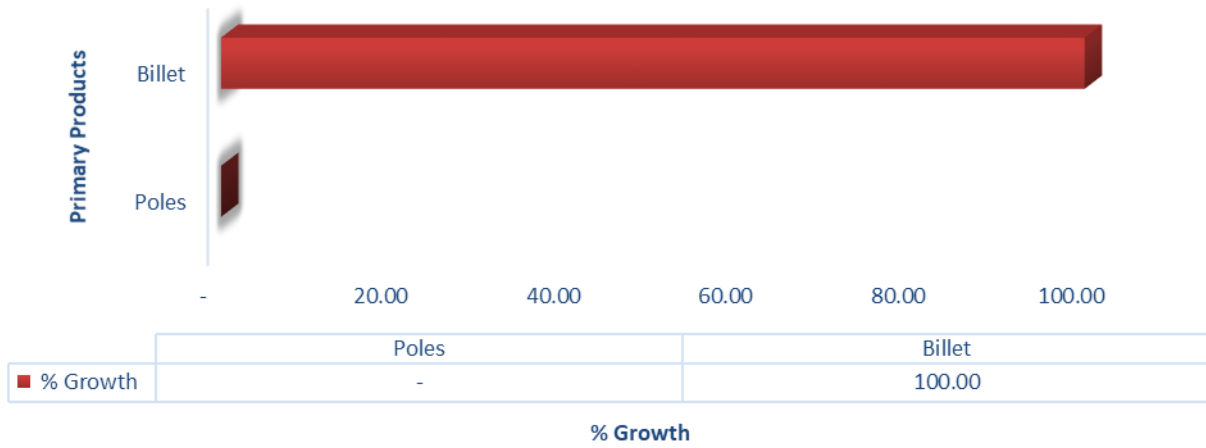
SPECIES	VOLUME (m ³)	VALUE (€)	CUMULATIVE: JAN-OCT 2021	
			VOLUME (m ³)	VALUE (€)
Wawa	16.528	3,439.71	316.199	65,805.44
GRAND TOTAL	16.528	3,439.71	316.199	65,805.44

DIRECTION OF TRADE - BRIQUETTES

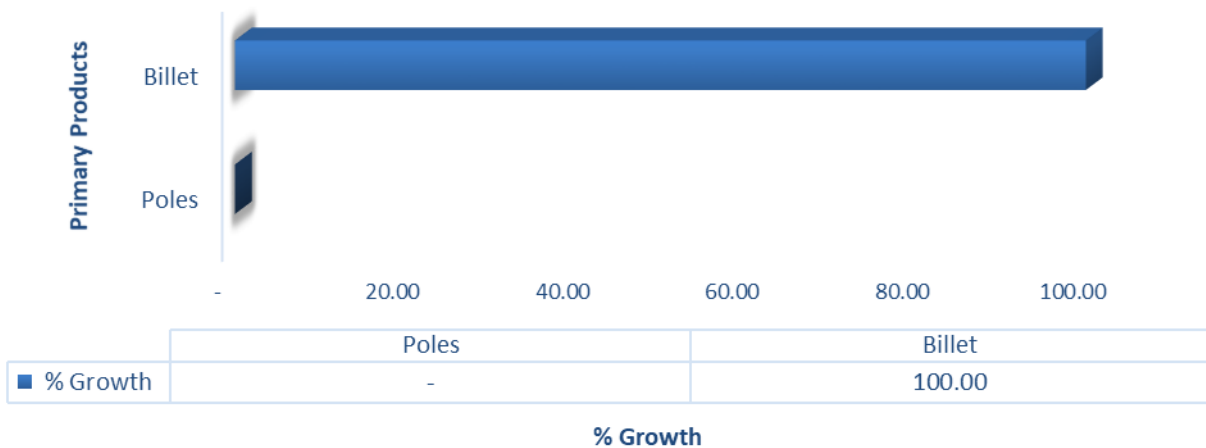
DESTINATION	VOLUME (m ³)	VALUE (€)	CUMULATIVE: JAN-OCT 2021	
			VOLUME (m ³)	VALUE (€)
United Kingdom	16.528	3,439.71	316.199	65,805.44
GRAND TOTAL	16.528	3,439.71	316.199	65,805.44

APPENDIX A

Cumulative Volumes (m³) for Primary Wood Products - Jan-Oct 2021

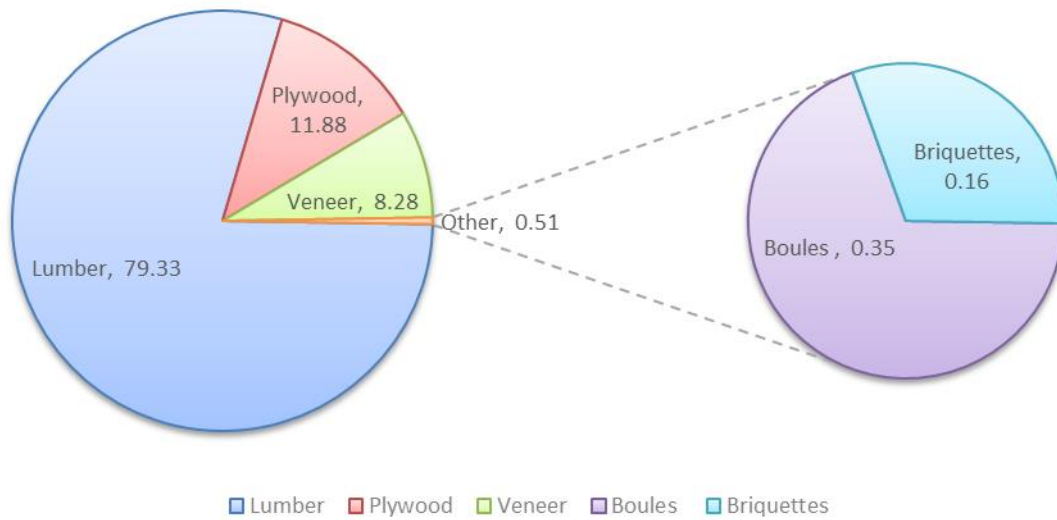


Cumulative Values (€) for Primary Wood Products - Jan-Oct 2021



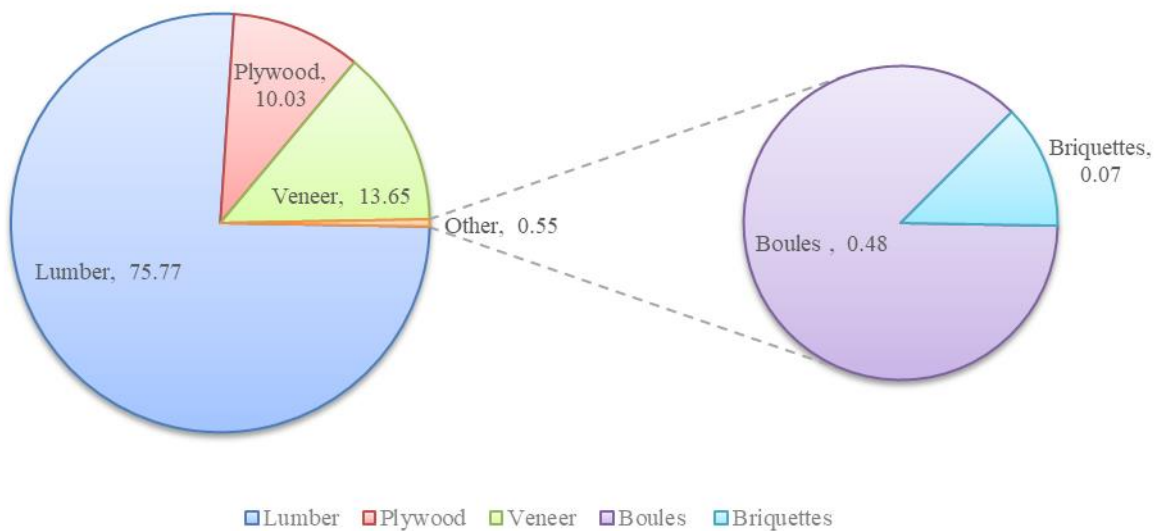
APPENDIX B

Secondary Wood Products - Volumes(m³)



■ Lumber ■ Plywood ■ Veneer ■ Boules ■ Briquettes


Secondary Wood Products - Value (€)



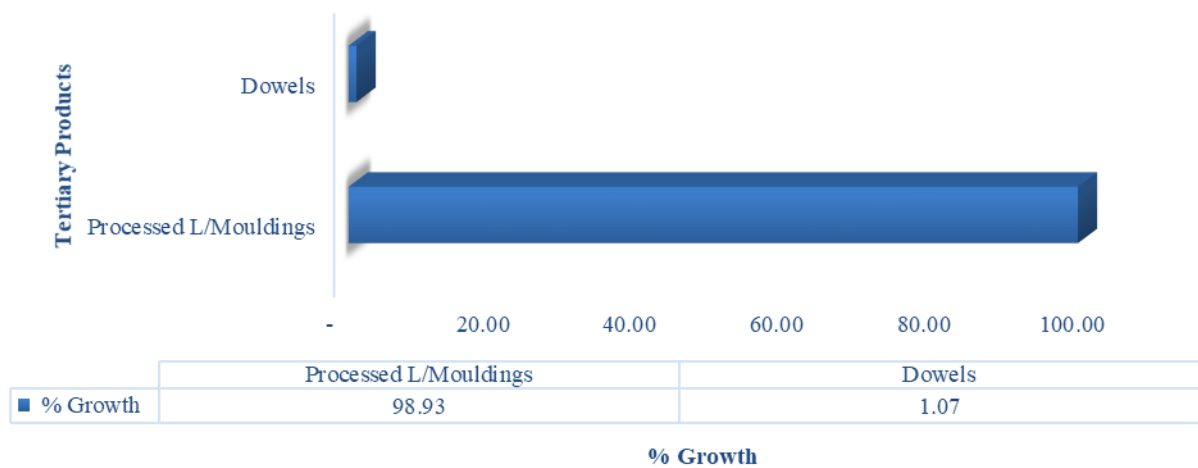
■ Lumber ■ Plywood ■ Veneer ■ Boules ■ Briquettes

APPENDIX C

Cumulative Volumes (m³) for Tertiary Wood Products - Jan-Oct 2021

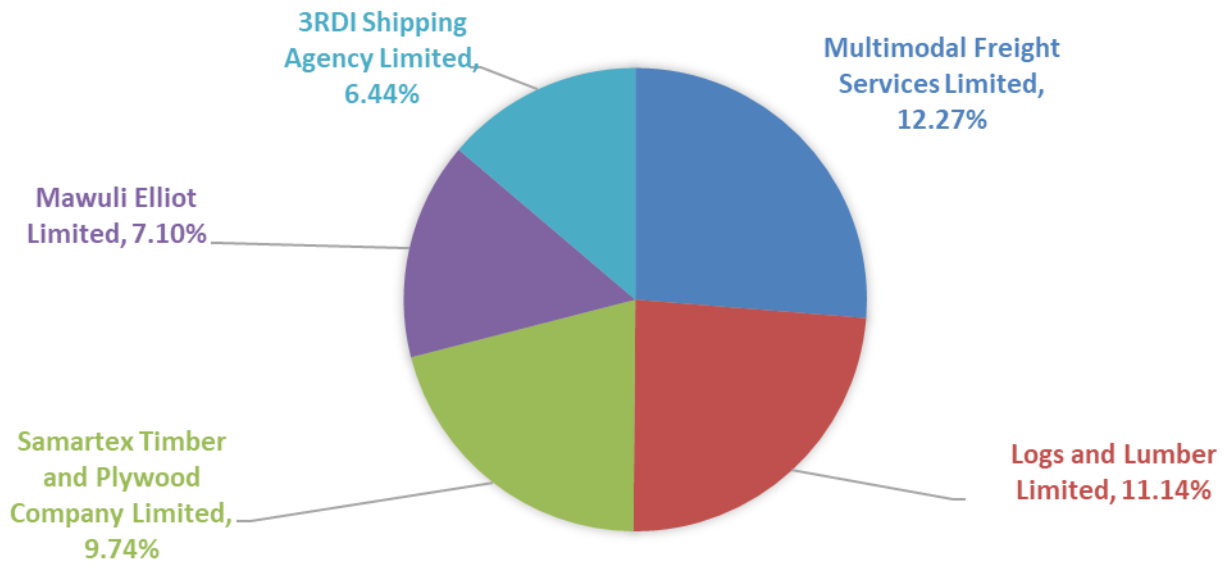


Cumulative Values (€) for Tertiary Wood Products - Jan-Oct 2021

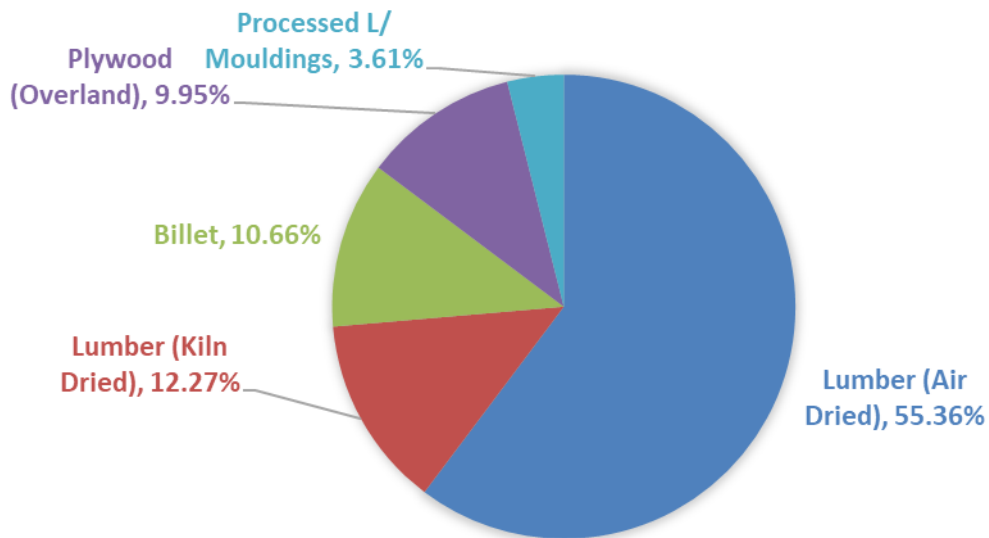


APPENDIX D

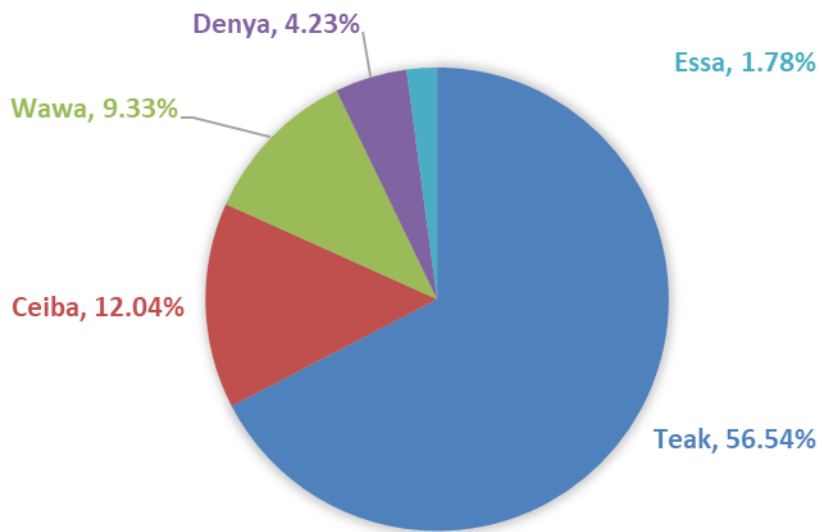
TOP 5 EXPORTERS FOR OCTOBER 2021



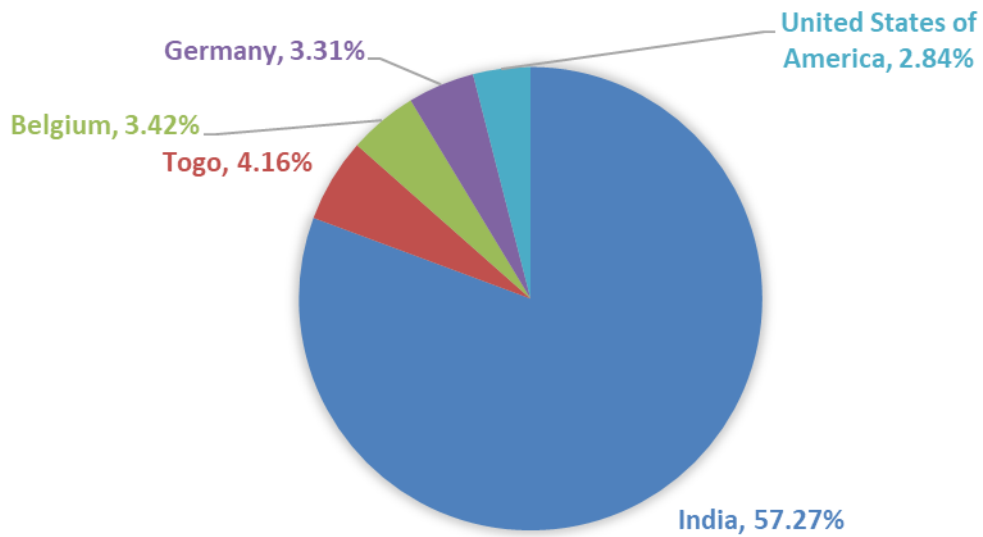
TOP 5 PRODUCTS FOR OCTOBER 2021



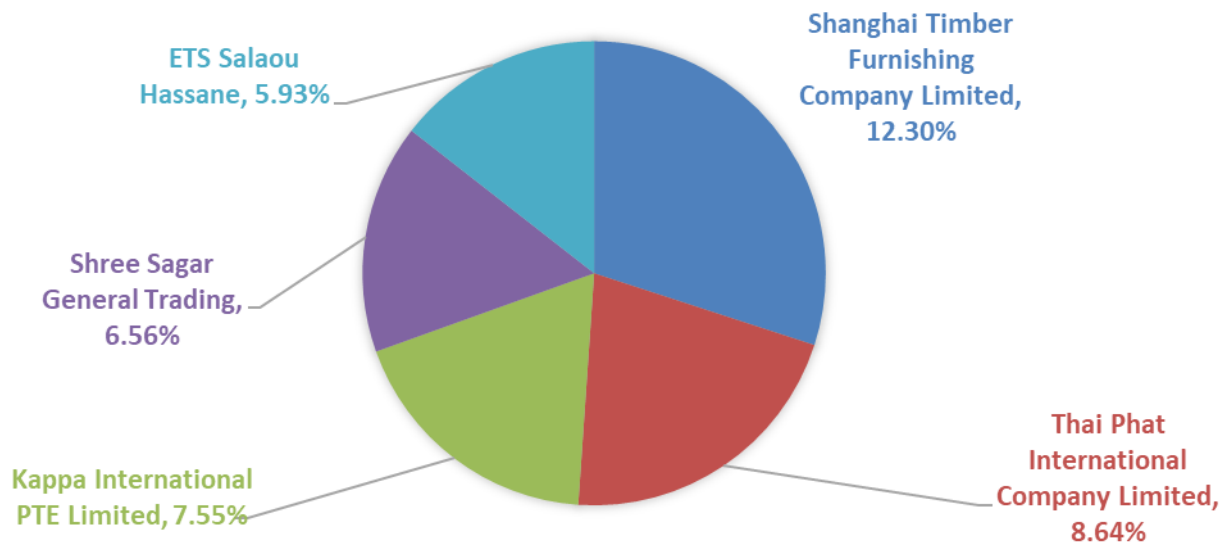
TOP 5 SPECIES FOR OCTOBER 2021



TOP 5 DESTINATIONS FOR OCTOBER 2021



TOP 5 BUYERS FOR OCTOBER 2021



GHANA FORESTRY COMMISSION

V
I
S
I
O
N

“TO LEAVE FUTURE
GENERATIONS AND ITS
COMMUNITIES WITH RICHER,
BETTER, MORE VALUABLE
FORESTRY AND WILDLIFE
ENDOWMENTS THAN WE
INHERITED.”

M
I
S
S
I
O
N

“TO SUSTAINABLY
DEVELOP AND MANAGE
GHANA’S FORESTRY
AND WILDLIFE
RESOURCES.”