





## REPORT ON EXPORT OF TIMBER AND WOOD PRODUCTS, AUGUST 2019

### SUMMARY

The export of Ghana's timber and wood products in the month of August, 2019 amounted to **€16,144,836.88** in value from the exported volume of **32,490.630m<sup>3</sup>** which represent decrease of **2.53%** in value and increase of **4.33%** in volume respectively as compared to an amount of **€16,563,157.91** gained from the exported volume of **31,140.755m<sup>3</sup>** documented in August, 2018. Eighty-Two (82) Exporters (with the topmost five [5] Fortune Exim Ghana Limited, Renas Prestige Company Limited, Samartex Timber and Plywood Company Limited, Logs and Lumber Limited and John Bitar and Company Limited with respect to exported volumes) were involved in the export of Eleven (11) different wood products (with the best five [5] Lumber (Air Dried), Lumber (Kiln Dried), Billet, Plywood (Overland) and Sliced Veneer with respect to manufactured volumes) in Forty-One (41) Species (with the first [5] being Teak, Wawa, Ceiba, Denya and Mahogany with regards to volumes felled) to Forty-One (41) different countries (with the top [5] favourite destination India, China, Germany, Belgium and United States of America in terms of shipping volumes) sold to One Hundred and Sixteen (116) diverse Buyers (with the top five [5] being Shree Sagar General Trading, Fortune Exim, AIM Traders PTE Limited, Matt Gloss and Matter PTE Limited and DMJ Impex PVT Limited with regards to volumes purchased).

Cumulatively, Ghana secured **€106,006,597.08** from the export of **208,552.937m<sup>3</sup>** in January-August 2019. Comparatively, in the previous year for the same period under review **€132,037,640.04** was obtained from the export of **228,372.060m<sup>3</sup>** representing decreases of **19.71%** in value and **8.68%** in volume respectively.

Consequently, the overall Average Unit Price increased from **€578/m<sup>3</sup>** in January-August 2018 to **€508/m<sup>3</sup>** in January-August 2019, representing a deficit of **12.09%**.

**Primary Products** (Billets) accrued **€6,193,887.46 (5.84%)** from **16,947.562m<sup>3</sup> (8.13%)** of the total export of wood products from January-August 2019. The figures indicate decreases of **22.61%** in volume and **26.82%** in value respectively compared to the timber export figures from January-August 2018 of **21,900.307m<sup>3</sup> (9.59%)** valued at **€8,463,382.52 (6.41%)**. [See Appendix A].

**Secondary Wood Products** comprising of Lumber, Plywood, Veneer, Kindling, Boules formed the bulk of the country's wood export which generated **€95,993,468.14 (90.55%)** from a volume of **186,172.212m<sup>3</sup> (89.27%)** from January-August 2019. The figures indicate decreases of **19.43%** in value and **7.29%** in volume compared to the contribution of **€119,148,480.96 (90.24%)** and **200,815.208m<sup>3</sup> (87.93%)**, respectively from January-August 2018. [See Appendix B].

**Tertiary Wood Products** (Processed L/Mouldings, Dowels and Doors) contributed **€3,819,241.49 (3.60%)** from a volume of **5,433.162m<sup>3</sup> (2.61%)** to the total wood products export from January-August 2019. Moreover, the figures indicate decreases of **3.95%** in volume and **13.70%** in value compared to the contribution of **5,656.545 m<sup>3</sup> (2.48%)** and **€4,425,776.55 (3.35%)** from January-August 2018. [See Appendix C].

**On the direction of Trade, Asian/Far East** countries (favourite destinations) imported **145,423.319m<sup>3</sup> (69.73%)** valued at **€71.43million (67.39%)** during the period of August 2019; as the major destinations (in terms of value) for Ghana's wood products were India, China, Vietnam and Qatar. Exports of timber products to these regions were Lumber (Air Dried), Billet, Lumber (Kiln Dried), Sliced Veneer, Rotary Veneer, Processed L/ Mouldings and Curls Veneer in Teak, Rosewood, Papao/ Apa, Denya, Wawa, Senya, Potrodum, Edinam, Koto / Kyere, Gmelina.

**European imports** accounted for **€17.56million (16.57%)** from a volume of **29,979.199m<sup>3</sup> (14.37%)** to be the second major destination (in terms of value) for Ghana's wood products export during the month of



August 2019. Exports to Europe were mainly Lumber (Kiln Dried), Processed L/ Mouldings, Sliced Veneer, Lumber (Air Dried), Kindling, Rotary Veneer, Boules (Air Dried), Boules (Kiln Dried), Plywood, Dowels, Billet and Curly Veneer in Wawa, Sapele, Asanfina, Koto / Kyere, Niangon, Ceiba, Odum, Denya, Mahogany, Makore.

Wood product exports to **Africa** (third topmost destination) included Plywood, Lumber (Kiln Dried), Lumber (Air Dried), Sliced Veneer, Rotary Veneer, Processed L/ Mouldings and Doors yielded **€8.80million (8.30%)** from an exported volume of **23,252.182m<sup>3</sup> (11.15%)**. Major destinations included Egypt, South Africa and Morocco; with the ECOWAS sub-region market having the largest share of 17,286.857m<sup>3</sup> (82.94%) valued at €5.94million (75.91%) of the total African wood products exported from Ghana during the period of August 2019. Wood products consisted mainly Plywood (Overland), Sliced Veneer (Overland) and Lumber (Air Dried). Burkina Faso (Plywood in Ceiba, Sapele, Akata, Black Ofram, Danta and Sliced Veneer (Overland) in Edinam), Niger (Plywood in Ceiba), Togo (Plywood in Ceiba), Nigeria (Plywood in Ceiba, Black Ofram and Ofram), Cote d'Ivoire (Sliced Veneer (Overland) in Sapele, Edinam, Chenchen, Asanfina, Mahogany, Makore) and were the main ECOWAS markets during the period under review.

**American imports** accounted for **€6.27million (5.92%)** from the volume of **6,801.463m<sup>3</sup> (3.26%)** making it the fourth topmost destination (in terms of value) for Ghana's wood products export in August 2019. Exports to America were mainly Lumber (Kiln Dried), Rotary Veneer, Sliced Veneer, Processed L/ Mouldings and Lumber (Air Dried) in Mahogany, Cedrela, Essa, Sapele, Edinam, Wawa, Ogea, Otie, Black Ofram, Denya.

#### TOP FIVE (5) CATEGORIES FOR THE MONTH OF AUGUST 2019 [SEE APPENDIX D]

| EXPORTER                                    | Volume (m <sup>3</sup> ) | % Share in Volume (m <sup>3</sup> ) for August 2019 |
|---|--------------------------|---|
| Fortune Exim Ghana Limited                  | 3,795.647                | 11.68%  |
| Renas Prestige Company Limited              | 2,809.682                | 8.65%   |
| Samartex Timber and Plywood Company Limited | 2,418.164                | 7.44%   |
| Logs and Lumber Limited                     | 1,840.372                | 5.66%   |
| John Bitar and Company Limited              | 1,726.641                | 5.31%   |

| PRODUCT             | Volume (m <sup>3</sup> ) | % Share in Volume (m <sup>3</sup> ) for August 2019 |
|---------------------|--------------------------|---|
| Lumber (Air Dried)  | 20,207.544               | 62.19%  |
| Lumber (Kiln Dried) | 4,980.881                | 15.33%  |
| Billet              | 3,079.757                | 9.48%   |
| Plywood (Overland)  | 1,830.350                | 5.63%   |
| Sliced Veneer       | 798.423                  | 2.46%   |

| SPECIES  | Volume (m <sup>3</sup> ) | % Share in Volume (m <sup>3</sup> ) for August 2019 |
|----------|--------------------------|---|
| Teak     | 20,885.799               | 64.28%  |
| Wawa     | 2,802.743                | 8.63%   |
| Ceiba    | 1,819.827                | 5.60%   |
| Denya    | 1,280.237                | 3.94%   |
| Mahogany | 855.543                  | 2.63%   |

| DESTINATION              | Volume (m <sup>3</sup> ) | % Share in Volume (m <sup>3</sup> ) for August 2019 |
|--------------------------|--------------------------|---|
| India                    | 20,840.526               | 64.14%  |
| China                    | 2,112.425                | 6.50%   |
| Germany                  | 1,605.718                | 4.94%   |
| Belgium                  | 1,044.934                | 3.22%   |
| United States of America | 990.953                  | 3.05%   |

| BUYER                             | Volume (m <sup>3</sup> ) | % Share in Volume (m <sup>3</sup> )<br>for August 2019 |
|-----------------------------------|--------------------------|--|
| Shree Sagar General Trading       | 4,991.755                | 15.36%   |
| Fortune Exim                      | 4,491.868                | 13.83%   |
| AIM Traders PTE Limited           | 2,418.630                | 7.44%  |
| Matt Gloss and Matter PTE Limited | 1,167.548                | 3.59%  |
| DMJ Impex PVT Limited             | 1,045.015                | 3.22%  |

#### SUMMARY REPORT ON EXPORT PRODUCTS AUGUST 2019

| PRODUCT                  | VOLUME (m <sup>3</sup> ) | VALUE (€)            | CUMULATIVE: JAN-AUG 2019 |                       |
|--------------------------|--------------------------|----------------------|--------------------------|-----------------------|
|                          |                          |                      | VOLUME (m <sup>3</sup> ) | VALUE (€)             |
| Lumber (Air Dried)       | 20,207.544               | 9,627,722.66         | 126,653.145              | 63,374,792.83         |
| Lumber (Kiln Dried)      | 4,980.881                | 2,977,801.71         | 30,604.420               | 18,262,548.37         |
| Billet                   | 3,079.757                | 1,183,916.67         | 16,947.562               | 6,193,887.46          |
| Sliced Veneer            | 798.423                  | 800,698.64           | 6,348.924                | 6,219,893.30          |
| Plywood (Overland)       | 1,830.350                | 640,194.92           | 16,163.463               | 5,459,825.77          |
| Processed L/ Mouldings   | 728.973                  | 562,209.96           | 5,365.852                | 3,787,469.16          |
| Rotary Veneer            | 525.671                  | 225,933.53           | 2,846.857                | 1,316,081.14          |
| Boules (Air Dried)       | 122.503                  | 64,926.59            | 643.330                  | 350,908.15            |
| Kindling                 | 182.994                  | 38,083.61            | 1,463.950                | 304,668.49            |
| Boules (Kiln Dried)      | 33.331                   | 22,331.77            | 251.042                  | 160,094.88            |
| Curls Veneer             | 0.203                    | 1,016.82             | 2.207                    | 11,631.35             |
| Plywood                  | -                        | -                    | 1,044.807                | 417,090.13            |
| Sliced Veneer (Overland) | -                        | -                    | 150.068                  | 115,933.73            |
| Dowels                   | -                        | -                    | 36.984                   | 31,753.61             |
| Doors                    | -                        | -                    | 30.326                   | 18.72                 |
| <b>GRAND TOTAL</b>       | <b>32,490.630</b>        | <b>16,144,836.88</b> | <b>208,552.937</b>       | <b>106,006,597.08</b> |

#### AUGUST 2019 AVERAGE EXCHANGE RATE

|              |
|--------------|
| € 1 = \$1.13 |
| £ 1.12 = € 1 |

#### LEADING EXPORTERS OF WOOD PRODUCTS FOR AUGUST 2019

| PRODUCT                | EXPORTER                                    | VOLUME (m <sup>3</sup> ) | VALUE (€)    | €/m <sup>3</sup> |
|------------------------|---|--------------------------|--------------|------------------|
| Lumber (Air Dried)     | Fortune Exim Ghana Limited                  | 3,773.607                | 1,684,050.61 | 446.27           |
| Lumber (Kiln Dried)    | Samartex Timber and Plywood Company Limited | 1,105.354                | 855,933.97   | 774.35           |
| Billet                 | Kwadkuff Company Limited                    | 915.278                  | 352,732.11   | 385.38           |
| Sliced Veneer          | John Bitar and Company Limited              | 339.914                  | 319,504.83   | 939.96           |
| Plywood (Overland)     | Jussak Company Limited                      | 744.201                  | 223,760.70   | 300.67           |
| Processed L/ Mouldings | Logs and Lumber Limited                     | 416.804                  | 328,725.66   | 788.68           |
| Rotary Veneer          | Samartex Timber and Plywood Company Limited | 214.675                  | 124,307.62   | 579.05           |
| Boules (Air Dried)     | Samartex Timber and Plywood Company Limited | 122.503                  | 64,926.59    | 530.00           |
| Kindling               | Sustainable Biomass Solution Ghana Limited  | 182.994                  | 38,083.61    | 208.11           |
| Boules (Kiln Dried)    | Samartex Timber and Plywood Company Limited | 33.331                   | 22,331.77    | 670.00           |
| Curls Veneer           | John Bitar and Company Limited              | 0.203                    | 1,016.82     | 5,000.00         |

## LEADING EXPORTERS OF TOP FIVE(5) PRODUCTS BY SPECIES AUGUST 2019

| SPECIES        | EXPORTERS                                   | VOLUME (m <sup>3</sup> ) | VALUE (€)    | €/m <sup>3</sup> |
|----------------|---|--------------------------|--------------|------------------|
| Teak           | Fortune Exim Ghana Limited                  | 3,795.647                | 1,692,656.95 | 445.95           |
| Wawa           | Logs and Lumber Limited                     | 762.295                  | 350,765.78   | 460.14           |
| Mahogany       | Samartex Timber and Plywood Company Limited | 531.781                  | 497,158.17   | 934.89           |
| Denya          | Samartex Timber and Plywood Company Limited | 577.757                  | 354,524.61   | 613.62           |
| Ceiba          | Jussak Company Limited                      | 744.201                  | 223,760.70   | 300.67           |
| Papao/ Apa     | Rigra Shipping Company Limited              | 144.237                  | 148,852.76   | 1,032.00         |
| Koto / Kyere   | Specialized Timber Products Limited         | 209.834                  | 124,656.25   | 594.07           |
| Asanfina       | Mondial Veneer Ghana Limited                | 104.219                  | 73,577.39    | 705.99           |
| Edinam         | Samartex Timber and Plywood Company Limited | 122.281                  | 103,678.26   | 847.87           |
| Odum           | Samartex Timber and Plywood Company Limited | 94.842                   | 91,996.74    | 970.00           |
| Senya          | Jinta Industrial Limited                    | 144.214                  | 69,386.96    | 481.14           |
| Cedrela        | Ayipah Wood Company Limited                 | 99.874                   | 96,943.03    | 970.65           |
| Sapele         | Boison Construction Works Limited           | 65.160                   | 48,219.00    | 740.01           |
| Makore         | Logs and Lumber Limited                     | 63.064                   | 54,316.87    | 861.30           |
| Yaya           | Logs and Lumber Limited                     | 40.266                   | 54,035.86    | 1,341.96         |
| Black Ofram    | John Bitar and Company Limited              | 101.134                  | 52,385.02    | 517.98           |
| Mixed Redwood  | John Bitar and Company Limited              | 195.567                  | 76,370.10    | 390.51           |
| Potrodum       | Jonada Global Company Limited               | 108.176                  | 72,413.69    | 669.41           |
| Chenchen       | Logs and Lumber Limited                     | 27.962                   | 36,866.28    | 1,318.44         |
| Rubberwood     | F2 Global Company Limited                   | 193.636                  | 38,727.20    | 200.00           |
| Essa           | Specialized Timber Products Limited         | 53.022                   | 43,187.28    | 814.52           |
| Kusia          | Logs and Lumber Limited                     | 58.269                   | 34,667.04    | 594.95           |
| Candollei      | Samartex Timber and Plywood Company Limited | 72.054                   | 32,518.79    | 451.31           |
| Ayan / B'Dua   | Samartex Timber and Plywood Company Limited | 36.375                   | 17,460.00    | 480.00           |
| Avodire        | Logs and Lumber Limited                     | 39.653                   | 31,351.91    | 790.66           |
| Akasa          | John Bitar and Company Limited              | 44.481                   | 27,535.31    | 619.03           |
| Ofram          | Sunstex Company Limited                     | 35.186                   | 17,768.93    | 505.00           |
| Kako / Ekki    | G L Interlink Limited                       | 42.644                   | 16,204.72    | 380.00           |
| Niangon        | John Bitar and Company Limited              | 34.469                   | 23,900.45    | 693.38           |
| Hyedua         | Xylogi Company Limited                      | 18.187                   | 21,305.36    | 1,171.46         |
| Gmelina        | GCKB Company Limited                        | 66.121                   | 11,803.15    | 178.51           |
| Otie           | John Bitar and Company Limited              | 41.272                   | 15,477.00    | 375.00           |
| Black Hyedua   | Xylogi Company Limited                      | 11.975                   | 11,376.25    | 950.00           |
| Emira          | Logs and Lumber Limited                     | 23.660                   | 11,001.90    | 465.00           |
| Albizia        | Logs and Lumber Limited                     | 21.995                   | 10,117.70    | 460.00           |
| Walnut / Lovoa | Mondial Veneer Ghana Limited                | 2.126                    | 2,480.61     | 1,166.67         |
| Entedua        | John Bitar and Company Limited              | 1.365                    | 1,478.46     | 1,083.33         |

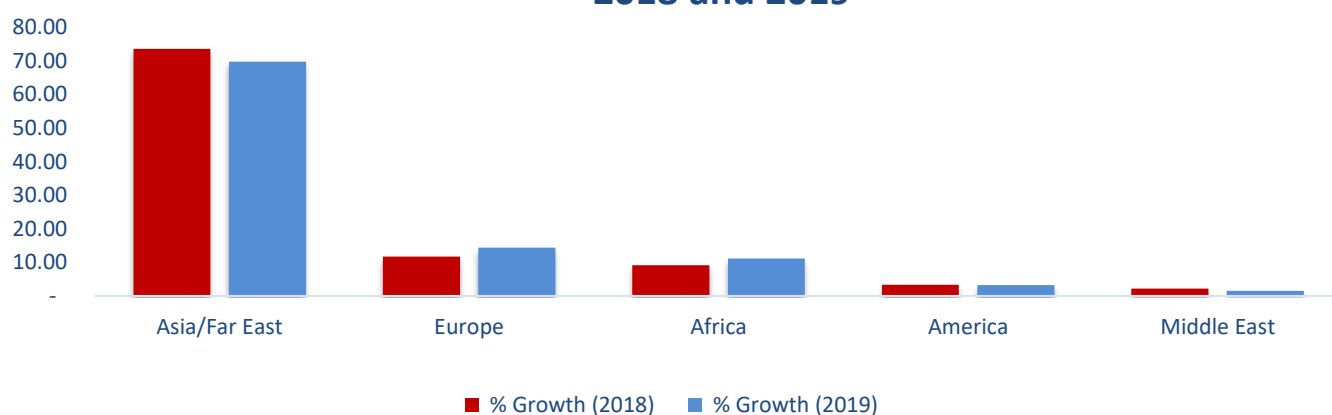
**LEADING BUYERS OF TOP FIVE(5) PRODUCTS BY SPECIES AUGUST 2019**

| SPECIES        | BUYERS                               | VOLUME (m <sup>3</sup> ) | VALUE (€)    | €/m <sup>3</sup> |
|----------------|--------------------------------------|--------------------------|--------------|------------------|
| Teak           | Shree Sagar General Trading          | 4,991.755                | 2,227,674.50 | 446.27           |
| Wawa           | Vöhringer GMBH and Company           | 440.089                  | 167,948.87   | 381.62           |
| Mahogany       | Superior Timber and Deckings Limited | 318.737                  | 323,969.45   | 1,016.42         |
| Denya          | Vietnam Forest Corporation           | 385.281                  | 236,417.03   | 613.62           |
| Ceiba          | ETS Salaou Hassane                   | 595.361                  | 175,874.70   | 295.41           |
| Papao/ Apa     | Naaz Trading DMCC                    | 144.237                  | 148,852.76   | 1,032.00         |
| Koto / Kyere   | Wijma GMBH and Company               | 209.834                  | 124,656.25   | 594.07           |
| Asanfina       | Mondial Tranciati Srl                | 104.219                  | 73,577.39    | 705.99           |
| Edinam         | Van Hout International B V           | 72.966                   | 48,029.83    | 658.25           |
| Odum           | Superior Timber and Deckings Limited | 94.842                   | 91,996.74    | 970.00           |
| Senya          | Yes Young Trading Company Limited    | 144.214                  | 69,386.96    | 481.14           |
| Cedrela        | Overseas Hardwood Company            | 99.874                   | 96,943.03    | 970.65           |
| Sapele         | Argento Limited                      | 33.675                   | 30,807.75    | 914.86           |
| Makore         | Wob Timber GMBH                      | 50.395                   | 40,316.65    | 800.01           |
| Yaya           | Mondolegno Srl                       | 37.364                   | 48,840.01    | 1,307.12         |
| Black Ofram    | E Emmaco Star Nigeria Limited        | 101.134                  | 52,385.02    | 517.98           |
| Mixed Redwood  | Nana Commerce                        | 123.234                  | 48,986.08    | 397.50           |
| Potrodum       | Success Company Limited              | 108.176                  | 72,413.69    | 669.41           |
| Chenchen       | Nana Commerce                        | 47.629                   | 15,150.00    | 318.08           |
| Rubberwood     | Maven Global Resources Limited       | 193.636                  | 38,727.20    | 200.00           |
| Essa           | M S Saleh Trading                    | 26.682                   | 22,028.69    | 825.60           |
| Kusia          | Wob Timber GMBH                      | 58.269                   | 34,667.04    | 594.95           |
| Candollei      | Sicor Empreendimentos                | 72.054                   | 32,518.79    | 451.31           |
| Ayan / B'Dua   | Superior Timber and Deckings Limited | 36.375                   | 17,460.00    | 480.00           |
| Avodire        | Chabros International Group          | 39.653                   | 31,351.91    | 790.66           |
| Akasa          | Mondolegno Srl                       | 38.928                   | 25,221.44    | 647.90           |
| Ofram          | Sudeck and Company GMBH              | 35.186                   | 17,768.93    | 505.00           |
| Kako / Ekki    | Ace Timber                           | 42.644                   | 16,204.72    | 380.00           |
| Niangon        | Total Wood Sal Mkalles               | 33.601                   | 22,163.83    | 659.62           |
| Hyedua         | Blue Resources                       | 18.187                   | 21,305.36    | 1,171.46         |
| Gmelina        | Patiala Timber Stores                | 66.121                   | 11,803.15    | 178.51           |
| Otie           | HR Holz Product                      | 41.272                   | 15,477.00    | 375.00           |
| Black Hyedua   | Wob Timber GMBH                      | 11.975                   | 11,376.25    | 950.00           |
| Emira          | DIY Sales Limited                    | 23.660                   | 11,001.90    | 465.00           |
| Albizia        | Mourao Wood LDA                      | 21.995                   | 10,117.70    | 460.00           |
| Walnut / Lovoa | Mondial Tranciati Srl                | 2.126                    | 2,480.61     | 1,166.67         |
| Entedua        | Chapas Turia                         | 1.365                    | 1,478.46     | 1,083.33         |

## MAJOR MARKETS OF GHANA'S WOOD PRODUCTS EXPORTS: JAN\_AUG 2018/ 2019: VOLUME

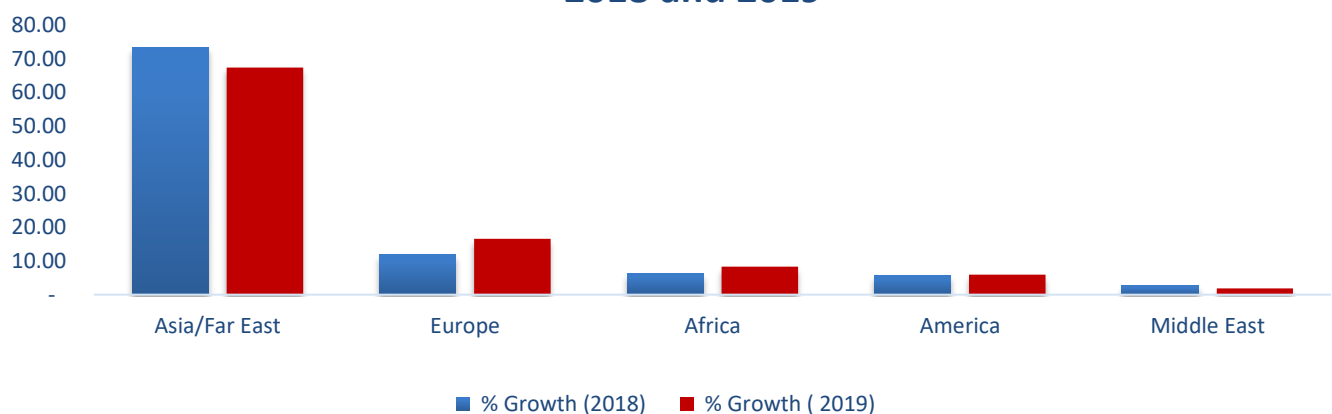
| Volume(m <sup>3</sup> ) in thousands |                         |                 |                         |                 |                  |
|--------------------------------------|-------------------------|-----------------|-------------------------|-----------------|------------------|
| CONTINENT                            | JAN-AUG 2018            | % Growth (2018) | JAN-AUG 2019            | % Growth (2019) | Volume Variation |
|                                      | Volume(m <sup>3</sup> ) |                 | Volume(m <sup>3</sup> ) |                 |                  |
| Asia/Far East                        | 167.977                 | 73.55           | 145.423                 | 69.73           | -3.82            |
| Europe                               | 26.857                  | 11.76           | 29.979                  | 14.37           | 2.61             |
| Africa                               | 20.887                  | 9.15            | 23.252                  | 11.15           | 2.00             |
| America                              | 7.631                   | 3.34            | 6.801                   | 3.26            | -0.08            |
| Middle East                          | 5.020                   | 2.20            | 3.097                   | 1.48            | -0.71            |
| <b>Total</b>                         | <b>228.372</b>          | <b>100.00</b>   | <b>208.553</b>          | <b>100.00</b>   | <b>0.00</b>      |

### %in Volume (m<sup>3</sup>) for Exports in the Major Markets for Jan-Aug 2018 and 2019



| Values (€) in millions |               |                 |               |                  |                 |
|------------------------|---------------|-----------------|---------------|------------------|-----------------|
| CONTINENT              | JAN-AUG 2018  | % Growth (2018) | JAN-AUG 2019  | % Growth ( 2019) | Value Variation |
|                        | Value(€)      |                 | Value(€)      |                  |                 |
| Asia/Far East          | 96.91         | 73.40           | 71.43         | 67.39            | -6.01           |
| Europe                 | 15.85         | 12.00           | 17.56         | 16.57            | 4.56            |
| Africa                 | 8.31          | 6.29            | 8.80          | 8.30             | 2.01            |
| America                | 7.54          | 5.71            | 6.27          | 5.92             | 0.21            |
| Middle East            | 3.42          | 2.59            | 1.93          | 1.82             | -0.77           |
| <b>Total</b>           | <b>132.03</b> | <b>100.00</b>   | <b>106.01</b> | <b>100.00</b>    | <b>0.00</b>     |

### % in Value (€) for Exports in the Major Markets for Jan-Aug 2018 and 2019



**EXPORT OF TIMBER AND WOOD PRODUCTS TO ECOWAS COUNTRIES: JAN-AUG 2018/ 2019**

| ECOWAS COUNTRIES | JAN-AUG 2018            |                     |               | JAN-AUG 2019            |                     |               |
|------------------|-------------------------|---------------------|---------------|-------------------------|---------------------|---------------|
|                  | Volume(m <sup>3</sup> ) | Value(€)            | UNIT PRICE    | Volume(m <sup>3</sup> ) | Value(€)            | UNIT PRICE    |
| Burkina Faso     | 4,288.181               | 1,635,461.89        | 381.39        | 6,119.722               | 2,080,738.34        | 340.01        |
| Niger            | 3,764.145               | 1,235,757.70        | 328.30        | 5,454.654               | 1,686,681.34        | 309.22        |
| Benin            | 2,304.045               | 739,545.39          | 320.98        | 1,493.844               | 531,113.83          | 355.53        |
| Togo             | 3,346.588               | 1,394,533.20        | 416.70        | 2,541.047               | 896,901.66          | 352.97        |
| Nigeria          | 529.743                 | 234,998.02          | 443.61        | 594.726                 | 272,980.37          | 459.00        |
| Senegal          | 1,527.878               | 548,756.31          | 359.16        | 2,439.961               | 868,206.88          | 355.83        |
| Cape Verde       | 121.852                 | 48,131.54           | 395.00        | 405.444                 | 170,057.76          | 419.44        |
| Cote D'voire     | 118.264                 | 92,086.58           | 778.65        | 139.864                 | 107,362.68          | 767.62        |
| Mali             | 249.158                 | 83,475.00           | 335.03        | -                       | -                   | -             |
| Gambia           | 42.866                  | 750.90              | 17.52         | -                       | -                   | -             |
| <b>TOTAL</b>     | <b>16,292.720</b>       | <b>6,013,496.53</b> | <b>369.09</b> | <b>19,189.261</b>       | <b>6,614,042.85</b> | <b>344.67</b> |

**COMPARATIVE EXPORT STATISTICS FOR TIMBER AND WOOD PRODUCTS: JAN-AUG 2018 / 2019**

| PRODUCT                  | % GROWTH                |                         |                       | % GROWTH              |                       |                      |
|--------------------------|-------------------------|-------------------------|-----------------------|-----------------------|-----------------------|----------------------|
|                          | JAN-AUG 2018            | JAN-AUG 2019            | % Growth<br>in Volume | JAN-AUG 2018          | JAN-AUG 2019          | % Growth<br>in Value |
|                          | Volume(m <sup>3</sup> ) | Volume(m <sup>3</sup> ) |                       | Value(€)              | Value(€)              |                      |
| Lumber (Air Dried)       | 143,293.059             | 126,653.145             | -11.61                | 85,136,515.95         | 63,374,792.83         | -25.56               |
| Lumber (Kiln Dried)      | 29,559.798              | 30,604.420              | 3.53                  | 18,295,135.83         | 18,262,548.37         | -0.18                |
| Plywood (Overland)       | 14,469.935              | 16,163.463              | 11.70                 | 5,313,094.54          | 5,459,825.77          | 2.76                 |
| Plywood                  | 542.967                 | 1,044.807               | 92.43                 | 196,790.55            | 417,090.13            | 111.95               |
| Processed L/Mouldings    | 5,097.280               | 5,365.852               | 5.27                  | 3,237,321.50          | 3,787,469.16          | 16.99                |
| Sliced Veneer            | 7,299.083               | 6,348.924               | -13.02                | 7,857,613.86          | 6,219,893.30          | -20.84               |
| Rotary Veneer            | 3,953.485               | 2,846.857               | -27.99                | 1,523,568.24          | 1,316,081.14          | -13.62               |
| Sliced Veneer (Overland) | 119.528                 | 150.068                 | 25.55                 | 94,408.01             | 115,933.73            | 22.80                |
| Curly Veneer             | 15.174                  | 2.207                   | -85.45                | 173,810.01            | 11,631.35             | -93.31               |
| Billet                   | 21,900.307              | 16,947.562              | -22.61                | 8,463,382.52          | 6,193,887.46          | -26.82               |
| Dowels                   | 114.165                 | 36.984                  | -67.60                | 97,427.72             | 31,753.61             | -67.41               |
| Boules (Air Dried)       | 623.293                 | 643.330                 | 3.21                  | 338,025.65            | 350,908.15            | 3.81                 |
| Boules (Kiln Dried)      | 61.300                  | 251.042                 | 309.53                | 36,880.39             | 160,094.88            | 334.09               |
| Kindling                 | 877.586                 | 1,463.950               | 66.82                 | 182,637.93            | 304,668.49            | 66.82                |
| Furniture Parts          | 445.100                 | -                       | -100.00               | 1,091,027.33          | -                     | -100.00              |
| Doors                    | -                       | 30.326                  | 0.00                  | -                     | 18.72                 | 0.00                 |
| <b>TOTAL</b>             | <b>228,372.060</b>      | <b>208,552.937</b>      | <b>-8.68</b>          | <b>132,037,640.03</b> | <b>106,006,597.08</b> | <b>-19.71</b>        |



## TIMBER AND WOOD PRODUCTS CLASSIFICATION

| PRODUCT               | JAN-AUG 2018            |                       |                  | JAN-AUG 2019            |                       |                  |
|-----------------------|-------------------------|-----------------------|------------------|-------------------------|-----------------------|------------------|
|                       | Volume(m <sup>3</sup> ) | Value(€)              | % Share in Value | Volume(m <sup>3</sup> ) | Value(€)              | % Share in Value |
| <b>PRIMARY</b>        |                         |                       |                  |                         |                       |                  |
| Poles                 | -                       | -                     |                  | -                       | -                     |                  |
| Billet                | 21,900.307              | 8,463,382.52          |                  | 16,947.562              | 6,193,887.46          |                  |
| <b>SUB TOTAL</b>      | <b>21,900.307</b>       | <b>8,463,382.52</b>   | <b>6.41</b>      | <b>16,947.562</b>       | <b>6,193,887.46</b>   | <b>5.84</b>      |
| <b>SECONDARY</b>      |                         |                       |                  |                         |                       |                  |
| Lumber (Air Dried)    | 143,293.059             | 85,136,515.95         |                  | 126,653.145             | 63,374,792.83         |                  |
| Lumber (Kiln Dried)   | 29,559.798              | 18,295,135.83         |                  | 30,604.420              | 18,262,548.37         |                  |
| Boules (Air Dried)    | 623.293                 | 338,025.65            |                  | 643.330                 | 350,908.15            |                  |
| Boules (Kiln Dried)   | 61.300                  | 36,880.39             |                  | 251.042                 | 160,094.88            |                  |
| Veneers               | 11,387.270              | 9,649,400.12          |                  | 9,348.056               | 7,663,539.51          |                  |
| Plywood               | 542.967                 | 196,790.55            |                  | 1,044.807               | 417,090.13            |                  |
| Plywood (Overland)    | 14,469.935              | 5,313,094.54          |                  | 16,163.463              | 5,459,825.77          |                  |
| Kindling              | 877.586                 | 182,637.93            |                  | 1,463.950               | 304,668.49            |                  |
| <b>SUB TOTAL</b>      | <b>200,815.208</b>      | <b>119,148,480.96</b> | <b>90.24</b>     | <b>186,172.212</b>      | <b>95,993,468.14</b>  | <b>90.55</b>     |
| <b>TERTIARY</b>       |                         |                       |                  |                         |                       |                  |
| Processed L/Mouldings | 5,097.280               | 3,237,321.50          |                  | 5,365.852               | 3,787,469.16          |                  |
| Dowels                | 114.165                 | 97,427.72             |                  | -                       | -                     |                  |
| Furniture Parts       | 445.100                 | 1,091,027.33          |                  | 36.984                  | 31,753.61             |                  |
| Doors                 |                         |                       |                  | 30.326                  | 18.72                 |                  |
| <b>SUB TOTAL</b>      | <b>5,656.545</b>        | <b>4,425,776.55</b>   | <b>3.35</b>      | <b>5,433.162</b>        | <b>3,819,241.49</b>   | <b>3.60</b>      |
| <b>GRAND TOTAL</b>    | <b>228,372.060</b>      | <b>132,037,640.03</b> | <b>100.00</b>    | <b>208,552.937</b>      | <b>106,006,597.08</b> | <b>100.00</b>    |

**EXPORTERS PERFORMANCE - LUMBER (AIR DRIED)**

| EXPORTER                                    | VOLUME (m <sup>3</sup> ) | VALUE (€)    | CUMULATIVE: JAN-AUG 2019 |              |
|---|--------------------------|--------------|--------------------------|--------------|
|   |                          |              | VOLUME (m <sup>3</sup> ) | VALUE (€)    |
| Fortune Exim Ghana Limited                  | 3,773.607                | 1,684,050.61 | 4,133.638                | 1,846,204.11 |
| Renas Prestige Company Limited              | 2,809.682                | 1,253,879.03 | 7,475.135                | 3,352,124.12 |
| Nasorp Merchantile Company Limited          | 1,677.151                | 748,463.52   | 7,751.916                | 3,501,024.58 |
| K Lorvert Company Limited                   | 1,642.030                | 732,790.04   | 12,443.391               | 5,620,636.41 |
| Panchtatva Associates Limited               | 1,045.015                | 466,359.68   | 4,327.990                | 1,950,996.89 |
| AIM Manufacturing Company Limited           | 903.492                  | 403,202.10   | 5,295.128                | 2,384,771.16 |
| Duakron Ghana Limited                       | 883.998                  | 394,502.49   | 4,511.557                | 2,030,652.47 |
| Jonada Global Company Limited               | 558.487                  | 388,975.38   | 3,861.223                | 3,258,727.44 |
| Samartex Timber and Plywood Company Limited | 649.811                  | 387,043.39   | 4,310.659                | 2,319,297.50 |
| GCKB Company Limited                        | 684.094                  | 305,291.18   | 4,087.738                | 1,839,022.64 |
| Multigreen Company Limited                  | 525.501                  | 245,117.47   | 615.801                  | 338,825.01   |
| Regent Industries Ghana Limited             | 540.043                  | 241,005.42   | 540.043                  | 241,005.42   |
| Richtuah Company Limited                    | 216.229                  | 223,148.59   | 1,034.712                | 818,219.86   |
| Rigra Shipping Company Limited              | 144.237                  | 148,852.76   | 144.237                  | 148,852.76   |
| New Star Ghana Limited                      | 325.109                  | 145,086.65   | 17,013.909               | 7,682,012.84 |
| Phyibern Company Limited                    | 126.339                  | 130,382.00   | 126.339                  | 130,382.00   |
| Nirvana Ventures Limited                    | 270.872                  | 120,882.26   | 2,817.778                | 1,275,407.52 |
| Rock Age Impex Limited                      | 252.273                  | 112,582.07   | 252.273                  | 112,582.07   |
| Kwadkuff Company Limited                    | 252.270                  | 112,580.73   | 270.292                  | 120,697.62   |
| Beghap Company Limited                      | 234.944                  | 104,848.65   | 2,526.865                | 1,138,784.37 |
| Vickymart Plus Company Limited              | 234.065                  | 104,456.37   | 612.170                  | 274,970.91   |
| Ibrahim and Sons Company Limited            | 199.254                  | 104,447.97   | 1,067.637                | 532,751.31   |
| Geavag Company Limited                      | 198.342                  | 88,514.24    | 2,308.943                | 1,075,540.90 |
| Krish Sun Company Limited                   | 162.960                  | 72,724.29    | 742.683                  | 335,291.40   |
| Unique A Yeboah Company Limited             | 162.536                  | 72,535.07    | 415.332                  | 186,293.51   |
| AB Saab Timbers Limited                     | 162.034                  | 72,311.04    | 1,386.988                | 624,345.27   |
| Jinta Industrial Limited                    | 144.214                  | 69,386.96    | 414.574                  | 206,374.61   |
| Freshload Exim Limited                      | 144.116                  | 64,314.76    | 1,628.802                | 848,559.98   |
| Willcells Ghana Limited                     | 109.679                  | 55,064.85    | 473.505                  | 248,948.04   |
| Speed Bee Timber Company Limited            | 108.700                  | 48,509.64    | 108.700                  | 48,509.64    |
| Nach Company Limited                        | 108.198                  | 48,285.61    | 941.369                  | 423,509.03   |
| Africa Timber Resources Limited             | 76.891                   | 44,608.47    | 243.040                  | 142,174.72   |
| F Wood and Trading Company Limited          | 90.284                   | 40,291.11    | 1,715.552                | 775,040.52   |
| Delin Wood Limited                          | 73.543                   | 36,922.61    | 1,600.306                | 812,628.71   |
| Egyir Company Limited                       | 72.088                   | 32,170.77    | 72.088                   | 32,170.77    |
| Royal Afro Asia Limited                     | 72.006                   | 32,134.18    | 1,296.363                | 583,261.67   |
| Willyjoy Enterprise Limited                 | 72.006                   | 32,134.18    | 2,002.353                | 902,754.53   |
| Juben Empire Ghana Limited                  | 72.005                   | 32,133.73    | 1,026.076                | 462,596.06   |
| Felixo Prestige Company Limited             | 59.038                   | 27,747.86    | 118.012                  | 55,465.64    |
| Asuo Bomosadu Timber and Sawmill Limited    | 45.488                   | 27,292.80    | 45.488                   | 27,292.80    |
| Best Quote Limited                          | 54.185                   | 24,181.18    | 380.310                  | 170,804.93   |
| Boison Construction Works Limited           | 32.565                   | 23,446.80    | 259.460                  | 136,116.56   |
| Logs and Lumber Limited                     | 45.655                   | 21,119.60    | 1,512.114                | 790,420.42   |
| Ebenezer N Mensah Company Limited           | 18.100                   | 18,679.22    | 54.283                   | 48,626.29    |
| A G Timbers Limited                         | 38.134                   | 18,494.99    | 38.134                   | 18,494.99    |
| Paramount Afric Limited                     | 36.433                   | 16,258.98    | 36.433                   | 16,258.98    |

|                                      |        |           |           |            |
|--------------------------------------|--------|-----------|-----------|------------|
| Swiss Lumber Company Limited         | 19.647 | 12,055.84 | 63.178    | 39,194.03  |
| John Bitar and Company Limited       | 20.989 | 10,740.08 | 490.437   | 200,900.48 |
| Logs Court Limited                   | 21.080 | 10,223.80 | 21.080    | 10,223.80  |
| Mr Bee Company Limited               | 20.124 | 9,458.28  | 20.124    | 9,458.28   |
| Geetanjali Trading Company Limited   | 18.001 | 8,033.32  | 234.065   | 105,037.63 |
| Becol Ghana Limited                  | -      | -         | 1,285.663 | 876,035.67 |
| Royal Xchange Investment Limited     | -      | -         | 1,164.743 | 795,924.03 |
| 3EL Construction Limited             | -      | -         | 1,104.496 | 751,194.46 |
| Masae Ghana Limited                  | -      | -         | 1,500.983 | 675,515.58 |
| Mawuli Elliot Limited                | -      | -         | 1,426.943 | 654,329.94 |
| A List Enterprise Ghana Limited      | -      | -         | 1,048.557 | 497,912.36 |
| Web Strategies Ghana Limited         | -      | -         | 1,099.186 | 495,948.58 |
| Penyman Company Limited              | -      | -         | 722.981   | 491,821.60 |
| Tectona Company Limited              | -      | -         | 976.740   | 463,341.77 |
| MTW Joint Stock Company Limited      | -      | -         | 471.354   | 459,840.96 |
| Makarios Logistics Limited           | -      | -         | 325.100   | 337,439.20 |
| Preknow Investment Company Limited   | -      | -         | 345.672   | 330,294.94 |
| Amoasly Company Limited              | -      | -         | 689.150   | 312,325.75 |
| Askraf International Company Limited | -      | -         | 686.423   | 310,435.63 |
| Oscbricks Company Limited            | -      | -         | 422.100   | 289,045.64 |
| Makro Services Company Limited       | -      | -         | 421.820   | 288,364.51 |
| Oduro Anane Company Limited          | -      | -         | 361.280   | 246,834.19 |
| Estee Glory Company Limited          | -      | -         | 361.541   | 245,736.82 |
| Oteseth Company Limited              | -      | -         | 504.830   | 229,087.78 |
| Bahtibre Ghana Limited               | -      | -         | 321.600   | 219,409.15 |
| Autumn Investment Limited            | -      | -         | 281.400   | 191,145.96 |
| Bondziees Company Limited            | -      | -         | 261.185   | 178,201.85 |
| Evernesto Company Limited            | -      | -         | 260.000   | 177,961.60 |
| Alicemey Enterprises Limited         | -      | -         | 261.233   | 177,475.32 |
| Everbest West Africa Limited         | -      | -         | 342.302   | 174,888.46 |
| Turnsole Furniture Company Limited   | -      | -         | 181.180   | 172,572.19 |
| Kete Krachi Timber Recovery Limited  | -      | -         | 206.682   | 168,995.89 |
| Aaryan Exim Ghana Limited            | -      | -         | 362.492   | 164,046.42 |
| Phat I Entertainment Limited         | -      | -         | 220.909   | 150,866.33 |
| Kumtech Limited                      | -      | -         | 201.000   | 136,584.83 |
| Logslime Company Limited             | -      | -         | 180.663   | 122,459.12 |
| Ntesco Company Limited               | -      | -         | 160.730   | 109,983.08 |
| Mcdon Woods and Timber Limited       | -      | -         | 160.800   | 109,867.79 |
| N K Bedie and Sons Company Limited   | -      | -         | 160.800   | 109,704.57 |
| Dahali Company Limited               | -      | -         | 140.200   | 96,006.16  |
| Quick Bon Construction Limited       | -      | -         | 140.774   | 95,827.65  |
| Buadac Company Limited               | -      | -         | 300.757   | 92,256.66  |
| Roppongi and Associates Limited      | -      | -         | 90.629    | 87,768.52  |
| Guruji Impex Limited                 | -      | -         | 185.562   | 83,488.35  |
| Marpie Woods Limited                 | -      | -         | 120.400   | 82,365.90  |
| Ednak Real Estate Development        | -      | -         | 120.600   | 82,094.81  |
| Kande Jinwara Company Limited        | -      | -         | 120.200   | 81,866.99  |
| Multimodal Freight Services Limited  | -      | -         | 72.540    | 76,126.60  |
| Purple Impex Limited                 | -      | -         | 72.114    | 75,087.28  |

|  |                   |                     |                    |                      |
|--|-------------------|---------------------|--------------------|----------------------|
| Papaaya Company Limited                      | -                 | -                   | 162.227            | 73,847.16            |
| Rowbed Sky Plus Company Limited              | -                 | -                   | 100.500            | 68,820.39            |
| R K Peprah Company Limited                   | -                 | -                   | 100.283            | 68,508.61            |
| Wunzaligu Tishegu Limited                    | -                 | -                   | 100.000            | 68,071.98            |
| Fayasco Company Limited                      | -                 | -                   | 80.100             | 54,503.58            |
| La Esmano Company Limited                    | -                 | -                   | 80.323             | 54,014.18            |
| Stepsu Wood Company Limited                  | -                 | -                   | 72.080             | 41,397.08            |
| Caseken Company Limited                      | -                 | -                   | 60.300             | 41,292.23            |
| Clap Larrey Company Limited                  | -                 | -                   | 60.300             | 41,292.23            |
| JB Connect Company Limited                   | -                 | -                   | 60.300             | 40,946.05            |
| Salley Delwinde Company Limited              | -                 | -                   | 60.300             | 40,935.97            |
| Jersey Supplies and Logistics Limited        | -                 | -                   | 60.100             | 40,911.26            |
| Pas Timbers Limited                          | -                 | -                   | 64.028             | 38,574.79            |
| See Me Through Company Limited               | -                 | -                   | 37.055             | 38,356.21            |
| Celik and Glena Company Limited              | -                 | -                   | 36.106             | 37,594.62            |
| Peekob Company Limited                       | -                 | -                   | 56.498             | 34,963.73            |
| Bridge Ultimate Africa Limited               | -                 | -                   | 72.632             | 33,157.96            |
| Nock Construction and Timber Company Limited | -                 | -                   | 71.812             | 30,825.91            |
| Adras Company Limited                        | -                 | -                   | 68.465             | 28,503.59            |
| 3RDI Shipping Agency Limited                 | -                 | -                   | 55.090             | 24,794.47            |
| Kodeas Family Link Company Limited           | -                 | -                   | 18.006             | 18,756.30            |
| Cathvid Company Limited                      | -                 | -                   | 17.630             | 16,748.50            |
| Pan Afro King Company Limited                | -                 | -                   | 36.313             | 16,479.32            |
| Birim Wood Complex Limited                   | -                 | -                   | 36.032             | 16,333.07            |
| G 8 Farms and Company Limited                | -                 | -                   | 36.010             | 16,218.46            |
| G L Interlink Limited                        | -                 | -                   | 38.751             | 14,725.38            |
| Richybee Ventures Company Limited            | -                 | -                   | 25.695             | 14,315.57            |
| Bempastele Company Limited                   | -                 | -                   | 20.100             | 13,764.08            |
| Original Asaase Aban Complex Limited         | -                 | -                   | 20.100             | 13,682.47            |
| Lambro Company Limited                       | -                 | -                   | 20.081             | 13,632.42            |
| Woodlow Company Limited                      | -                 | -                   | 17.540             | 13,155.00            |
| Tony Toffey Construction and Wood Processing | -                 | -                   | 31.498             | 12,409.06            |
| Splendid World Trade and Logistics Company   | -                 | -                   | 18.100             | 10,741.92            |
| Feshun Company Limited                       | -                 | -                   | 32.263             | 10,001.53            |
| Paulsi Royal Limited                         | -                 | -                   | 18.839             | 8,600.38             |
| Coppon Wood Processing Limited               | -                 | -                   | 19.190             | 8,251.70             |
| Dark Andoh Global Company Limited            | -                 | -                   | 18.022             | 8,227.40             |
| Tanok Company Limited                        | -                 | -                   | 18.001             | 8,217.82             |
| G V Export and Trading Limited               | -                 | -                   | 18.001             | 8,057.56             |
| Treeword Ghana Limited                       | -                 | -                   | 10.485             | 5,430.66             |
| Modern Wood Technology and Company Limited   | -                 | -                   | 7.452              | 3,008.15             |
| <b>GRAND TOTAL</b>                           | <b>20,207.544</b> | <b>9,627,722.66</b> | <b>126,653.145</b> | <b>63,374,792.83</b> |



**MOVING SPECIES - LUMBER (AIR DRIED)**

| SPECIES            | VOLUME (m <sup>3</sup> ) | VALUE (€)           | CUMULATIVE: JAN-AUG 2019 |                      |
|--------------------|--------------------------|---------------------|--------------------------|----------------------|
|                    |                          |                     | VOLUME (m <sup>3</sup> ) | VALUE (€)            |
| Teak               | 17,894.203               | 8,118,341.87        | 97,508.189               | 44,256,487.39        |
| Denya              | 1,137.962                | 658,900.94          | 6,769.819                | 3,914,771.86         |
| Papao/ Apa         | 450.972                  | 465,403.66          | 4,401.456                | 4,560,987.61         |
| Senya              | 399.480                  | 197,544.45          | 3,263.278                | 1,651,391.23         |
| Potrodum           | 108.176                  | 72,413.69           | 666.603                  | 450,725.68           |
| Candollei          | 72.054                   | 32,518.79           | 119.229                  | 51,152.91            |
| Ceiba              | 45.488                   | 27,292.80           | 52.940                   | 30,300.95            |
| Sapele             | 32.565                   | 23,446.80           | 32.565                   | 23,446.80            |
| Emire              | 23.660                   | 11,001.90           | 152.232                  | 74,720.64            |
| Kako / Ekki        | 20.989                   | 10,740.08           | 86.852                   | 38,909.41            |
| Albizia            | 21.995                   | 10,117.70           | 216.074                  | 101,669.05           |
| Rosewood           | -                        | -                   | 9,961.085                | 6,839,725.67         |
| Black Ofram        | -                        | -                   | 1,216.079                | 400,190.76           |
| Walnut / Lovoa     | -                        | -                   | 577.387                  | 268,401.77           |
| Dahoma             | -                        | -                   | 453.314                  | 209,892.82           |
| Mixed Redwood      | -                        | -                   | 407.724                  | 180,668.38           |
| Emire              | -                        | -                   | 128.572                  | 63,718.74            |
| Danta              | -                        | -                   | 166.174                  | 62,159.96            |
| Wawa               | -                        | -                   | 157.595                  | 41,043.68            |
| Essa               | -                        | -                   | 92.181                   | 38,715.23            |
| Niangon            | -                        | -                   | 51.555                   | 31,964.10            |
| Mahogany           | -                        | -                   | 33.488                   | 31,154.46            |
| Otie               | -                        | -                   | 90.416                   | 28,028.96            |
| Odum               | -                        | -                   | 41.019                   | 27,326.08            |
| Kusia              | -                        | -                   | 33.532                   | 19,098.24            |
| Kroma              | -                        | -                   | 26.260                   | 11,817.00            |
| Asanfina           | -                        | -                   | 22.912                   | 10,654.08            |
| Wawabima           | -                        | -                   | 24.008                   | 10,443.48            |
| Avodire            | -                        | -                   | 20.698                   | 6,557.30             |
| Edinam             | -                        | -                   | 5.650                    | 1,590.43             |
| Makore             | -                        | -                   | 2.831                    | 796.90               |
| <b>GRAND TOTAL</b> | <b>20,207.544</b>        | <b>9,627,722.66</b> | <b>126,781.717</b>       | <b>63,438,511.58</b> |

**DIRECTION OF TRADE - LUMBER (AIR DRIED)**

| DESTINATION    | VOLUME (m <sup>3</sup> ) | VALUE (€)    | CUMULATIVE: JAN-AUG 2019 |               |
|----------------|--------------------------|--------------|--------------------------|---------------|
|                |                          |              | VOLUME (m <sup>3</sup> ) | VALUE (€)     |
| India          | 17,605.942               | 7,857,017.82 | 96,987.876               | 43,848,890.96 |
| China          | 1,138.597                | 832,197.14   | 18,719.186               | 13,179,833.31 |
| Vietnam        | 812.086                  | 596,352.42   | 4,835.317                | 3,511,542.68  |
| Saudi Arabia   | 276.145                  | 149,056.44   | 583.807                  | 313,876.25    |
| Belgium        | 159.365                  | 76,665.01    | 793.256                  | 403,597.88    |
| United Kingdom | 56.225                   | 34,448.70    | 192.249                  | 101,175.59    |
| Cape Verde     | 72.054                   | 32,518.79    | 405.444                  | 170,057.76    |
| Germany        | 45.488                   | 27,292.80    | 628.030                  | 258,161.68    |
| Reunion Island | 19.647                   | 12,055.84    | 63.178                   | 39,194.03     |
| Portugal       | 21.995                   | 10,117.70    | 369.025                  | 206,801.19    |

|                          |                   |                     |                    |                      |
|--------------------------|-------------------|---------------------|--------------------|----------------------|
| Senegal                  | -                 | -                   | 1,568.315          | 540,716.90           |
| United Arab Emirates     | -                 | -                   | 917.204            | 459,961.29           |
| Egypt                    | -                 | -                   | 228.683            | 109,629.59           |
| Spain                    | -                 | -                   | 87.185             | 64,138.83            |
| Pakistan                 | -                 | -                   | 92.039             | 45,820.63            |
| United States of America | -                 | -                   | 33.488             | 31,154.46            |
| Martinique               | -                 | -                   | 46.240             | 28,617.24            |
| Thailand                 | -                 | -                   | 25.568             | 23,011.20            |
| Ireland                  | -                 | -                   | 43.294             | 18,183.48            |
| Italy                    | -                 | -                   | 17.630             | 16,748.50            |
| Lebanon                  | -                 | -                   | 16.131             | 3,679.39             |
| <b>GRAND TOTAL</b>       | <b>20,207.544</b> | <b>9,627,722.66</b> | <b>126,653.145</b> | <b>63,374,792.83</b> |

#### EXPORTERS PERFORMANCE - LUMBER (KILN DRIED)

| EXPORTER  | VOLUME (m <sup>3</sup> ) | VALUE (€)  | CUMULATIVE: JAN-AUG 2019 |              |
|---|--------------------------|------------|--------------------------|--------------|
|   |                          |            | VOLUME (m <sup>3</sup> ) | VALUE (€)    |
| Samartex Timber and Plywood Company Limited     | 1,105.354                | 855,933.97 | 6,583.736                | 4,894,753.32 |
| Logs and Lumber Limited                         | 1,205.490                | 668,620.68 | 7,285.257                | 4,148,689.64 |
| John Bitar and Company Limited                  | 816.912                  | 428,401.66 | 4,557.280                | 2,256,480.79 |
| Specialized Timber Products Limited             | 292.159                  | 180,311.59 | 1,392.658                | 740,723.39   |
| Xylogi Company Limited                          | 142.773                  | 134,168.68 | 178.732                  | 166,564.26   |
| Ayipah Wood Company Limited                     | 99.874                   | 96,943.03  | 855.162                  | 851,169.29   |
| Sunstex Company Limited                         | 187.108                  | 85,598.41  | 1,214.698                | 682,173.64   |
| Adras Company Limited                           | 132.764                  | 71,078.75  | 1,237.388                | 656,071.31   |
| Boison Construction Works Limited               | 98.517                   | 63,794.88  | 1,523.762                | 878,264.26   |
| Logs Court Limited                              | 136.225                  | 55,375.12  | 898.164                  | 447,918.69   |
| City View Company Limited                       | 48.764                   | 45,700.09  | 260.490                  | 206,981.95   |
| Emanro Wood Processing Limited                  | 45.993                   | 43,616.33  | 274.854                  | 263,869.35   |
| F2 Global Company Limited                       | 193.636                  | 38,727.20  | 482.544                  | 96,508.80    |
| Buadac Company Limited                          | 33.675                   | 30,807.75  | 134.897                  | 122,791.69   |
| Western Hardwood Limited                        | 81.750                   | 29,844.38  | 81.750                   | 29,844.38    |
| Evergrand International Trading Company Limited | 126.219                  | 25,243.80  | 732.433                  | 146,486.60   |
| Ebenezer N Mensah Company Limited               | 39.020                   | 23,943.54  | 39.020                   | 23,943.54    |
| Carpo Timber and Trading Limited                | 51.652                   | 20,144.28  | 103.541                  | 40,380.99    |
| Mondial Veneer Ghana Limited                    | 20.726                   | 19,821.68  | 146.510                  | 135,460.61   |
| Ibrahim and Sons Company Limited                | 43.895                   | 17,092.52  | 447.582                  | 200,520.78   |
| G L Interlink Limited                           | 42.644                   | 16,204.72  | 42.644                   | 16,204.72    |
| Modern Wood Technology and Company Limited      | 12.356                   | 15,442.39  | 250.680                  | 196,904.21   |
| Ejura Timbers Limited                           | 23.375                   | 10,986.25  | 23.375                   | 10,986.25    |
| Asuo Bomosadu Timber and Sawmill Limited        | -                        | -          | 466.738                  | 228,930.28   |
| Tony Toffey Construction and Wood Processing    | -                        | -          | 375.289                  | 144,261.09   |
| Swiss Lumber Company Limited                    | -                        | -          | 180.140                  | 138,199.90   |
| Slyvent Company Limited                         | -                        | -          | 297.313                  | 136,804.83   |
| Kete Krachi Timber Recovery Limited             | -                        | -          | 197.459                  | 129,852.35   |
| So Joe Company Limited                          | -                        | -          | 54.343                   | 51,405.67    |
| Barfuor Investment Limited                      | -                        | -          | 42.551                   | 40,473.98    |
| Beb Hill Company Limited                        | -                        | -          | 41.015                   | 39,012.95    |
| Feshun Company Limited                          | -                        | -          | 68.786                   | 36,085.03    |
| R K Peprah Company Limited                      | -                        | -          | 35.462                   | 33,915.96    |

|                              |                  |                     |                   |                      |
|------------------------------|------------------|---------------------|-------------------|----------------------|
| Mr Bee Company Limited       | -                | -                   | 38.004            | 29,263.08            |
| La Esmano Company Limited    | -                | -                   | 40.073            | 27,076.42            |
| Alicemey Enterprises Limited | -                | -                   | 20.090            | 13,574.36            |
| <b>GRAND TOTAL</b>           | <b>4,980.881</b> | <b>2,977,801.71</b> | <b>30,604.420</b> | <b>18,262,548.37</b> |

#### MOVING SPECIES - LUMBER (KILN DRIED)

| SPECIES               | VOLUME (m <sup>3</sup> ) | VALUE (€)           | CUMULATIVE: JAN-AUG 2019 |                      |
|-----------------------|--------------------------|---------------------|--------------------------|----------------------|
|                       |                          |                     | VOLUME (m <sup>3</sup> ) | VALUE (€)            |
| Wawa                  | 2,291.674                | 1,029,996.95        | 15,854.432               | 7,136,748.57         |
| Mahogany              | 767.637                  | 709,455.87          | 3,518.498                | 3,365,405.21         |
| Edinam                | 266.970                  | 200,726.80          | 982.172                  | 710,889.58           |
| Odum                  | 199.933                  | 193,773.43          | 1,005.083                | 946,133.31           |
| Cedrela               | 194.631                  | 186,259.45          | 1,780.325                | 1,644,352.77         |
| Koto / Kyere          | 281.676                  | 169,916.71          | 983.436                  | 595,307.23           |
| Makore                | 81.954                   | 68,484.37           | 407.856                  | 336,658.68           |
| Rubberwood            | 319.855                  | 63,971.00           | 1,214.977                | 242,995.40           |
| Sapele                | 66.270                   | 55,579.95           | 1,660.803                | 1,421,984.61         |
| Essa                  | 53.022                   | 43,187.28           | 155.599                  | 124,387.07           |
| Denya                 | 62.395                   | 34,929.79           | 218.498                  | 125,552.49           |
| Kusia                 | 58.269                   | 34,667.04           | 83.979                   | 49,578.84            |
| Ayan / B'Dua          | 66.038                   | 31,401.61           | 66.038                   | 31,401.61            |
| Avodire               | 39.653                   | 31,351.91           | 39.653                   | 31,351.91            |
| Niangon               | 33.601                   | 22,163.83           | 163.311                  | 105,467.34           |
| Hyedua                | 18.187                   | 21,305.36           | 18.187                   | 21,305.36            |
| Ofram                 | 35.186                   | 17,768.93           | 111.214                  | 63,559.67            |
| Black Ofram           | 36.414                   | 16,606.59           | 374.019                  | 180,851.99           |
| Kako / Ekki           | 42.644                   | 16,204.72           | 42.644                   | 16,204.72            |
| Otie                  | 41.272                   | 15,477.00           | 119.766                  | 45,538.29            |
| Black Hyedua          | 11.975                   | 11,376.25           | 96.946                   | 89,006.47            |
| Ceiba                 | 11.625                   | 3,196.88            | 202.669                  | 114,912.72           |
| Dahoma                | -                        | -                   | 458.207                  | 236,973.07           |
| Emire                 | -                        | -                   | 419.233                  | 233,612.97           |
| Mixed Redwood         | -                        | -                   | 167.509                  | 108,917.90           |
| Utile                 | -                        | -                   | 85.514                   | 74,737.52            |
| Subaha                | -                        | -                   | 99.419                   | 60,985.83            |
| Rosewood              | -                        | -                   | 60.163                   | 40,650.78            |
| Danta                 | -                        | -                   | 79.103                   | 35,558.74            |
| Black and White Ofram | -                        | -                   | 41.048                   | 18,471.60            |
| Candollei             | -                        | -                   | 24.533                   | 16,700.10            |
| Bomsam Dua            | -                        | -                   | 21.174                   | 13,694.04            |
| Emira                 | -                        | -                   | 20.545                   | 11,505.20            |
| Yaya                  | -                        | -                   | 27.867                   | 11,146.80            |
| <b>GRAND TOTAL</b>    | <b>4,980.881</b>         | <b>2,977,801.71</b> | <b>30,604.420</b>        | <b>18,262,548.37</b> |

**DIRECTION OF TRADE - LUMBER (KILN DRIED)**

| DESTINATION              | VOLUME (m <sup>3</sup> ) | VALUE (€)           | CUMULATIVE: JAN-AUG 2019 |                      |
|--------------------------|--------------------------|---------------------|--------------------------|----------------------|
|                          |                          |                     | VOLUME (m <sup>3</sup> ) | VALUE (€)            |
| United States of America | 676.548                  | 667,780.93          | 4,280.888                | 4,300,220.57         |
| Germany                  | 1,416.052                | 637,266.97          | 6,674.780                | 3,028,720.24         |
| China                    | 836.499                  | 386,018.96          | 5,694.616                | 2,752,916.43         |
| Belgium                  | 601.246                  | 304,195.81          | 2,373.896                | 1,178,103.61         |
| Dominican Republic       | 213.044                  | 173,188.72          | 811.267                  | 572,859.74           |
| Greece                   | 164.818                  | 131,620.57          | 554.371                  | 417,375.50           |
| Egypt                    | 118.422                  | 109,571.89          | 371.392                  | 303,047.60           |
| Lebanon                  | 130.718                  | 97,702.20           | 211.158                  | 171,465.09           |
| India                    | 174.983                  | 70,943.89           | 222.042                  | 115,705.82           |
| South Africa             | 135.251                  | 68,299.79           | 1,351.991                | 593,963.95           |
| Pakistan                 | 61.203                   | 49,163.60           | 609.671                  | 487,632.73           |
| United Arab Emirates     | 72.966                   | 48,029.83           | 508.520                  | 294,543.29           |
| Vietnam                  | 74.484                   | 47,881.20           | 240.452                  | 155,844.01           |
| Barbados                 | 33.675                   | 30,807.75           | 33.675                   | 30,807.75            |
| Reunion Island           | 31.559                   | 28,167.72           | 96.218                   | 85,836.31            |
| Finland                  | 50.262                   | 24,879.69           | 615.562                  | 315,138.55           |
| United Kingdom           | 33.151                   | 23,578.19           | 1,638.123                | 1,203,780.75         |
| Estonia                  | 45.431                   | 20,443.95           | 1,168.351                | 524,346.41           |
| Netherlands              | 51.652                   | 20,144.28           | 392.677                  | 170,413.22           |
| Malta                    | 20.726                   | 19,821.68           | 52.647                   | 53,319.66            |
| France                   | 38.191                   | 18,294.11           | 568.955                  | 246,581.40           |
| Ireland                  | -                        | -                   | 486.465                  | 250,213.58           |
| Italy                    | -                        | -                   | 265.780                  | 157,634.83           |
| Jordan                   | -                        | -                   | 115.831                  | 93,609.02            |
| Israel                   | -                        | -                   | 170.167                  | 92,298.69            |
| Turkey                   | -                        | -                   | 183.125                  | 73,354.66            |
| Poland                   | -                        | -                   | 118.504                  | 70,294.00            |
| Spain                    | -                        | -                   | 84.442                   | 64,178.75            |
| Saint Maarten            | -                        | -                   | 67.429                   | 63,466.11            |
| Canada                   | -                        | -                   | 93.110                   | 59,670.90            |
| Saudi Arabia             | -                        | -                   | 68.121                   | 57,902.85            |
| Thailand                 | -                        | -                   | 66.339                   | 51,547.33            |
| Qatar                    | -                        | -                   | 71.101                   | 38,168.05            |
| Iraq                     | -                        | -                   | 78.800                   | 34,680.55            |
| Cyprus                   | -                        | -                   | 31.645                   | 30,695.65            |
| Malaysia                 | -                        | -                   | 37.268                   | 26,790.75            |
| Croatia                  | -                        | -                   | 54.114                   | 25,704.15            |
| Taiwan                   | -                        | -                   | 32.118                   | 19,528.49            |
| Morocco                  | -                        | -                   | 40.300                   | 16,120.00            |
| Albania                  | -                        | -                   | 28.751                   | 16,100.56            |
| Lithuania                | -                        | -                   | 19.449                   | 9,335.52             |
| Denmark                  | -                        | -                   | 20.309                   | 8,631.33             |
| <b>GRAND TOTAL</b>       | <b>4,980.881</b>         | <b>2,977,801.71</b> | <b>30,604.420</b>        | <b>18,262,548.37</b> |



**EXPORTERS PERFORMANCE - BILLET**

| EXPORTER                              | VOLUME (m <sup>3</sup> ) | VALUE (€)  | CUMULATIVE: JAN-AUG 2019 |              |
|---------------------------------------|--------------------------|------------|--------------------------|--------------|
|                                       |                          |            | VOLUME (m <sup>3</sup> ) | VALUE (€)    |
| Kwadkuff Company Limited              | 915.278                  | 352,732.11 | 1,209.213                | 410,289.87   |
| Krish Sun Company Limited             | 566.792                  | 221,324.88 | 3,062.821                | 1,211,452.48 |
| Amoasly Company Limited               | 280.344                  | 109,470.67 | 677.947                  | 266,937.30   |
| Banyan Trade Africa Limited           | 254.003                  | 99,184.86  | 654.119                  | 257,783.95   |
| Rock Age Impex Limited                | 220.007                  | 85,909.86  | 220.007                  | 85,909.86    |
| Multigreen Company Limited            | 123.410                  | 48,189.99  | 134.510                  | 52,564.38    |
| Richtuah Company Limited              | 110.220                  | 43,039.47  | 519.905                  | 206,000.48   |
| AB Saab Timbers Limited               | 110.075                  | 42,982.85  | 1,058.079                | 417,568.35   |
| Trans World Commodities Ghana Limited | 79.059                   | 30,871.51  | 101.419                  | 39,803.32    |
| Oteseth Company Limited               | 66.121                   | 25,819.39  | 110.239                  | 43,205.81    |
| Josanwi Enterprise Limited            | 55.110                   | 21,519.74  | 55.110                   | 21,519.74    |
| New Star Ghana Limited                | 44.663                   | 17,440.32  | 77.799                   | 30,492.75    |
| Beloved Knowledge Links Limited       | 44.480                   | 17,368.86  | 756.035                  | 157,342.95   |
| Tree Top Exim Ghana Limited           | 44.360                   | 17,322.00  | 567.009                  | 222,815.04   |
| Africa Timber Resources Limited       | 44.337                   | 17,313.02  | 313.210                  | 115,882.36   |
| Unique A Yeboah Company Limited       | 33.337                   | 13,017.66  | 33.337                   | 13,017.66    |
| GCKB Company Limited                  | 66.121                   | 11,803.15  | 132.632                  | 23,786.01    |
| Fortune Exim Ghana Limited            | 22.040                   | 8,606.33   | 22.040                   | 8,606.33     |
| Web Strategies Ghana Limited          | -                        | -          | 1,634.058                | 644,889.54   |
| PVN International Limited             | -                        | -          | 1,327.579                | 438,113.59   |
| Evans Timbers Limited                 | -                        | -          | 1,011.723                | 400,574.10   |
| Mawuli Elliot Limited                 | -                        | -          | 297.410                  | 117,210.37   |
| Masae Ghana Limited                   | -                        | -          | 446.975                  | 111,759.70   |
| Tectona Company Limited               | -                        | -          | 267.833                  | 106,239.48   |
| Molash Baruch Limited                 | -                        | -          | 257.160                  | 101,609.14   |
| Nirvana Ventures Limited              | -                        | -          | 177.205                  | 70,299.15    |
| Zenith Impex Ghana Limited            | -                        | -          | 290.582                  | 66,840.95    |
| Freshload Exim Limited                | -                        | -          | 166.275                  | 65,762.14    |
| Panchtatva Associates Limited         | -                        | -          | 155.246                  | 61,499.96    |
| Aaryan Exim Ghana Limited             | -                        | -          | 110.972                  | 44,213.64    |
| Vickymart Plus Company Limited        | -                        | -          | 111.645                  | 44,004.34    |
| 3RDI Shipping Agency Limited          | -                        | -          | 101.358                  | 39,916.10    |
| Geavag Company Limited                | -                        | -          | 88.853                   | 35,137.78    |
| Arena Resources Limited               | -                        | -          | 88.215                   | 34,660.17    |
| Dark Andoh Global Company Limited     | -                        | -          | 85.271                   | 33,985.52    |
| JM Overseas Limited                   | -                        | -          | 77.403                   | 30,919.02    |
| Nach Company Limited                  | -                        | -          | 66.806                   | 26,286.33    |
| Komal Export Limited                  | -                        | -          | 134.678                  | 24,593.28    |
| Anthioch Timbers Limited              | -                        | -          | 45.566                   | 17,957.07    |
| K Lorvert Company Limited             | -                        | -          | 33.147                   | 13,150.32    |
| Akwaaba Premium Company Limited       | -                        | -          | 56.024                   | 10,230.43    |
| Peekob Company Limited                | -                        | -          | 22.250                   | 8,811.19     |
| Tanok Company Limited                 | -                        | -          | 22.045                   | 8,805.99     |
| Anish AG International Limited        | -                        | -          | 22.007                   | 8,790.81     |
| Trinity Commodities Limited           | -                        | -          | 22.000                   | 8,788.01     |
| Pan Afro King Company Limited         | -                        | -          | 44.808                   | 8,182.30     |

|                                    |                  |                     |                   |                     |
|------------------------------------|------------------|---------------------|-------------------|---------------------|
| Maame Koma Company Limited         | -                | -                   | 20.750            | 8,177.35            |
| J Life Investment Limited          | -                | -                   | 12.000            | 4,699.98            |
| Jonada Global Company Limited      | -                | -                   | 11.202            | 4,415.21            |
| Waga Investment Company Limited    | -                | -                   | 11.085            | 4,368.48            |
| Nasorp Merchantile Company Limited | -                | -                   | 22.000            | 4,017.38            |
| <b>GRAND TOTAL</b>                 | <b>3,079.757</b> | <b>1,183,916.67</b> | <b>16,947.562</b> | <b>6,193,887.46</b> |

#### MOVING SPECIES - BILLET

| SPECIES            | VOLUME (m <sup>3</sup> ) | VALUE (€)           | CUMULATIVE: JAN-AUG 2019 |                     |
|--------------------|--------------------------|---------------------|--------------------------|---------------------|
|                    |                          |                     | VOLUME (m <sup>3</sup> ) | VALUE (€)           |
| Teak               | 2,991.596                | 1,168,179.20        | 14,762.263               | 5,799,225.08        |
| Gmelina            | 88.161                   | 15,737.47           | 2,185.299                | 394,662.38          |
| <b>GRAND TOTAL</b> | <b>3,079.757</b>         | <b>1,183,916.67</b> | <b>16,947.562</b>        | <b>6,193,887.46</b> |

#### DIRECTION OF TRADE - BILLET

| DESTINATION        | VOLUME (m <sup>3</sup> ) | VALUE (€)           | CUMULATIVE: JAN-AUG 2019 |                     |
|--------------------|--------------------------|---------------------|--------------------------|---------------------|
|                    |                          |                     | VOLUME (m <sup>3</sup> ) | VALUE (€)           |
| India              | 3,035.420                | 1,166,603.65        | 16,769.122               | 6,131,097.17        |
| China              | 44.337                   | 17,313.02           | 167.355                  | 58,421.82           |
| Germany            | -                        | -                   | 11.085                   | 4,368.48            |
| <b>GRAND TOTAL</b> | <b>3,079.757</b>         | <b>1,183,916.67</b> | <b>16,947.562</b>        | <b>6,193,887.46</b> |

#### EXPORTERS PERFORMANCE - SLICED VENEER

| EXPORTER                                    | VOLUME (m <sup>3</sup> ) | VALUE (€)         | CUMULATIVE: JAN-AUG 2019 |                     |
|---|--------------------------|-------------------|--------------------------|---------------------|
|   |                          |                   | VOLUME (m <sup>3</sup> ) | VALUE (€)           |
| John Bitar and Company Limited              | 339.914                  | 319,504.83        | 1,464.315                | 1,565,607.14        |
| Logs and Lumber Limited                     | 172.423                  | 234,082.26        | 1,691.182                | 1,955,922.71        |
| Samartex Timber and Plywood Company Limited | 124.377                  | 130,748.20        | 1,097.756                | 1,186,166.01        |
| Mondial Veneer Ghana Limited                | 161.708                  | 116,363.36        | 2,022.918                | 1,450,857.17        |
| Xylogi Company Limited                      | -                        | -                 | 72.753                   | 61,340.26           |
| <b>GRAND TOTAL</b>                          | <b>798.423</b>           | <b>800,698.64</b> | <b>6,348.924</b>         | <b>6,219,893.30</b> |

#### MOVING SPECIES - SLICED VENEER

| SPECIES      | VOLUME (m <sup>3</sup> ) | VALUE (€)  | CUMULATIVE: JAN-AUG 2019 |              |
|--------------|--------------------------|------------|--------------------------|--------------|
|              |                          |            | VOLUME (m <sup>3</sup> ) | VALUE (€)    |
| Asanfina     | 252.619                  | 224,335.86 | 1,843.561                | 1,532,642.30 |
| Koto / Kyere | 92.845                   | 115,535.18 | 894.853                  | 908,631.95   |
| Yaya         | 56.356                   | 80,706.84  | 376.917                  | 495,910.13   |
| Mahogany     | 53.495                   | 62,628.91  | 619.188                  | 670,539.22   |
| Ceiba        | 121.037                  | 60,470.33  | 563.953                  | 348,877.72   |
| Sapele       | 44.942                   | 58,726.17  | 441.159                  | 486,855.06   |
| Chenchen     | 38.429                   | 52,378.40  | 637.261                  | 604,778.81   |
| Makore       | 43.051                   | 41,573.48  | 325.616                  | 294,736.58   |
| Akasa        | 47.796                   | 30,603.08  | 55.862                   | 39,150.44    |
| Wawa         | 6.517                    | 16,491.44  | 37.015                   | 89,848.01    |
| Edinam       | 11.430                   | 15,666.14  | 101.267                  | 186,455.60   |
| Odum         | 9.078                    | 13,041.44  | 24.268                   | 40,990.16    |
| Ofram        | 12.226                   | 12,619.63  | 94.910                   | 113,283.54   |

|                       |                |                   |                  |                     |
|-----------------------|----------------|-------------------|------------------|---------------------|
| Black Ofram           | 2.746          | 9,152.56          | 67.080           | 113,234.88          |
| Walnut / Lovo         | 3.624          | 3,554.10          | 16.551           | 12,171.83           |
| Niangon               | 0.868          | 1,736.62          | 0.868            | 1,736.62            |
| Entedua               | 1.365          | 1,478.46          | 36.080           | 42,620.36           |
| Black Hyedua          | -              | -                 | 41.775           | 60,911.69           |
| Candollei             | -              | -                 | 42.083           | 41,239.84           |
| Hyedua                | -              | -                 | 43.685           | 35,701.09           |
| Ohaa                  | -              | -                 | 31.338           | 34,403.50           |
| Essa                  | -              | -                 | 21.473           | 27,573.54           |
| Black and White Ofram | -              | -                 | 9.379            | 14,070.20           |
| Mansonia              | -              | -                 | 12.763           | 13,242.56           |
| Danta                 | -              | -                 | 7.852            | 7,403.10            |
| Cedrela               | -              | -                 | 2.166            | 2,884.57            |
| <b>GRAND TOTAL</b>    | <b>798.423</b> | <b>800,698.64</b> | <b>6,348.924</b> | <b>6,219,893.30</b> |

#### DIRECTION OF TRADE - SLICED VENEER

| DESTINATION              | VOLUME (m <sup>3</sup> ) | VALUE (€)         | CUMULATIVE: JAN-AUG 2019 |                     |
|--------------------------|--------------------------|-------------------|--------------------------|---------------------|
|                          |                          |                   | VOLUME (m <sup>3</sup> ) | VALUE (€)           |
| Italy                    | 410.687                  | 393,935.34        | 2,792.220                | 2,342,323.27        |
| Morocco                  | 156.383                  | 83,738.54         | 739.742                  | 385,252.08          |
| United States of America | 25.194                   | 52,538.31         | 364.649                  | 568,759.77          |
| Denmark                  | 18.070                   | 40,198.42         | 127.781                  | 217,880.78          |
| Belgium                  | 30.494                   | 37,107.77         | 81.569                   | 124,275.39          |
| India                    | 24.181                   | 33,704.63         | 152.941                  | 152,950.51          |
| Taiwan                   | 14.455                   | 30,756.66         | 50.249                   | 93,562.87           |
| Spain                    | 32.640                   | 30,202.80         | 441.474                  | 541,891.62          |
| Latvia                   | 30.515                   | 26,309.60         | 66.297                   | 56,877.91           |
| Malaysia                 | 15.828                   | 25,555.20         | 15.828                   | 25,555.20           |
| Hong Kong                | 9.524                    | 21,245.42         | 80.539                   | 125,385.28          |
| Czech Republic           | 9.203                    | 16,719.12         | 26.134                   | 44,285.51           |
| Germany                  | 21.250                   | 8,686.85          | 140.197                  | 208,487.31          |
| China                    | -                        | -                 | 279.734                  | 425,052.60          |
| Egypt                    | -                        | -                 | 414.767                  | 336,744.64          |
| Lebanon                  | -                        | -                 | 150.285                  | 157,529.52          |
| Vietnam                  | -                        | -                 | 106.400                  | 108,577.40          |
| South Africa             | -                        | -                 | 76.971                   | 96,011.93           |
| Portugal                 | -                        | -                 | 92.345                   | 85,330.82           |
| Israel                   | -                        | -                 | 20.816                   | 39,404.83           |
| Greece                   | -                        | -                 | 39.087                   | 34,605.79           |
| United Arab Emirates     | -                        | -                 | 63.138                   | 33,692.62           |
| Colombia                 | -                        | -                 | 25.759                   | 15,455.66           |
| <b>GRAND TOTAL</b>       | <b>798.423</b>           | <b>800,698.64</b> | <b>6,348.924</b>         | <b>6,219,893.30</b> |

**EXPORTERS PERFORMANCE - PLYWOOD (OVERLAND)**

| EXPORTER                                    | VOLUME (m <sup>3</sup> ) | VALUE (€)         | CUMULATIVE: JAN-AUG 2019 |                     |
|---|--------------------------|-------------------|--------------------------|---------------------|
|   |                          |                   | VOLUME (m <sup>3</sup> ) | VALUE (€)           |
| Jussak Company Limited                      | 744.201                  | 223,760.70        | 6,343.268                | 1,967,869.87        |
| John Bitar and Company Limited              | 296.701                  | 128,755.12        | 1,371.375                | 575,632.98          |
| A K Ghana Wood Limited                      | 309.587                  | 101,525.41        | 2,214.736                | 698,790.82          |
| Naumuro Forest Products Company Limited     | 142.886                  | 66,939.79         | 1,047.829                | 496,846.84          |
| Asuo Bomosadu Timber and Sawmill Limited    | 101.211                  | 28,500.00         | 1,329.435                | 389,819.99          |
| Bibiani Logging and Lumber Company Limited  | 64.299                   | 25,437.19         | 616.269                  | 246,930.02          |
| Wako Ghana Company Limited                  | 47.630                   | 24,544.69         | 238.150                  | 99,065.77           |
| A G Timbers Limited                         | 64.299                   | 24,232.01         | 64.299                   | 24,232.01           |
| Yana Wood Processing Company Limited        | 59.536                   | 16,500.00         | 357.216                  | 99,000.00           |
| Wood Pillar Limited                         | -                        | -                 | 1,940.278                | 608,175.00          |
| Samartex Timber and Plywood Company Limited | -                        | -                 | 470.891                  | 197,127.58          |
| True Wood Limited                           | -                        | -                 | 101.896                  | 33,961.13           |
| Naja David Veneer and Plywood Limited       | -                        | -                 | 64.299                   | 19,533.60           |
| Logs and Lumber Limited                     | -                        | -                 | 3.522                    | 2,840.15            |
| <b>GRAND TOTAL</b>                          | <b>1,830.350</b>         | <b>640,194.92</b> | <b>16,163.46</b>         | <b>5,459,825.77</b> |

**MOVING SPECIES - PLYWOOD (OVERLAND)**

| SPECIES            | VOLUME (m <sup>3</sup> ) | VALUE (€)         | CUMULATIVE: JAN-AUG 2019 |                     |
|--------------------|--------------------------|-------------------|--------------------------|---------------------|
|                    |                          |                   | VOLUME (m <sup>3</sup> ) | VALUE (€)           |
| Ceiba              | 1,486.020                | 496,289.80        | 14,488.805               | 4,775,851.71        |
| Mixed Redwood      | 195.567                  | 76,370.10         | 642.964                  | 255,392.80          |
| Black Ofram        | 101.134                  | 52,385.02         | 438.778                  | 224,794.05          |
| Chenchen           | 47.629                   | 15,150.00         | 47.629                   | 15,150.00           |
| Sapele             | -                        | -                 | 214.326                  | 81,524.45           |
| Akata              | -                        | -                 | 142.588                  | 37,987.50           |
| Ofram              | -                        | -                 | 86.256                   | 29,643.76           |
| Mahogany           | -                        | -                 | 64.299                   | 19,533.60           |
| Mansonia           | -                        | -                 | 11.907                   | 9,777.48            |
| Otie               | -                        | -                 | 23.814                   | 8,400.00            |
| Danta              | -                        | -                 | 2.096                    | 1,770.41            |
| <b>GRAND TOTAL</b> | <b>1,830.350</b>         | <b>640,194.92</b> | <b>16,163.463</b>        | <b>5,459,825.77</b> |

**DIRECTION OF TRADE - PLYWOOD (OVERLAND)**

| DESTINATION        | VOLUME (m <sup>3</sup> ) | VALUE (€)         | CUMULATIVE: JAN-AUG 2019 |                     |
|--------------------|--------------------------|-------------------|--------------------------|---------------------|
|                    |                          |                   | VOLUME (m <sup>3</sup> ) | VALUE (€)           |
| Burkina Faso       | 473.006                  | 179,084.00        | 6,109.518                | 2,072,167.29        |
| Niger              | 595.361                  | 175,874.70        | 5,424.328                | 1,686,662.62        |
| Togo               | 452.473                  | 168,318.99        | 2,541.047                | 896,901.66          |
| Benin              | 208.376                  | 64,532.22         | 1,493.844                | 531,113.83          |
| Nigeria            | 101.134                  | 52,385.02         | 594.726                  | 272,980.37          |
| <b>GRAND TOTAL</b> | <b>1,830.350</b>         | <b>640,194.92</b> | <b>16,163.463</b>        | <b>5,459,825.77</b> |



**EXPORTERS PERFORMANCE - PROCESSED L/MOULDTINGS**

| EXPORTER                                    | VOLUME (m <sup>3</sup> ) | VALUE (€)         | CUMULATIVE: JAN-AUG 2019 |                     |
|---|--------------------------|-------------------|--------------------------|---------------------|
|   |                          |                   | VOLUME (m <sup>3</sup> ) | VALUE (€)           |
| Logs and Lumber Limited                     | 416.804                  | 328,725.66        | 3,330.970                | 2,270,504.20        |
| Samartex Timber and Plywood Company Limited | 168.113                  | 155,551.79        | 681.009                  | 620,287.40          |
| John Bitar and Company Limited              | 107.411                  | 58,296.21         | 887.717                  | 546,531.58          |
| Xylogi Company Limited                      | 19.024                   | 13,316.80         | 95.120                   | 66,584.00           |
| Modern Wood Technology and Company Limited  | 17.621                   | 6,319.51          | 207.418                  | 193,282.92          |
| Asuo Bomosadu Timber and Sawmill Limited    | -                        | -                 | 91.058                   | 57,439.77           |
| Nach Company Limited                        | -                        | -                 | 72.560                   | 32,839.29           |
| <b>GRAND TOTAL</b>                          | <b>728.973</b>           | <b>562,209.96</b> | <b>5,365.852</b>         | <b>3,787,469.16</b> |

**MOVING SPECIES - PROCESSED L/MOULDTINGS**

| SPECIES            | VOLUME (m <sup>3</sup> ) | VALUE (€)         | CUMULATIVE: JAN-AUG 2019 |                     |
|--------------------|--------------------------|-------------------|--------------------------|---------------------|
|                    |                          |                   | VOLUME (m <sup>3</sup> ) | VALUE (€)           |
| Wawa               | 321.558                  | 156,147.26        | 2,842.573                | 1,435,291.15        |
| Sapele             | 104.373                  | 109,940.29        | 379.410                  | 412,444.71          |
| Denya              | 79.880                   | 83,649.05         | 280.504                  | 283,908.51          |
| Black Ofram        | 46.788                   | 42,836.68         | 100.064                  | 106,267.80          |
| Niangon            | 35.309                   | 38,707.47         | 240.027                  | 254,717.16          |
| Makore             | 35.064                   | 32,258.88         | 71.418                   | 66,431.64           |
| Mahogany           | 34.207                   | 31,073.58         | 168.516                  | 153,255.59          |
| Guarea             | 25.127                   | 28,733.36         | 46.034                   | 52,767.52           |
| Edinam             | 20.655                   | 20,655.00         | 20.655                   | 20,655.00           |
| Ceiba              | 20.993                   | 14,695.10         | 210.762                  | 143,169.80          |
| Dahoma             | 5.019                    | 3,513.30          | 151.045                  | 115,859.03          |
| Hotrohotro / Fotie | -                        | -                 | 157.910                  | 157,298.77          |
| Mixed Redwood      | -                        | -                 | 100.158                  | 89,657.82           |
| Odum               | -                        | -                 | 63.848                   | 88,441.39           |
| Kusia              | -                        | -                 | 84.455                   | 72,012.80           |
| Potrodum           | -                        | -                 | 72.476                   | 64,386.18           |
| Koto / Kyere       | -                        | -                 | 67.297                   | 52,806.06           |
| Emire              | -                        | -                 | 51.650                   | 46,063.31           |
| Chenchen           | -                        | -                 | 44.739                   | 36,028.00           |
| Tetekon            | -                        | -                 | 34.560                   | 32,982.15           |
| Teak               | -                        | -                 | 72.560                   | 32,839.29           |
| Walnut / Lova      | -                        | -                 | 51.752                   | 23,608.32           |
| Wawabima           | -                        | -                 | 14.087                   | 14,855.06           |
| Ofram              | -                        | -                 | 13.009                   | 9,043.78            |
| Asanfina           | -                        | -                 | 9.118                    | 6,337.01            |
| Cedrela            | -                        | -                 | 5.930                    | 4,447.50            |
| Black Hyedua       | -                        | -                 | 2.303                    | 4,260.55            |
| Danta              | -                        | -                 | 3.676                    | 3,124.60            |
| Avodire            | -                        | -                 | 1.718                    | 1,194.01            |
| Ohaa               | -                        | -                 | 1.567                    | 1,089.07            |
| Hyedua             | -                        | -                 | 0.391                    | 792.46              |
| Utile              | -                        | -                 | 0.543                    | 597.30              |
| Yaya               | -                        | -                 | 0.809                    | 562.26              |
| Berlina            | -                        | -                 | 0.288                    | 273.60              |
| <b>GRAND TOTAL</b> | <b>728.973</b>           | <b>562,209.96</b> | <b>5,365.852</b>         | <b>3,787,469.16</b> |

**DIRECTION OF TRADE - PROCESSED L/MOULDINGS**

| DESTINATION              | VOLUME (m <sup>3</sup> ) | VALUE (€)         | CUMULATIVE: JAN-AUG 2019 |                     |
|--------------------------|--------------------------|-------------------|--------------------------|---------------------|
|                          |                          |                   | VOLUME (m <sup>3</sup> ) | VALUE (€)           |
| Belgium                  | 253.829                  | 221,488.11        | 1,086.918                | 976,985.66          |
| Germany                  | 122.928                  | 91,263.16         | 1,234.129                | 802,387.06          |
| France                   | 89.926                   | 83,987.46         | 313.685                  | 283,283.55          |
| Croatia                  | 104.664                  | 45,794.74         | 679.119                  | 306,878.39          |
| United Kingdom           | 43.342                   | 39,607.25         | 296.744                  | 302,072.65          |
| United States of America | 45.224                   | 30,777.78         | 144.513                  | 98,189.63           |
| Israel                   | 18.732                   | 20,605.20         | 96.313                   | 95,562.74           |
| Italy                    | 25.552                   | 17,041.55         | 36.868                   | 23,831.15           |
| South Africa             | 24.776                   | 11,644.72         | 70.730                   | 33,243.10           |
| Denmark                  | -                        | -                 | 903.585                  | 387,911.65          |
| Greece                   | -                        | -                 | 213.556                  | 227,198.09          |
| Finland                  | -                        | -                 | 56.171                   | 51,560.48           |
| India                    | -                        | -                 | 72.560                   | 32,839.29           |
| Albania                  | -                        | -                 | 34.628                   | 32,561.92           |
| United Arab Emirates     | -                        | -                 | 16.140                   | 31,780.71           |
| Spain                    | -                        | -                 | 27.984                   | 28,834.23           |
| Portugal                 | -                        | -                 | 22.674                   | 24,941.40           |
| Poland                   | -                        | -                 | 43.296                   | 22,513.92           |
| Ireland                  | -                        | -                 | 13.071                   | 21,588.98           |
| Lebanon                  | -                        | -                 | 3.168                    | 3,304.58            |
| <b>GRAND TOTAL</b>       | <b>728.973</b>           | <b>562,209.96</b> | <b>5,365.852</b>         | <b>3,787,469.16</b> |

**EXPORTERS PERFORMANCE - ROTARY VENEER**

| EXPORTER                                    | VOLUME (m <sup>3</sup> ) | VALUE (€)         | CUMULATIVE: JAN-AUG 2019 |                     |
|---|--------------------------|-------------------|--------------------------|---------------------|
|   |                          |                   | VOLUME (m <sup>3</sup> ) | VALUE (€)           |
| Samartex Timber and Plywood Company Limited | 214.675                  | 124,307.62        | 661.816                  | 423,145.73          |
| John Bitar and Company Limited              | 144.511                  | 58,034.88         | 1,946.420                | 818,649.19          |
| Jussak Company Limited                      | 73.493                   | 30,518.65         | 145.629                  | 61,213.84           |
| Miro Forestry Limited                       | 92.992                   | 13,072.38         | 92.992                   | 13,072.38           |
| <b>GRAND TOTAL</b>                          | <b>525.671</b>           | <b>225,933.53</b> | <b>2,846.857</b>         | <b>1,316,081.14</b> |

**MOVING SPECIES - ROTARY VENEER**

| SPECIES    | VOLUME (m <sup>3</sup> ) | VALUE (€)  | CUMULATIVE: JAN-AUG 2019 |            |
|------------|--------------------------|------------|--------------------------|------------|
|            |                          |            | VOLUME (m <sup>3</sup> ) | VALUE (€)  |
| Essa       | 178.100                  | 104,459.12 | 781.876                  | 468,603.22 |
| Ceiba      | 134.664                  | 48,704.47  | 1,584.010                | 624,009.96 |
| Ogea       | 65.892                   | 34,338.26  | 83.811                   | 43,900.82  |
| Otie       | 29.755                   | 15,270.58  | 146.792                  | 82,001.67  |
| Chenchen   | 24.268                   | 10,088.71  | 90.256                   | 45,977.26  |
| Gmelina    | 46.907                   | 6,593.97   | 46.907                   | 6,593.97   |
| Eucalyptus | 46.085                   | 6,478.41   | 46.085                   | 6,478.41   |
| Wawabima   | -                        | -          | 30.006                   | 17,893.94  |
| Celtis     | -                        | -          | 18.460                   | 9,976.99   |

|                    |                |                   |                  |                     |
|--------------------|----------------|-------------------|------------------|---------------------|
| Akonkodie          | -              | -                 | 16.950           | 9,672.52            |
| Bombax             | -              | -                 | 1.704            | 972.39              |
| <b>GRAND TOTAL</b> | <b>525.671</b> | <b>225,933.53</b> | <b>2,846.857</b> | <b>1,316,081.14</b> |

#### DIRECTION OF TRADE - ROTARY VENEER

| DESTINATION              | VOLUME (m <sup>3</sup> ) | VALUE (€)         | CUMULATIVE: JAN-AUG 2019 |                     |
|--------------------------|--------------------------|-------------------|--------------------------|---------------------|
|                          |                          |                   | VOLUME (m <sup>3</sup> ) | VALUE (€)           |
| United States of America | 243.987                  | 131,158.21        | 819.089                  | 452,496.65          |
| Egypt                    | 73.493                   | 30,518.65         | 444.867                  | 215,558.67          |
| Canada                   | 29.760                   | 22,909.76         | 148.784                  | 115,209.95          |
| Denmark                  | 44.711                   | 15,648.85         | 89.803                   | 31,431.05           |
| China                    | 92.992                   | 13,072.38         | 92.992                   | 13,072.38           |
| Spain                    | 40.728                   | 12,625.68         | 648.810                  | 248,534.07          |
| Morocco                  | -                        | -                 | 323.477                  | 100,019.70          |
| Italy                    | -                        | -                 | 161.586                  | 68,683.48           |
| Lebanon                  | -                        | -                 | 77.175                   | 48,521.19           |
| Belgium                  | -                        | -                 | 40.275                   | 22,554.00           |
| <b>GRAND TOTAL</b>       | <b>525.671</b>           | <b>225,933.53</b> | <b>2,846.857</b>         | <b>1,316,081.14</b> |

#### EXPORTERS PERFORMANCE - BOULES (AIR DRIED)

| EXPORTER                                    | VOLUME (m <sup>3</sup> ) | VALUE (€)        | CUMULATIVE: JAN-AUG 2019 |                   |
|---|--------------------------|------------------|--------------------------|-------------------|
|   |                          |                  | VOLUME (m <sup>3</sup> ) | VALUE (€)         |
| Samartex Timber and Plywood Company Limited | 122.503                  | 64,926.59        | 643.330                  | 350,908.15        |
| <b>GRAND TOTAL</b>                          | <b>122.503</b>           | <b>64,926.59</b> | <b>643.330</b>           | <b>350,908.15</b> |

#### MOVING SPECIES - BOULES (AIR DRIED)

| SPECIES            | VOLUME (m <sup>3</sup> ) | VALUE (€)        | CUMULATIVE: JAN-AUG 2019 |                   |
|--------------------|--------------------------|------------------|--------------------------|-------------------|
|                    |                          |                  | VOLUME (m <sup>3</sup> ) | VALUE (€)         |
| Niangon            | 122.503                  | 64,926.59        | 643.330                  | 350,908.15        |
| <b>GRAND TOTAL</b> | <b>122.503</b>           | <b>64,926.59</b> | <b>643.330</b>           | <b>350,908.15</b> |

#### DIRECTION OF TRADE - BOULES (AIR DRIED)

| DESTINATION        | VOLUME (m <sup>3</sup> ) | VALUE (€)        | CUMULATIVE: JAN-AUG 2019 |                   |
|--------------------|--------------------------|------------------|--------------------------|-------------------|
|                    |                          |                  | VOLUME (m <sup>3</sup> ) | VALUE (€)         |
| France             | 122.503                  | 64,926.59        | 473.184                  | 250,787.52        |
| Italy              | -                        | -                | 88.440                   | 51,147.05         |
| Greece             | -                        | -                | 81.706                   | 48,973.58         |
| <b>GRAND TOTAL</b> | <b>122.503</b>           | <b>64,926.59</b> | <b>643.330</b>           | <b>350,908.15</b> |

**EXPORTERS PERFORMANCE - KINDLING**

| EXPORTER                                   | VOLUME (m <sup>3</sup> ) | VALUE (€)        | CUMULATIVE: JAN-AUG 2019 |                   |
|--|--------------------------|------------------|--------------------------|-------------------|
|  |                          |                  | VOLUME (m <sup>3</sup> ) | VALUE (€)         |
| Sustainable Biomass Solution Ghana Limited | 182.994                  | 38,083.61        | 1,463.950                | 304,668.49        |
| <b>GRAND TOTAL</b>                         | <b>182.994</b>           | <b>38,083.61</b> | <b>1,463.950</b>         | <b>304,668.49</b> |

**MOVING SPECIES - KINDLING**

| SPECIES            | VOLUME (m <sup>3</sup> ) | VALUE (€)        | CUMULATIVE: JAN-AUG 2019 |                   |
|--------------------|--------------------------|------------------|--------------------------|-------------------|
|                    |                          |                  | VOLUME (m <sup>3</sup> ) | VALUE (€)         |
| Wawa               | 182.994                  | 38,083.61        | 1,463.950                | 304,668.49        |
| <b>GRAND TOTAL</b> | <b>182.994</b>           | <b>38,083.61</b> | <b>1,463.950</b>         | <b>304,668.49</b> |

**DIRECTION OF TRADE - KINDLING**

| DESTINATION        | VOLUME (m <sup>3</sup> ) | VALUE (€)        | CUMULATIVE: JAN-AUG 2019 |                   |
|--------------------|--------------------------|------------------|--------------------------|-------------------|
|                    |                          |                  | VOLUME (m <sup>3</sup> ) | VALUE (€)         |
| United Kingdom     | 182.994                  | 38,083.61        | 1,463.950                | 304,668.49        |
| <b>GRAND TOTAL</b> | <b>182.994</b>           | <b>38,083.61</b> | <b>1,463.950</b>         | <b>304,668.49</b> |

**EXPORTERS PERFORMANCE - BOULES (KILN DRIED)**

| EXPORTER                                    | VOLUME (m <sup>3</sup> ) | VALUE (€)        | CUMULATIVE: JAN-AUG 2019 |                   |
|---|--------------------------|------------------|--------------------------|-------------------|
|   |                          |                  | VOLUME (m <sup>3</sup> ) | VALUE (€)         |
| Samartex Timber and Plywood Company Limited | 33.331                   | 22,331.77        | 251.042                  | 160,094.88        |
| <b>GRAND TOTAL</b>                          | <b>33.331</b>            | <b>22,331.77</b> | <b>251.042</b>           | <b>160,094.88</b> |

**MOVING SPECIES - BOULES (KILN DRIED)**

| SPECIES            | VOLUME (m <sup>3</sup> ) | VALUE (€)        | CUMULATIVE: JAN-AUG 2019 |                   |
|--------------------|--------------------------|------------------|--------------------------|-------------------|
|                    |                          |                  | VOLUME (m <sup>3</sup> ) | VALUE (€)         |
| Niangon            | 33.331                   | 22,331.77        | 251.042                  | 160,094.88        |
| <b>GRAND TOTAL</b> | <b>33.331</b>            | <b>22,331.77</b> | <b>251.042</b>           | <b>160,094.88</b> |

**DIRECTION OF TRADE - BOULES (KILN DRIED)**

| DESTINATION        | VOLUME (m <sup>3</sup> ) | VALUE (€)        | CUMULATIVE: JAN-AUG 2019 |                   |
|--------------------|--------------------------|------------------|--------------------------|-------------------|
|                    |                          |                  | VOLUME (m <sup>3</sup> ) | VALUE (€)         |
| Greece             | 33.331                   | 22,331.77        | 92.641                   | 62,073.89         |
| Italy              | -                        | -                | 158.401                  | 98,020.99         |
| <b>GRAND TOTAL</b> | <b>33.331</b>            | <b>22,331.77</b> | <b>251.042</b>           | <b>160,094.88</b> |

**EXPORTERS PERFORMANCE - CURLS VENEER**

| EXPORTER                       | VOLUME (m <sup>3</sup> ) | VALUE (€)       | CUMULATIVE: JAN-AUG 2019 |                  |
|--------------------------------|--------------------------|-----------------|--------------------------|------------------|
|                                |                          |                 | VOLUME (m <sup>3</sup> ) | VALUE (€)        |
| John Bitar and Company Limited | 0.203                    | 1,016.82        | 2.207                    | 11,631.35        |
| <b>GRAND TOTAL</b>             | <b>0.203</b>             | <b>1,016.82</b> | <b>2.207</b>             | <b>11,631.35</b> |

**MOVING SPECIES - CURLS VENEER**

| SPECIES            | VOLUME (m <sup>3</sup> ) | VALUE (€)       | CUMULATIVE: JAN-AUG 2019 |                  |
|--------------------|--------------------------|-----------------|--------------------------|------------------|
|                    |                          |                 | VOLUME (m <sup>3</sup> ) | VALUE (€)        |
| Mahogany           | 0.203                    | 1,016.82        | 2.207                    | 11,631.35        |
| <b>GRAND TOTAL</b> | <b>0.203</b>             | <b>1,016.82</b> | <b>2.207</b>             | <b>11,631.35</b> |

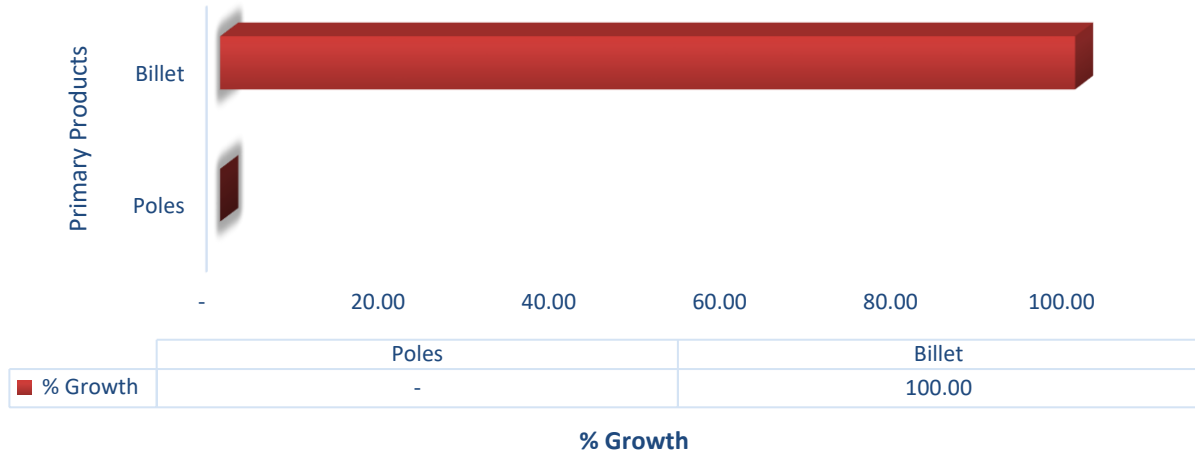
**DIRECTION OF TRADE - CURLS VENEER**

| DESTINATION        | VOLUME (m <sup>3</sup> ) | VALUE (€)       | CUMULATIVE: JAN-AUG 2019 |                  |
|--------------------|--------------------------|-----------------|--------------------------|------------------|
|                    |                          |                 | VOLUME (m <sup>3</sup> ) | VALUE (€)        |
| Spain              | 0.203                    | 1,016.82        | 0.203                    | 1,016.82         |
| China              | -                        | -               | 2.004                    | 10,614.53        |
| <b>GRAND TOTAL</b> | <b>0.203</b>             | <b>1,016.82</b> | <b>2.207</b>             | <b>11,631.35</b> |




# APPENDIX A

Cumulative Volumes (m<sup>3</sup>) for Primary Wood Products - Jan - Aug 2019

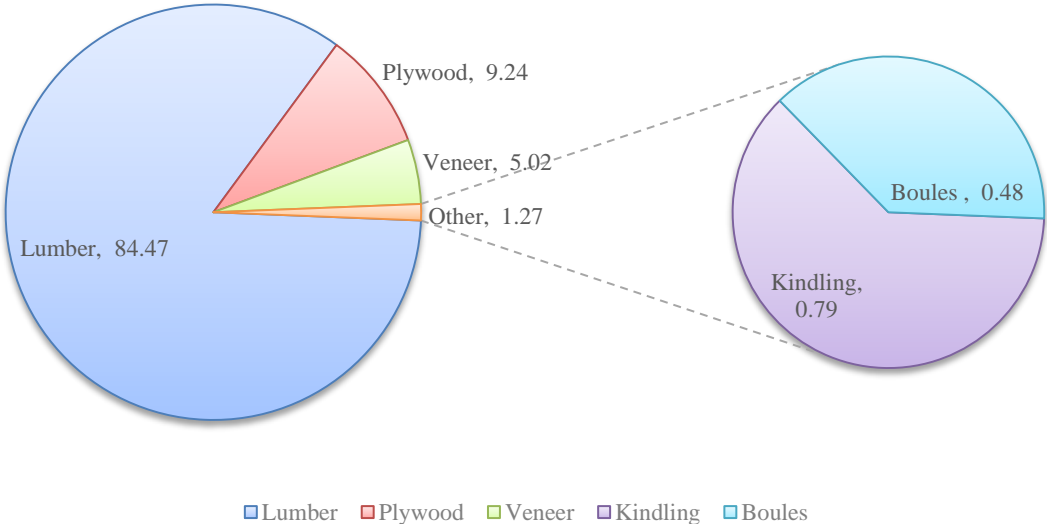


Cumulative Values (€) for Primary Wood Products - Jan - Aug 2019

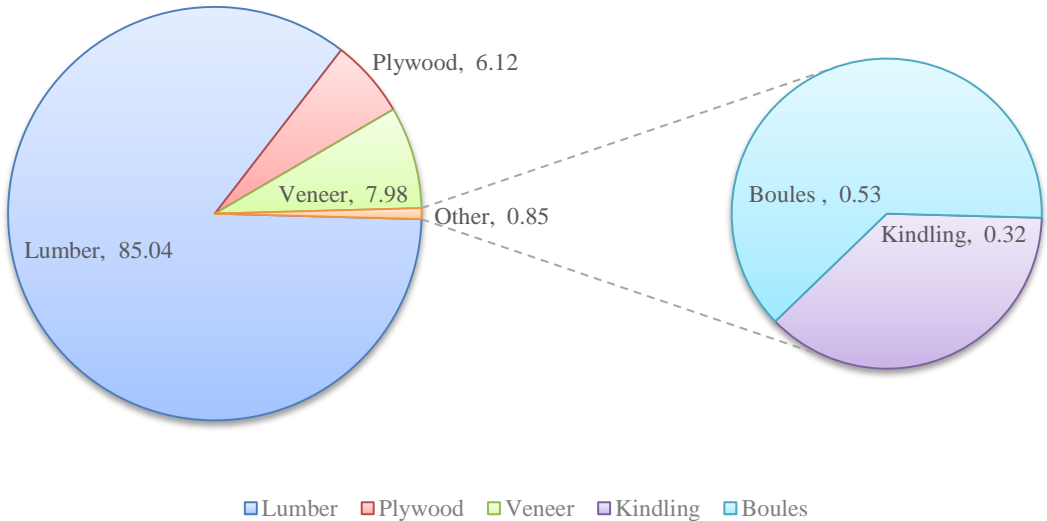


# APPENDIX B

Secondary Wood Products - Volumes(m<sup>3</sup>)



Secondary Wood Products - Value (€)

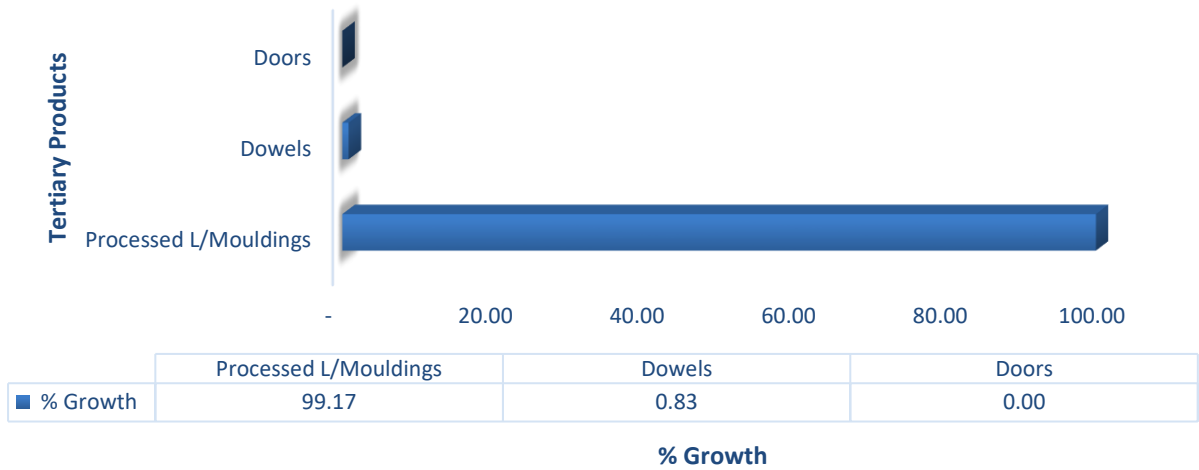


# APPENDIX C

Cumulative Volumes (m<sup>3</sup>) for Tertiary Wood Products - Jan - Aug 2019

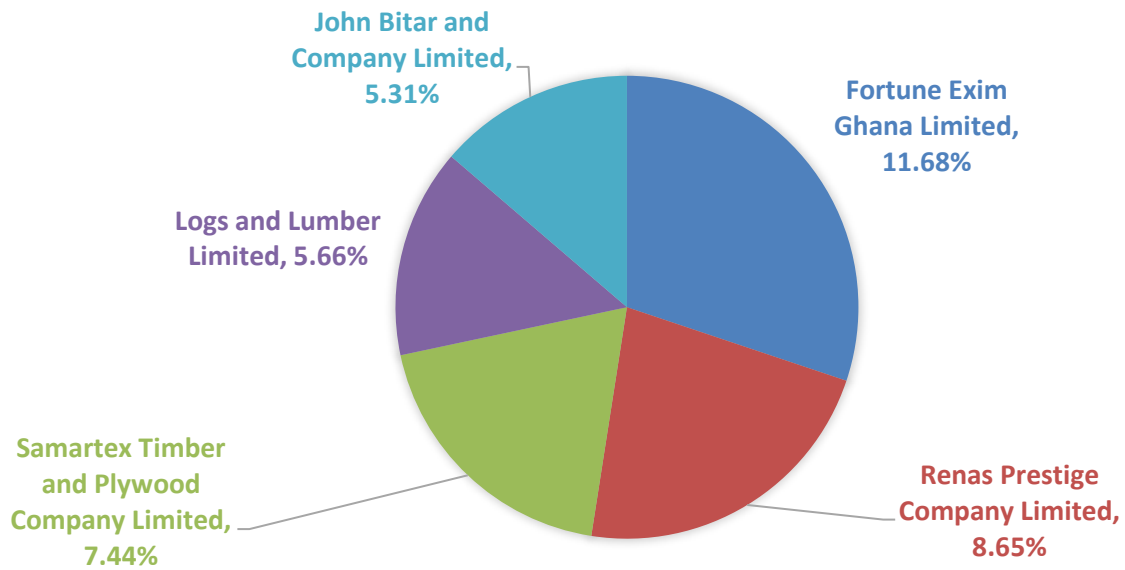


Cumulative Values (€) for Tertiary Wood Products - Jan - Aug 2019

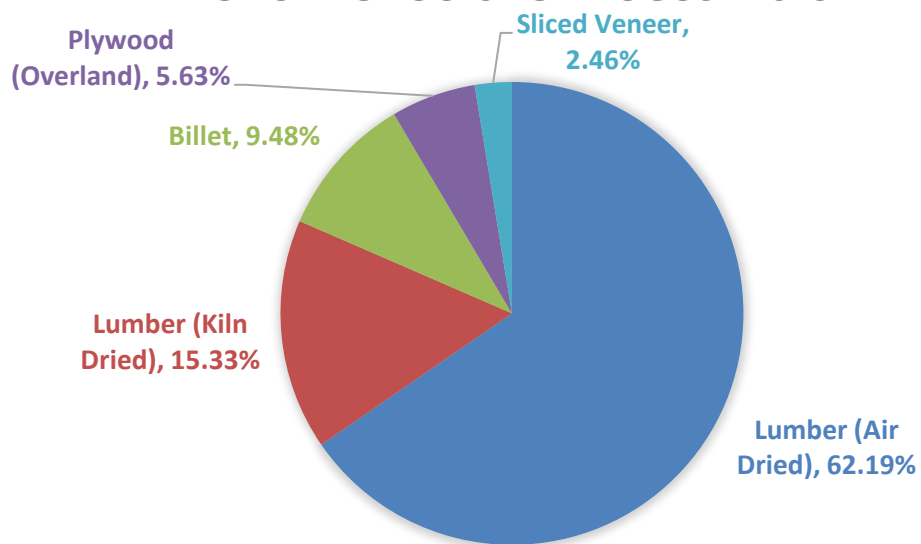


# APPENDIX D

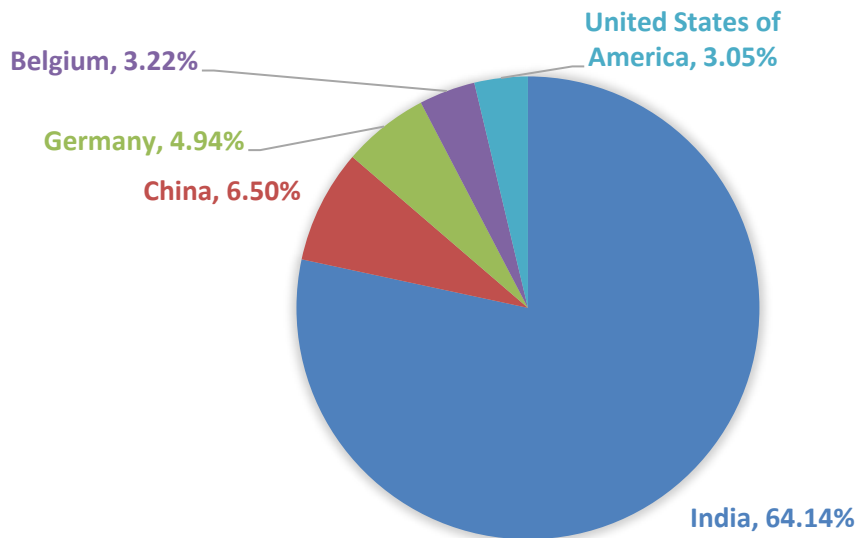
## TOP 5 EXPORTERS FOR AUGUST 2019



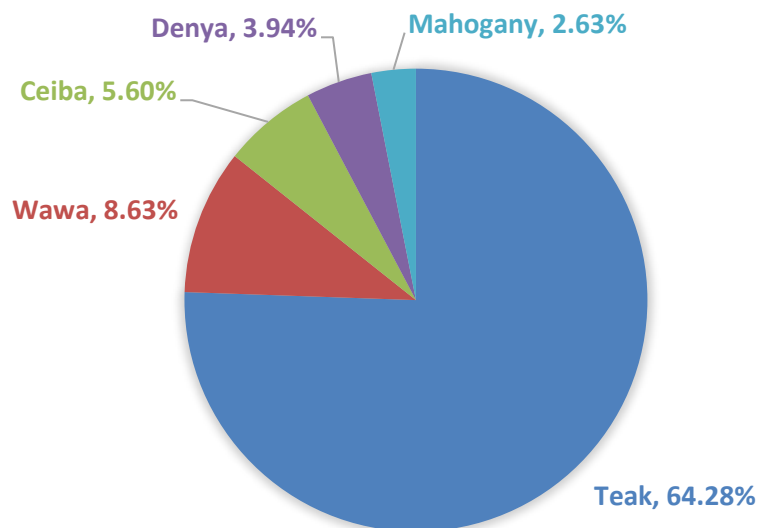
## TOP 5 PRODUCTS FOR AUGUST 2019



### TOP 5 DESTINATIONS FOR AUGUST 2019

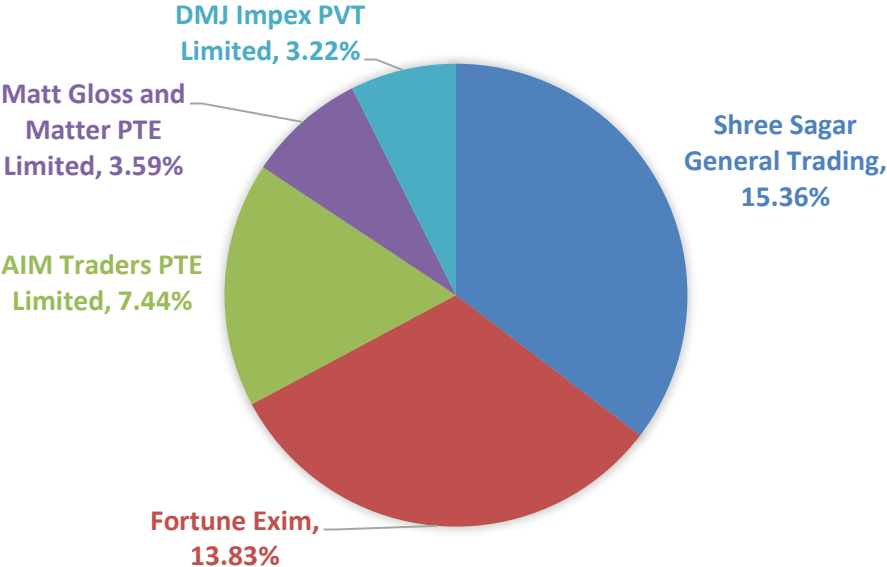


### TOP 5 SPECIES FOR AUGUST 2019





### TOP 5 BUYERS FOR AUGUST 2019



# GHANA FORESTRY COMMISSION

V  
I  
S  
S  
I  
O  
N

“TO LEAVE FUTURE  
GENERATIONS AND ITS  
COMMUNITIES WITH RICHER,  
BETTER, MORE VALUABLE  
FORESTRY AND WILDLIFE  
ENDOWMENTS THAN WE  
INHERITED.”

M  
I  
S  
S  
I  
O  
N

“TO SUSTAINABLY  
DEVELOP AND MANAGE  
GHANA’S FORESTRY  
AND WILDLIFE  
RESOURCES.”