



# Market Report

Prepared by the London Office & Timber Industry Development Division of the Forestry Commission for Ghana's wood products sector

**3<sup>rd</sup> Qtr 2022**

**Ghana: first half of year wood products export trends - Page 2**

**Peru veneer and plywood positive trends - Page 3**


**Vietnam: wood and forests products exports down Page 4**

**EU27 tropical wood imports at high level - Page 5**

**UK: strong rise of tropical sawnwood imports -Page 6**

**Nord America Import trends - Page 7**

**UKCA to replace CE mark in the UK from 1<sup>st</sup> January 2023 - Page 8**



**Ghana had a good first half of year for its wood products exports**

# Foreword

Her Majesty Queen Elizabeth II died on September 8, 2022. Elizabeth was just 25 and on a visit to Kenya with her husband Philip, she learned of her father King George VI's death and her ascension to the throne on February 6, 1952. In 1961, Queen Elizabeth visited several countries around the world, but perhaps what was most notable was her very first trip to the Republic of Ghana. She returned in 1999 and Prince Charles then, now King Charles III, also visited the Republic together with the then Duchess of Cornwall, now Queen consort, Camila in 2018. At this time, we offer our sincere condolences to His Majesty the King and to the Royal Family – they are in our thoughts and prayers

Charles Dei-Amoah  
Head-Ghana Forestry Commission, London Office

## Ghana: first half of year wood products export trends

In the first half of 2022 cumulative export of wood products amounted to 165,630 m<sup>3</sup> earning euro 71.61 million. This compared to 145,486 m<sup>3</sup> in the same period in 2021 when euro 70.56 million was earned. Air-dried sawnwood (84,245 m<sup>3</sup>), kiln-dried sawnwood (22,353 m<sup>3</sup>) and billets (20,535 m<sup>3</sup>) accounted for 51%, 13% and 12% of the total first half export volume.

The export of plywood (4,346 m<sup>3</sup>) and air-dried boules (1,320 m<sup>3</sup>) exceeded those in the first half of 2021 by a big margin.

Plywood exports to regional markets were significant and have been so since the beginning of 2022 with a 68% volume increase to 18,668 m<sup>3</sup> in the first half of 2022 from 11,123 m<sup>3</sup> recorded in the previous first half year.

The total volume of the three leading products during the period under consideration was 24,334 m<sup>3</sup>, representing 15% of 2022 total exports against 12,853 m<sup>3</sup> or 9% in 2021. The markets for these products included Senegal, Togo, Burkina Faso, Niger, Greece and Germany with species shipped including ceiba, gmelina and mixed red wood.

First half export volumes (cu,m)

	Jan-Jun 21	Jan-Jun 22	2022 YoY % Change
AD Sawnwood	70,199	84,245	20
Plywood Reg. markets	11,123	18,668	68
KD Sawnwood	20,818	22,353	7
Billets	26,969	20,535	-24
Sliced Veneer	5,342	4,974	-7
Rotary Veneer	3,801	4,252	12
Mouldings	5,169	4,555	-12
Plywood	1,370	4,346	217
Boules (AD)	359	1,320	267
Others	335	383	14
<b>Total</b>	<b>145,486</b>	<b>165,630</b>	<b>14</b>

Source: ITTO TIM Report 26:11

Ghana and seven other countries including Kenya, Egypt, and Cameroon have agreed to begin trading

under the African Continental Free Trade Agreement (AfCFTA).

The AfCFTA trade in goods and services can boost Ghana's real income by 5.7%. This represents around two third of the Ghana's AfCFTA income boost from trade facilitation measures while reductions in Non-Tariff Barriers (NTBs) will account for almost 2% along with reduction of tariffs.

AfCFTA represents a major opportunity for African countries to boost growth. Some of the countries partnering with Ghana to begin the AfCFTA trading already import wood products such as sawnwood, sliced veneer and plywood from Ghana.

Export sawnwood prices

Ghana sawnwood, FOB	Euro per cu.m	
	Air-dried	Kiln-dried
FAS 25-100mmx150mm up x 2.4m up		
Afromosia	860	925
Asanfina	465	564
Ceiba	290	320
Dahoma	437	477↓
Edinam (mixed redwood)	640	707↑
Emeri	602	685↓
African mahogany (Ivorenensis)	1,239	930↑
Makore	560	780↓
Niangon	565↑	862↑
Odum	634	917↓
Sapele	800	850↑
Wawa 1C & Select	422	486↓

Export sliced veneer

Sliced face veneer	FOB
	Euro per cu.m
Asanfina	1,682↑
Avodire	1,325
Chenchen	822↓
Mahogany	2,595
Makore	979↑
Odum	2,373
Sapele	1,560↑

Source: ITTO  
TIM Report 26:11

Export plywood prices

Plywood, FOB	Euro per cu.m		
	Ceiba	Ofram	Asanfina
BB/CC			
4mm	458↑	580	641
6mm	412	535	604
9mm	370	504	560
12mm	583	476	480
15mm	450	414	430
18mm	460	463	383

Grade AB/BB would attract a premium of 10%, B/BB 5%, C/CC 5% and CC/CC 10%

## EU27 imports of tropical sawnwood up 27%

EU27 imports of tropical sawnwood have recovered ground this year. Imports of 382,000 tonnes in the first six months were 27% higher than the same period in 2021 and 31% more than the same period in 2020.

Sawnwood imports increased sharply in the first six months of this year from all the largest tropical suppliers to the EU27 including Cameroon (+28% to 123,700 tonnes), Brazil (+31% to 79,800 tonnes), Gabon (+26% to 62,800 tonnes), Congo (+32% to 32,100 tonnes) and Malaysia (+15% to 30,000 tonnes).

Of smaller supply countries, there were large percentage increases in imports from **Ghana** (+28% to 9,200 tonnes), DRC (+154% to 6,100 tonnes), Suriname (+68% to 4,700 tonnes), Indonesia (+56% to 3,900 tonnes), Angola (+40% to 3,200 tonnes), Peru (+18% to 2,700 tonnes), and CAR (+307% to 2,000 tonnes). In contrast imports from Côte d'Ivoire fell 29% decline to 7,000 tonnes.

EU27 imports of tropical mouldings/decking of 101,300 tonnes between January and June this year were at the same level as the same period last year.

Falling imports from the two largest supply countries, Indonesia (-9% to 31,300 tonnes) and Brazil (-4% to 40,100 tonnes), were offset by rising imports from Peru (+14% to 8,700 tonnes), Gabon (+72% to 7,000 tonnes), Bolivia (+23% to 4,100 tonnes), and Malaysia (+8% to 4,100 tonnes)

## Peru veneer and plywood positive trends

The export of wood products in the first half of the year (US\$75.9 million) showed a growth of 34% compared to the same period in 2021 (US\$56.7 million) and 101% and 24.5% compared to 2020 and 2019 (January-June). In the first half of 2022 exports totaled US\$75.9 million of which semi-manufactured products were the most important at US\$39.1 million. Second was sawnwood (US\$26.3 million +90% up year on year) and representing 35% of the total. Furniture and parts (US\$2.4 million), construction products (US\$.3 million), firewood and charcoal (US\$2.1 million), veneered and plywood (US\$ 1.6 million), manufactured products (US\$1.4 million) made up the balance.

In the past ten years (January-May period) the best performance was in 2015 when shipments amounted to US\$7.85 million. In subsequent years (January-May), there were constant declines to US\$4.65 million (2016), US\$3.98 million (2017), US\$3.14 million (2018), US\$1.15 million (2019) and US\$0.8 million (2020). These latest figures indicate recovery is possible.

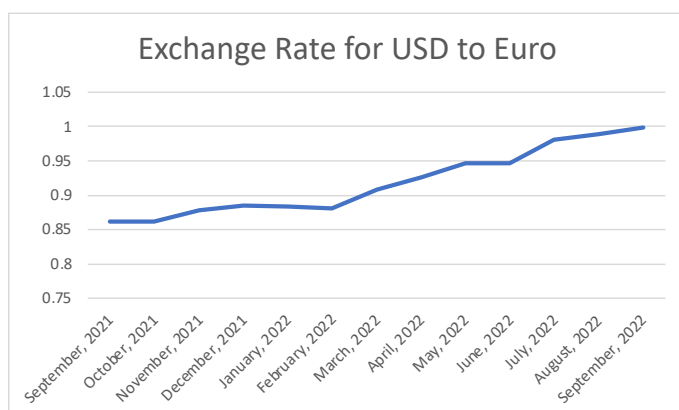
The main destination in the January-May 2022 period was Mexico (US\$1.18 million), or about 97% of all shipments and up 9% compared to the same period in 2021. The most outstanding export product was plywood at US\$0.95 million, followed by walnut wood veneers, container floors and shihuahuaco wood profiles.

Of the total timber exports (US\$66.5 million, in the first half of the year) veneers and plywood represented just 2% being surpassed by semi-manufactured products, sawn wood, construction products, furniture and parts and firewood and charcoal.

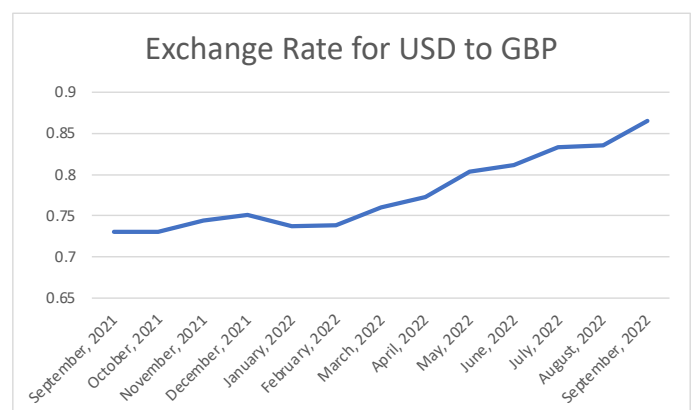
Imports from Peru to the US rose, their strongest since 2015. US imports from Peru so far this year are nearly five times that of last year.

## Currency exchange rate trends

USD per 1 Euro 12 months to Sept 2022



USD per 1 GBP 12 months to Sept 2022



## Finnish wood imports fall 58% in Jan – July 2022

In the first half year the exports value of Finland's forest industry products totalled in real terms EUR 7.19 billion and decreased from previous year by 7% (deflated using wholesale price index). The exports value of forest industries was EUR 1.28 billion in June, according to the Natural Forest Institute (Luke).

At the same time the exports value of wood-products industries was EUR 2.44 billion and increased by 14% in real terms compared to previous year. The exports value of sawn goods increased by 11% and volume decreased by 6%. For Finnish plywood the exports value increased by 6% and volume decreased by 4%.

The real exports value of pulp and paper industries was EUR 4.74 billion and decreased by 15% compared to previous year. At the same time the exports value of bleached sulphate pulp decreased by 18% and volume decreased by 22%. The exports value of magazine paper decreased by 28% and

volume by 40%. For fine paper the exports value decreased by 57% and volume decreased 66%. The exports value of paperboard increased by 9% and volume 4%.

In the first half year the most important Finnish exports product was paperboard with 30% share of the exports value. Second was sawn goods, 22% share. The share of pulp was 17% and paper 15%.

In January-June, Finnish wood imports totalled 2.71 million cubic meters and decreased by 58% from same period previous year. Of imported wood 47% was pulpwood, 35% chips and 3% logs. Compared to the same period previous year the imports of pulpwood decreased by 65%. The imports of chips decreased by 56% and logs 68%. In June wood imports totalled 0.28 million cubic meters.

Of imported wood in January-June 55% originated from Russia, 19% from Estonia and 14% from Latvia.

### Country news

#### **Vietnam: wood and forests products exports down**

The export value of wood and forest products in the first 7 months of 2022 was estimated at US\$10.42 billion, up by 1.3% over the same period of 2021. Exports of wood and wood products alone reached US\$9.72 billion, an increase of 1.2%; of which, the exports of wood chips reached US\$1.4 billion, up by 30%, the exports of wood pellets reached US\$0.45 billion, up by 79%, the exports of all kinds of panel products reached US\$0.91 billion, up by 22%, the export of wood products reached US\$6.97 billion down by 7% and the exports of nontimber forest products reached US\$0.7 billion, up by 2.6%. Regarding the markets, in the first 7 months of 2022, timber and forest products were exported to 110 countries and territories, of which, the US, Japan, China, EU and South Korea continued to be the main export markets.

The total exports to those 5 markets were estimated at US\$9.38 billion accounting for 90% of the total export value of the country.

Exports to the US market reached over US\$5.84 billion, down by 5% over the same period of 2021, of which, the exports of wood and wood products reached US\$5.58 billion, down by 51%. Exports of

non-timber forest products reached US\$0.25 billion, down by 0.6%.

Exports to the Japanese market reached US\$1.04 billion, up by 19% over the same period of 2021 of which exports of wood and wood products reached US\$999 million, up by 20% and the exports of non-timber forest products reached US\$36 million, down by 2%.

Exports to the Chinese market reached US\$1.161 billion, up by 24% over the same period of 2021.

The country's exports of wood and wood products to China reached US\$1.15 billion, up by 23%; while the exports of non-timber forest products reached US\$15 million, up by 164.2 percent.

Exports to the EU market reached US\$726 million, up by 1% over the same period of 2021, of which, exports of wood and wood products reached US\$549 million, down by 2% and the exports of non-timber forest products reached US\$177 million, up by 11%.

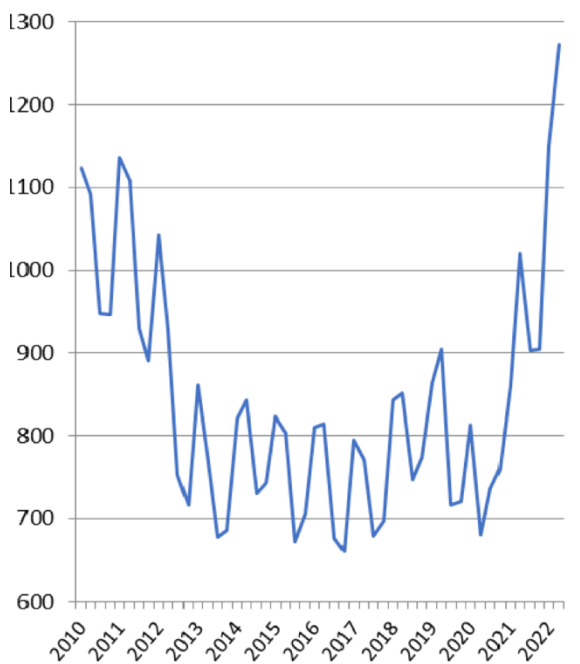
The supply of raw materials from domestically planted forest wood is still sufficient to meet production needs. Currently, due to the increased demand for woodchips and pellets, prices have risen by over 30% so the forest owners tend to cut young forests (3-4 years old plantations), leading to the risk of shortage of wood materials for processing all kinds of other wood products.

## EU27 tropical wood import value at high level

Between April and June this year, EU27 import value of tropical wood and wood furniture products was, in dollar terms, at the highest quarterly level since at least before the 2007-2008 financial crisis. Imports of US\$1.27B during the second quarter of 2022 were 11% more than the previous quarter and 25% more than the same quarter the previous year.

In the first six months of this year, import value of tropical wood and wood furniture totalled US\$2.42B, a gain of 29% compared to the same period last year. Part of the gain in EU27 tropical wood product import value was due to a rise in CIF prices. This was driven by the combination of a sharp fall in the value of the euro against the dollar, continuing high freight rates, and severe shortages of wood and other materials. In quantity terms, EU imports of tropical wood and wood furniture products in the first six months of this year were, at 1,025,300 tonnes, up 15% compared to the same period in 2021.

Since the start of this year, the euro value has declined around 10% against the US dollar and is currently at the lowest level for 20 years. In mid-July, the euro hit parity with the US currency for the first time since 2002. The euro's slide underlines the foreboding in the 19 European countries using the currency as they struggle with an energy crisis caused by Russia's war in Ukraine.



Source: ITTO Analysis of Eurostat. \* includes all wood products in HS Chapters 94 (furniture) and 44 (wood), excluding wood for energy

EU27 quarterly tropical wood & furniture imports

The curtailment of wood supplies from Russia and Belarus due to the sanctions imposed by the EU following the invasion of Ukraine in February is opening up new opportunities in the EU market for some tropical wood products, notably plywood and decking for which Russian birch and larch products have been important substitutes. In the first six months of this year, tropical products accounted for 8.8% of the quantity of all wood and wood furniture products imported into the EU27, which compares to 6.8% during the same period in both 2021 and 2020. The gain in tropical wood share is due mainly to a large reduction in imports from Russia (-50% to 2.19 million tonnes) and Belarus (-26% to 1.31 million tonnes) during this period. After an initial fall in the early months of the war, EU27 imports from Ukraine recovered some ground in the second quarter and by the end of the first six months of this year were, at 1.03 million tonnes, only 1% down on the same period in 2021.

While tropical wood has made gains in the EU market this year, the largest beneficiaries of the opening supply gap due to the fall in imports from Russia and Belarus have been non-tropical wood products from Norway (+14% to US\$2.45B), China (+21% to US\$1.03B), Brazil (+86% to US\$867M), Turkey (+37% to US\$263M), Chile (+52% to US\$54M), New Zealand (+31% to US\$31M), Uruguay (+242% to US\$23M), and South Africa (+154% to US\$8M).

### Rise in EU27 import value across all tropical wood product groups

Nevertheless, there were significant increases in the value of EU27 imports of most wood product groups from tropical countries in the first six months of this year.

For wood furniture, import value of US\$1043M during the January to June period was 22% more than the same period last year. For tropical sawnwood, import value of US\$467M was 30% up on the same period last year.

Import value of tropical mouldings/decking was US\$235M in the first six months of this year, a gain of 40% compared to the same period in 2021.

There were also large gains in the value of EU27 imports of tropical joinery products (+49% to US\$155M), tropical veneer (+24% to US\$119M), plywood (+62% to US\$118M), marquetry (+70% to US\$63M) and flooring (+31% to US\$43M) in the first six months of this year.

## UK: strong rise of tropical sawnwood imports

UK imports of tropical sawnwood started this year strongly. Imports were 47,500 m<sup>3</sup> in the first five months of 2022, 49% more than the same period last year.

In addition to making major gains overall, there were big changes in the countries supplying tropical sawnwood to the UK in the opening months of this year.

This is indicative of the major shifts in hardwood markets since the start of the pandemic which have led to significant supply shortages and sharply increasing prices in many supply regions and continuing high levels of demand in markets like the UK.

UK imports of tropical sawnwood from Cameroon were 15,700 m<sup>3</sup> in the first five months of this year, 14% more than the relatively high level in the same period last year. UK imports from Malaysia, which had fallen to little more than a trickle in recent years, were 10,000 m<sup>3</sup> in the first five months of this year, 65% more than in the same period last year.

UK imports of tropical sawnwood from Côte d'Ivoire were 2,500 m<sup>3</sup> in the first five months of this year, a 170% increase compared to negligible imports in the same period last year. UK imports of tropical sawnwood from the Republic of Congo (RoC) have also recovered some lost ground this year, with imports of 2,100 m<sup>3</sup> in the first five months, a 430% gain compared to the same period last year, although still well down on the prepandemic level.

UK imports of tropical sawnwood from Brazil were 1,900 m<sup>3</sup> in the first five months of this year, 3% more than the same period last year and still down on the prepandemic level. After losing ground following Brexit and during the pandemic, indirect UK imports of tropical sawnwood from EU countries have been recovering again this year. Total UK imports from EU countries were 10,800 m<sup>3</sup> in the first five months of this year, up from just 4,800 m<sup>3</sup> in the same period in 2021.

UK imports of tropical hardwood mouldings/decking were relatively high in the opening five months of 2022, at 5,600 tonnes, 67% more than the same period last year. This is another commodity group for which there has been particularly strong demand in the UK, combined

with sharply tightening supply since the start of the pandemic. The war in Ukraine and sanctions on Russia are expected to lead to even tighter supplies of non-tropical decking products that directly compete with tropical decking in the short to medium term.

UK imports of decking/mouldings increased sharply from Indonesia, Malaysia and Brazil in the first five months of this year. Imports of 2,000 tonnes from Indonesia were 86% more than the same period last year. Imports of 1,400 tonnes from Malaysia were 40% up on the same period in 2021. Imports from Brazil increased 93% to 1,200 tonnes during the five-month period.

### *Value of UK tropical wood product imports up 34%*

The import value of tropical wood and wood furniture into the UK in the opening five months of this year was US\$711 million, 34% more than the same period last year.

This was by far the strongest start to a year in terms of UK import value of tropical wood and wood furniture products since the 2008 financial crises. It compares to an average import value of less than US\$500 million for the January to May period throughout the whole decade prior to the onset of the pandemic in 2020.

The rise in UK import quantity of tropical wood and wood furniture was much less dramatic than the rise in import value in the first five months of this year, at 228,000 tonnes just 10% more than the same period in 2021. This shows that price inflation was the major factor behind the rise in import value.

Significant weakening of the value of the GBP on foreign exchange markets since the end of April, combined with the wider geo-political situation, implies that price inflation will remain a key issue for UK importers in the months ahead. It also indicates that the current boom in UK imports may well be short-lived.

Availability of hardwood and furniture products from the UK's traditionally largest suppliers in Europe has become even more challenging since Russia's invasion of Ukraine in the last week of February, encouraging UK importers to look more to tropical products. COVID lockdowns have also seriously disrupted availability of manufactured wood products from China.

## Nord America imports trends

US imports of sawn tropical hardwood fell by 8% in April, receding from a record level in March. The 25,924 m<sup>3</sup> imported in April, while not as strong as earlier in this year, it is still at a level not seen since 2019. The April decline was due mainly to a 25% fall in ipe (*Handroanthus* spp.) imports and a 67% drop in virola (*Virola* spp.) imports.

Imports of balsa, acajou d’Afrique (*Khaya* spp.), cedro (*Cedrela odorata*), keruing (*Dipterocarpus* spp.), and padauk (*Pterocarpus soyauxii*) all fell more than 10% in April. Rising imports of sapelli (*Entandrophragma cylindricum*), mahogany (*Khaya* spp. and iroko (*Milicia excelsa*) made up some of the loss.

Imports from Peru rose in April, their strongest month since 2015. Imports from Peru so far this year are nearly five times that of last year. Imports from Congo (Brazzaville), Cote d’Ivoire, and Cameroon were also up sharply in April, while imports from Brazil and **Ghana** were both down by about one-third.

Overall imports are more than triple that of last year, however changes made this year by the US government in how they are classifying tropical hardwoods make direct comparison difficult.

Canada’s imports of sawn tropical hardwood rose for the third straight month in April gaining 6%. Imports from Brazil and **Ghana** were both up sharply while imports from Brazil recovered from a poor March performance.

Imports of sapelli rose 41% in April to their highest level since September 2020. Sapelli imports to Canada are up 104% over 2021 so far this year. Total imports are up 29% year to date.

US imports of hardwood plywood fell for the second month in a row as volume retreated from a record high in March. At 325,924 cubic metres, May volumes slid 18% from the previous month to its lowest volume of the year. Imports from Vietnam plunged 65% to their lowest level in more than a year.

Despite the fall, imports from Vietnam are still more than double 2021 volume year to date through May. Imports from China fell 46% and imports from Russia sank 32% in May, their lowest volume since May 2019.

While we may finally be seeing some impact from U.S.- Russia trade tensions due to the invasion of Ukraine, imports from Russia remain up 25% year to date.

### Veneer imports bounce back

Imports of tropical hardwood veneer jumped 50% in

May after slumping in April. Much of the increase was due to imports from **Ghana** which rose more than 500% in May to their highest total since September 2019.

Imports from **Ghana** are now up 70% year to date. Imports from Cote d’Ivoire, Cameroon and India were also up sharply, while imports from Italy (the top supplier to the U.S.) fell 13%. Total tropical hardwood veneer imports are ahead of last year by 47% through May.

### US wooden furniture imports back into record territory

Imports of wooden furniture rose 8% to set a new record, breaking the one set in March. Imports from Vietnam alone came just under the US\$1 billion mark as the US imported more than US\$2.51 of wooden furniture in May.

Imports from Vietnam jumped 17% in May and moved ahead of 2021 year to date by 1%. Imports from China, Mexico and Canada also saw increases but of less than 10%. Total imports of wooden furniture remained up 11% year to date.

### US sawn tropical hardwood imports fall

US imports of sawn tropical hardwood fell 12% in June as volumes retreated from a near record high. The 24,229 cubic metres imported in June was the second lowest total of the year so far. Imports of Keruing and Mahogany fell by 22% while imports of Sapelli and Ipe decreased by 7% and 16%, respectively. Imports of lower-volume woods like Meranti, Iroko, and Padauk were all down more than 50%.

Imports from Indonesia and Cameroon both decreased by more than one-third while imports from Malaysia were off by 14%. Imports from Congo (Brazzaville) gained 43% in June, rising to their best month of the year along with imports from **Ghana** which improved by 140%.

Despite the dip, total imports of sawn tropical hardwood remain up 211% so far this year. However, changes made this year by the US government in how it classifies tropical hardwoods make direct comparison with last year difficult.

Canada increased its imports of sawn tropical hardwood for the fifth straight month in June. The more than US\$2.5 million imported was the highest total since August 2014.

The increase was driven by a huge month for Iroko imports. More Iroko was imported into Canada in June than in all of 2021. Overall imports are up 40% year to date over 2021 figures.

## **Brazil's wood products export rise 22%**

Brazilian exports of wood-based products (except pulp and paper) increased 22% in value compared to 2021, from US\$380.5 million to US\$465.3 million.

Pine sawnwood exports grew significantly (29%) in value between April 2021 (US\$59.7 million) and April 2022 (US\$77.2 million). In volume, exports declined slightly over the same period from 285,500 m<sup>3</sup> to 281,100 m<sup>3</sup>. In April tropical sawnwood exports increased 17% in volume from 35,000 m<sup>3</sup> in April 2021 to 40,900 m<sup>3</sup> in April 2022. In value exports grew 31% from US\$14.4 million to US\$18.8 million over the same period. Pine plywood exports faced a 4.5% drop in value in April 2022 compared to April 2021, from US\$104.7 million to US\$100.0 million.

In volume exports also decreased (2.9%) over the same period, from 241,000 m<sup>3</sup> to 234,100 m<sup>3</sup>. As for tropical plywood, exports increased in volume (7.7%) and in value (34.3%), from 7,800 m<sup>3</sup> (US\$3.5 million) in April 2021 to 8,400 m<sup>3</sup> (US\$4.7 million) in April 2022.

As for wooden furniture, the exported value declined from US\$72.2 million in April 2021 to US\$52.8 million in April 2022, a 27% fall.

## **Rise in China's tropical sawn hardwood imports**

Of total sawn hardwood imports, tropical sawn hardwood imports were 3.16 million cubic metres valued at US\$954 million, up 10% in volume and 4% in value and accounted for about 24% of the national total.

The Philippines and Gabon are the second and third largest suppliers of tropical sawnwood imports after Thailand accounting for 10% and 9% of the total tropical sawnwood imports respectively in the first half of 2022. China's tropical sawn hardwood imports from the Philippines and Gabon came to 317,000 cubic meters and 298,000 m<sup>3</sup>, up 14% and 11% respectively in the first half of 2022.

The top 10 countries supplied 94% of China's tropical sawnwood requirements in the first half of 2022, namely Thailand (63%), the Philippines (10%), Gabon (9%), Malaysia (2.1%), Cameroon (2.0%), Myanmar (1.9%), Indonesia (1.7%), Laos (1.2%), Vietnam (1.0%), **Ghana** (1.2%) and the Republic of Congo (0.9%).

## **UKCA to replace CE mark in the UK from 1<sup>st</sup> January 2023**

After the UK signalled its intention to leave the EU the government set out plans to stop recognising the CE (the Conformité Européenne) mark and to introduce the UK Conformity Assessed (UKCA) mark instead. For construction products this was originally due to take place on 1 January 2022 but the deadline was extended until 1 January 2023 due to the pandemic and because there was a lack of available UK Approved Conformity Assessment Bodies.

Like the CE mark, the UKCA mark indicates that a product conforms with the applicable product safety requirements for products of its type sold in Great Britain.

The UKCA mark shows that a product has been assessed for conformity, with the results of that assessment being summarised in the manufacturer's Declaration of Performance.

Most construction products that are currently CE marked, or new products covered by a UK Designated Standard, will need to be UKCA marked from 1 January 2023. The marks are required for structural timber and wood-based panels for which there is a harmonised European standard or UK Designated Standard. Wood-based products such as skirting, architraves and other wood trim are not covered by a harmonised standard and therefore do not require CE marking.

Wood-based panels specifically designed for furniture are not construction products and therefore do not typically require marks. Other wood products not typically requiring marks are general sawn or machined goods (unless they are Structural or Flooring). Decking also, on the whole, is exempt but may count as Structural if it is used as a balcony or raised up on columns.

The new law is expected to be introduced during the next (Autumn 2022) session of the UK parliament.



**TIDD**  
**P.O. Box**  
**515**  
**Takoradi,**  
**GHANA Tel: 031**  
**22921-23**  
**Fax: 031**  
**23339**  
**Cables:**  
**TIMBOD**

**London**  
**Office**  
**Unit 4**  
**Granards Business**  
**Centre**  
**Bunns Lane**  
**Mill Hill London**  
**NW7 2DZ Tel:**  
**020 8906 9560**  
**Fax: 020 8906**  
**9570 email:**  
**ghanafc.london@**  
**ghanatimber.org**  
**Web:**  
**www.ghanatimber.org**

Front page photos were  
supplied by the  
Corporate Affairs and  
Media Relations Unit,  
Forestry Commission,  
Accra