



ANNUAL REPORT 2022

GHANA FOREST PLANTATION STRATEGY

ANNUAL REPORT 2022

GHANA FOREST PLANTATION STRATEGY



**FOREST SERVICES DIVISION OF THE
FORESTRY COMMISSION**



Cover Photos:

Production of plywood from plantations at Miro Timber Products Limited
Drobonso, Ashanti Region

©Forestry Commission, Ghana. December, 2023

TABLE OF CONTENTS

TABLE OF CONTENTS	i
LIST OF TABLES	iii
LIST OF FIGURES	iv
LIST OF ACRONYMS	vi
EXECUTIVE SUMMARY	vii
ACHIEVEMENTS AT A GLANCE	ix
1.0 INTRODUCTION	1
2.0 FOREST LANDSCAPE RESTORATION INTERVENTIONS	3
2.1 Forest Plantation Development	3
2.1.1 Forest Plantation Establishment Under Various Planting Components	3
I. NATIONAL AFFORESTATION/REFORESTATION PROGRAMME (NAP)	4
a. Youth in Afforestation/Reforestation Project (YAP)	4
b. Modified Taungya System (MTS)	4
c. Ghana Landscape Restoration and Small-Scale Mining Project (GLRSSMP)	5
II. PRIVATE SECTOR-LED COMMERCIAL FOREST PLANTATION DEVELOPMENT INITIATIVES	6
a. Public-Private Participation Model (Benefit Sharing Category 1):	6
b. Public-Private Participation Model (Benefit Sharing Category 2):	6
2.1.1.1 Establishment of Forest Plantations in Degraded Forest Reserves and Off-Reserve Areas	7
2.1.1.2 Regional Breakdown of Forest Plantation Development Achievements – 2022	7
2.1.2 GREEN GHANA DAY INITIATIVE	8
2.1.2.1 Objectives of Green Ghana Day	8
2.1.2.2 Implementation Committee	8
2.1.2.3 Strategic Partnerships with Stakeholders	8
2.1.2.4 Field Visits and Engagements Prior to GGD	9
2.1.2.5 Planting Phase	9
2.1.2.6 Source of Seedlings Distributed	11
2.1.3 Maintenance / Rehabilitation of Existing Plantations	13
2.2 Enrichment Planting	14
2.3 Trees-on-farm/Farm Forestry	15
2.4 Coppice Management	15
3.0 FOREST PLANTATION INVESTMENT PROMOTION	16
3.1 Benefits and Incentives for Investors	16
4.0 EMPLOYMENT CREATION AND SUSTAINABLE LIVELIHOODS	17
4.1 Job Creation and Livelihood Enhancement	17
4.2 Food Crop Production	17

4.3	Post Project (ARF NWO-WOTRO) Monitoring of NTFPs Production	18
4.4	Wildfire	19
5.0	INVESTMENT IN RESEARCH AND DEVELOPMENT, EXTENSION, TRAINING AND CAPACITY BUILDING	20
5.1	Research and Development	20
5.1.1	Genetic Improvement of forest plantation species	20
5.1.2	Rosewood Plantation Trials	20
5.1.3	Permanent and Temporary Sample Plots	21
5.1.3.1	Jimira Research Plots	21
5.1.3.2	Establishment of Experimental Plots	21
5.2	Training and Capacity Building	22
5.2.1	Training of FSD Field Staff on Forest Plantation Extension Practice	22
5.2.2	Training of FC frontline Staff in tree registration process	23
5.2.3	FC Pilot Bee Keeping Project	23
5.2.4	Fourth World Teak Conference (WTC) 2022	24
6.0	GOVERNANCE	30
6.1	Disbursement of Forest Plantation Timber Revenue to Key Stakeholders	30
6.2	Activities of Forest Plantation Investor Forum (FPIF)	31
7.0	PLANTATION TIMBER PRODUCTION	32
7.1	Plantation Timber Production in 2022	32
7.2	Value Addition and Export of Forest Plantation Timber	34
8.0	FINANCE	37
9.0	CHALLENGES	38
	i. Public Sector	38
	ii. Private Sector	38
10.0	CONCLUSION AND WAY FORWARD	40
	1. Review of the GFPS	40
	2. Drafting and Promulgation of the Forest Plantations Act	40
	3. Rationalisation of Private Sector Participation in Forest Plantations	40
	4. Verification and Validation of Planted Sites	41
	5. Maintenance of Established Forest Plantations including Wildfire Control	41
	APPENDICES	42
	Appendix I - Private Plantation Developers On-Reserve - 2022	43
	Appendix II - Quantity of Seedlings Procured Under MTS & YAP - 2022	62
	Appendix III - Quantity of Seedlings Lifted From FSD Nurseries - 2022	65
	Appendix IV - Food Crop Production - 2022	69
	Appendix V - MTS Disbursement - 2022	70

LIST OF TABLES

Table 1:	GFPS Cumulative achievement (2017 - 2022)	2
Table 2:	Targets and Achievements for Forest Plantation Development in 2022	3
Table 3:	Forest plantations established within degraded forest reserves in 2022	7
Table 4:	Forest Plantations Established within Off-Reserve in 2022	7
Table 5:	Regional Breakdown of Forest Plantations Established in 2022	7
Table 6:	Regional Breakdown of Seedlings Distribution – 2022 Green Ghana Day	9
Table 7:	Seedling Sources – 2022 Green Ghana Day	11
Table 8:	Types of Tree Species Distributed	12
Table 9:	Regional Breakdown of Seedlings Distributed and Verified Planted	12
Table 10:	Maintenance activities undertaken in 2022 under different planting components	13
Table 11:	Regional Breakdown of Enrichment Planting Activities Undertaken in 2022	14
Table 12:	Seedlings supplied for Trees-On-Farm / Farm Forestry	15
Table 13:	Regional Breakdown of Coppice Management Contracts	15
Table 14:	Jobs - Plantation Establishment and Maintenance for 2022	17
Table 15:	Regional Breakdown of Food Crops Produced	18
Table 16:	Regional Summary – Extent of wildfire outbreaks in 2022	19
Table 17:	Regional Breakdown of Rosewood Trial Plots Maintenance	20
Table 18:	Summary of data collected from Permanent Sample Plots	21
Table 19:	Plant survival and growth dynamics in NGRL's reforestation site	22
Table 20:	Schedule for Training of Participants	22
Table 21:	Forest Plantation Revenue Disbursement for 2022	31
Table 22:	Regional Breakdown of Signed SRAs in 2022	31
Table 23:	Volume of plantation timber (m ³) harvested on-reserve in 2022	33
Table 24:	Volume of plantation timber (m ³) harvested off-reserve in 2022	34
Table 25:	Volume and Value of Products of the Major Exported Plantation Timber Species	35
Table 26:	Forest plantation expenditure and revenue	37

LIST OF FIGURES

Fig. 1:	2022 Cedrela stand established under MTS in Apimanim Forest Reserve, Assin Fosu Forest District – Central Region	4
Fig. 2:	Teak established under GSLERP in the Gbambu portion of Daka Headwaters Forest Reserve, Yendi Forest District of Northern Region	5
Fig. 3:	Teak established under GSLERP in the Tankwiddi East Forest Reserve, Bolgatanga Forest District of Upper East Region	5
Fig. 4:	1-year old Neem woodlot established under GLRSSMP at Mem Chemfre, Donkorkrom Forest District - Eastern Region	5
Fig. 5:	1-year old Gmelina tree planted under GLRSSMP (watershed)at Offin Shelterbelt Forest Reserve, Nkawie Forest District in Ashanti	5
Fig. 6:	18-month old Eucalyptus tree within PSP plots of Miro Forestry (Gh) Limited in the Boumfum Forest Reserve of Kumawu Forest District, Ashanti Region	6
Fig. 7:	Pie chart showing the proportion of regional achievements under GFPS 2022	7
Fig. 8:	H.E. Nana Addo Dankwa Akufo-Addo launching the 2022 Green Ghana Day at the Accra International Conference Centre (AICC).	8
Fig. 9:	Tree planting by Hon. Benito Owusu-Bio at the launch of the second edition of the ‘one student, one tree initiative’ at the Aggrey Memorial School, Cape Coast.	9
Fig. 10:	H.E. the President of the Republic, Nana Addo-Dankwa Akufo Addo watering his planted tree on GGD at the Efua Sutherland Park, Accra	10
Fig. 11:	The Vice President, Alhaji Mahamudu Bawumia receives Cassia seedling to plant at the Tamale Airport on Green Ghana Day	10
Fig. 12:	The CE, FC planting a seedling at the Seismological Centre, Accra on Green Ghana Day	10
Fig. 13:	Hon. Samuel A. Jinapor, Minister, Lands & Natural Resources plants a tree at the Seismological Centre in Accra	10
Fig. 14:	Unveiling of plaque by Mrs. Claudia Turbay Quintero (Dean of Diplomatic Corps) Columbia Ambassador to Ghana to commemorate ceremonial tree planting by Members of the Diplomatic Corps at the Seismological Centre in the Achimota Forest Reserve, Accra on GGD. In the shot is Hon. Samuel Abu Jinapor, Minister MLNR, Mr. John M. Allotey (CE,FC) and some members of the Diplomatic Corps	11
Fig. 15:	H.M. Otumfuo Osei Tutu II, Asantehene plants a tree on Green Ghana Day at Golf Course Park, Kumasi in Ashanti Region	11
Fig. 16:	Community Teak Plantation established under 2022 Green Ghana at Kinaduk, Yendi Forest District of the Northern Region	12
Fig. 17:	Cedrela stand established within Esuboni Forest Reserve of Akim-Oda Forest District, Eastern Region under 2022 Green Ghana MTS	12

LIST OF FIGURES

Fig. 18:	Mixed indigenous species stand (2010 coupe) established in the Pra-Anum Forest Reserve in the Akim-Oda Forest District – Eastern Region by the FC-Industry Plantation Fund	13
Fig. 19:	Members of the FC-Industry Plantation Fund Committee inspecting a 4-year old Gmelina stand in the Asenayo Forest Reserve, Nkawie Forest District	13
Fig. 20:	<i>Terminalia superba</i> planted within Boin River Forest Reserve of Enchi Forest District, Western North Region	14
Fig. 21:	<i>Mansonia altissima</i> planted within Dadieso Forest Reserve of Enchi Forest District, Western North Region	14
Fig. 22:	Plantain produced from Numia Forest Reserve in the New Edubiase Forest District, Ashanti Region	17
Fig. 23:	Wildfire ravages portions of Teak plantations in the Aboma Forest Reserve, Mampong Forest District	19
Fig. 24:	Trends in reported cases of fire 2019 to 2022	19
Fig. 25:	Excerpts from the 4th World Teak Conference (WTC) organised in Accra, Ghana from the 5th – 8th September, 2022	26
Fig. 26:	Stakeholder engagement (March, 2022) to solicit support of the Berekumhene Amankona Diawuo II and the Regional Minister, Bono Region – Hon. Justina Awo Owusu-Banahene to address the wildfire menace exacerbated by the influx of Fulani herdsman and cattle within Forest Reserves in the Sunyani Forest District	30
Fig. 27:	Wood processing into plywood at Miro Forestry (Gh) Limited;s plymill at Drobonso in the Kumawu Forest District, Ashanti Region	32
Fig. 28:	Joint FSD/TIDD/RMSC team undertaking log measurements within the Boumfum Forest Reserve to develop tree volume – weight conversion factors of plantation tree species to facilitate volume determination using the Miro Forestry (Gh) Ltd's Weighbridge near Drobonso in the Kumawu Forest District, Ashanti Region	32
Fig. 29:	Relative Contribution of Forest Plantations to Total Export of Timber and Wood Products (2008 – 2022)	36
Fig. 30:	Cattle intrusion into the Nsemere Forest Reserve in the Sunyani Forest District, Bono Region	38
Fig. 31:	Young Teak plantation engulfed with weeds in dire need of maintenance to protect plants from wildfire occurrence	41

LIST OF ACRONYMS

AFRI00	-	African Forest Landscape Restoration Initiative
BSA	-	Benefit Sharing Agreement
ELCIR+	-	Engaging Local Communities in REDD+
ENFAL	-	Enhancing Natural Forest and Agroforest Landscapes
EP	-	Enrichment Planting
FAO	-	Food and Agriculture Organization
FC	-	Forestry Commission
FP	-	Forest Plantation
FSD	-	Forest Services Division
GFPS	-	Ghana Forest Plantation Strategy
GGD	-	Green Ghana Day
GoG	-	Government of Ghana
ITTO	-	International Tropical Timber Organisation
IUFRO	-	International Union of Forest Research Organisations
MMDAs	-	Metropolitan, Municipal and District Assemblies
MTS	-	Modified Taungya System
NAP	-	National Afforestation/Reforestation Programme
NTFPs	-	Non-Timber Forest Products
PPD	-	Public-Private Participation Model (Benefit Sharing Category 2)
PPP	-	Public-Private Participation Model (Benefit Sharing Category 1)
PSPs	-	Permanent Sample Plots
RMSC	-	Resource Management Support Centre
SDGs	-	Sustainable Development Goals
SRA	-	Social Responsibility Agreement
STV	-	Standing Tree Value
TEAKNET	-	International Teak Information Network
ToF	-	Trees-on-Farms
UNDP	-	United Nations Development Programme
WTC	-	World Teak Conference
YAP	-	Youth in Afforestation/Reforestation Project
YFPEP	-	Youth in Forest Plantation Enterprise Project



EXECUTIVE SUMMARY

The introduction of the Ghana Forest Plantation Strategy (GFPS, 2016-2040) has provided the nation with an improved strategic framework for rehabilitating deforested and degraded areas. The primary objective of the GFPS is to ensure a sustainable production of goods and services from planted forests, fostering a range of economic, social and environmental benefits to stakeholders. The GFPS is being executed through three main strategies for forest landscape restoration: the establishment of forest plantations (FP), enrichment planting (EP), and the integration of trees-on-farm (ToF) or farm forestry.

These measures aim to bolster the recovery, resilience, functionality, and sustainability of Ghana's diverse landscapes. Additionally, they address the existing timber supply shortage, promote food security, and create economic opportunities for rural communities. Simultaneously, these interventions open avenues for the country to engage in carbon and ecosystem services markets.

The report highlights the progress in forest restoration accomplished through the sixth year of implementing the GFPS in 2022. The public sector, through the National Afforestation / Reforestation Programme (NAP), successfully established a total of **22,954.0 hectares** of forest plantation, encompassing industrial timber plantations, woodlots and watershed planting. Additionally, the private sector contributed by establishing **4,956.5 hectares** of forest plantations. While the overall annual establishment target was exceeded, the private sector fell short of expectations. Therefore, there is a need to concentrate efforts on supporting and improving the private sector's performance in the coming years. In all, the total area of deforested landscape restored under forest plantation establishment by both public and private sector amounted to **27,910.5 hectares** (Public – **22,954.0 hectares** and Private – **4,956.5 hectares**). A total of

27,258.8 hectares were established in forest reserves with the remaining **651.7 hectares** located in off-reserve lands.

On March 1, 2022, the President of Ghana launched the second edition of the Green Ghana Day (GGD) with the theme "Mobilizing for A Greener Future: 20 million tree seedlings on June 10, 2022." In preparation for the GGD celebration on June 10, 2022, preliminary activities such as engaging stakeholders, raising awareness, identifying and preparing planting sites, and procuring the necessary seedlings in terms of species and quantities were conducted. These initiatives aimed to garner widespread participation from individuals across various walks of life.

The Forestry Commission (FC), in collaboration with the National Planning Committee and its associated sub-committees (Finance, Operations and Logistics, Policy and Protocol, and Monitoring and Reporting), executed these activities. A total of 26,653,607 seedlings were distributed for planting, and following a field verification exercise in September 2022, the Forest Services Division of the Forestry Commission (FSD) confirmed that 24,552,956 seedlings were successfully planted. This amounts to 92% of the total number of seedlings. The distributed and planted seedlings encompass various types, including timber, shade, ornamental, fruit, and multi-purpose trees.

In 2022, enrichment planting efforts covered **1,322.6 hectares**, which constitutes 26.5% of the annual target. This initiative was implemented in degraded and understocked compartments of forest reserves, utilizing high-value indigenous timber species. The species that were planted included Black Hyedua (*Guibourtia ehie*), Afromorsia (*Pericopsis elata*), Opronon (*Mansonia altissima*), Baku (*Tieghemella heckelii*), Wawa (*Triplochiton scleroxylon*), African Mahogany (*Khaya ivorensis*), Ofraam (*Terminalia superba*), and Emire (*Terminalia ivorensis*).



EXECUTIVE SUMMARY

In parallel, as part of the trees-on-farm (farm forestry) initiative, a total of 1,466,926 timber tree seedlings were distributed to farmers for integration into their farming systems.

In the course of the year, an overall total of 51.6 million tree seedlings were planted through diverse landscape restoration initiatives conducted by both the government and the private sector. Within this overall figure, rural-based enterprises and individuals, numbering over 1,200, supplied 29,166,206 tree seedlings under contract to the Forest Services Division of the Forestry Commission (FSD). Additionally, the FSD and private plantation developers independently produced and provided 7,832,406 and 6,607,014 tree seedlings, respectively. Other stakeholders, including COCOBOD, reported the distribution of 60,000 seedlings for integration into cocoa farms. Furthermore, a total of 1,372,812 seedlings, primarily donated by private companies and NGOs, contributed to the tree planting efforts during the 2022 Green Ghana Day celebration.

A total of 67,988.0 tonnes (t) of food crops were harvested within forest plantations, registering a 33% decrease compared with the previous year's achievement. Food production was mainly harvested from MTS plantation. The breakdown of the harvested food crops includes cereals (13,503.3 t), plantains (32,730.3 t), tubers (18,587.6 t), vegetables (1,901.5 t), and legumes (1,265.3 t).

The upward trajectory of plantation timber exports persisted, reaching a total export volume of 209,485 m³ out of the overall volume of 343,440 m³ for the year. The exported products included lumber, billets, plywood, rotary veneer, and more. This accounted for 61% of the total volume of timber and wood products exported from Ghana during the period, marking a 4-percentage-point increase from the 2021 figure. The value of the exported plantation timber amounted to €78,951,728.69, constituting 51% of the total timber

export value, which stood at €153,861,837.67.

A total of 76,195 individuals were involved in diverse forest landscape restoration activities. Among them, 48,765 (64%) were male, and 27,430 (36%) were female. Employment opportunities were primarily generated through activities such as forest plantation establishment and maintenance, enrichment planting, and contract seedling production.

Challenges faced throughout the year comprised:

- (i) Delays in the disbursement of monthly allowances to YAP beneficiaries.
- (ii) Annual occurrences of wildfires.
- (iii) The detrimental impact of free-range cattle and herders, closely associated with numerous instances of wildfires, particularly within the Forest-Savannah Transition Zone and the Northern Savannah.
- (iv) Insufficient logistical support, such as motorbikes and 4x4 pick-up trucks, hampering the effective monitoring of field operations by FSD field staff.

In 2023, there is expectation that the review of the GFPS will be finalized, and the initiation of drafting the Forest Plantation Act is anticipated. Moreover, it is crucial to allocate resources to the Forest Services Division (FSD) for the verification and validation of planted sites from 2019 to 2022, encompassing those established by private sector entities.

This process will serve as a guide for decision-making regarding the maintenance or rehabilitation of sites and the withdrawal of allocated areas from non-performing private developers.

ACHIEVEMENTS AT A GLANCE

CATEGORY	ANNUAL TARGET	2022 ACHIEVEMENT
Plantation Establishment On & Off Reserve (ha)	20,000	27,910.5
Plantation Maintenance On & Off Reserve (ha)	101,000	61,066.7
Enrichment Planting (ha)	5,000	1,322.6
Farm Forestry/Trees-On-Farm (No. of seedlings)	5,000,000	1,466,926
Green Ghana Day	20,000,000	26,563,607
Number of Seedlings Planted	Variable	51,633,120
Plantation Timber Harvested On & Off Reserve (m ³)	150,000	297,154.4
Food Crop Production (tonnes)	25,000	67,988.0
Jobs (No. of Persons Engaged)	62,500	76,195
Amount disbursed to stakeholders (OASL, Landowners, MTS Groups, MMDA's etc) (GH¢)	Variable	6,059,284.90

YEAR	PLANTATION ESTABLISHMENT (ha)	ENRICHMENT PLANTING (ha)	TREES-ON-FARM	
			No. of seedlings	Est. Area (ha)
2017	8,725.0	4,488.9	4,169,475	126,348.0
2018	19,605.9	4,724.6	3,417,098	103,549.0
2019	25,004.2	4,563.1	2,261,247	67,823.9
2020	19,171.4	3,115.6	5,010,261	150,307.8
2021	18,494.7	5,145.5	2,252,877	72,079.6
2022	27,910.5	1,322.6	1,466,926	43,160.9
TOTAL	118,911.7	23,360.3	18,577,884	563,269.2



1.0 | INTRODUCTION

In 2017, the Forestry Commission started implementation of the 25-year strategic plan dubbed, Ghana Forest Plantation Strategy (GFPS, 2016 - 2040) to drive action towards the rehabilitation and restoration of deforested and degraded forest landscapes. This is in line with the 2012 Ghana Forest and Wildlife Policy and the Forestry Development Master Plan (2016 - 2036). The forest restoration interventions are being implemented under three main components namely, forest plantation development, enrichment planting and farm forestry (trees-on-farm). Under this strategic direction, it is projected that the forest restoration efforts will inter alia contribute to the sustainable supply of planted forest timber to satisfy the domestic and export markets while providing environmental benefits.

In order to achieve the stated goal of the GFPS, the five (5) strategic objectives were outlined as shown below:

- I. To provide a sustainable supply of timber and non-timber forest products and environmental services through the;
 - i. establishment and management of **625,000 ha** of forest plantations and enrichment planting of **100,000 ha** through the application of best practice principles by year 2040;
 - ii. provision of support for the incorporation of trees within farming systems (farm forestry) covering 3.75 million hectares of agricultural landscapes, by year 2040;
 - iii. maintenance and rehabilitation of an estimated 235,000 ha of existing forest plantations through the application of best practice principles.
2. To promote investments in the establishment and management of small, medium and large-scale forest plantations.
3. To create employment opportunities and sustainable livelihoods in rural communities through forest plantation development
4. To increase investments in research and development, extension, training and capacity building for forest plantation development, timber utilization and marketing
5. To improve governance in the regulation and management of forest plantations.

A total area of **705,541.2 hectares** of planted forest has been established under the GFPS from 2017 to 2022. Refer to Table I for details of achievement under the various components. The cumulative accomplishments under the three primary components of forest restoration are as follows: forest plantation **118,911.7 hectares** (16.9%), enrichment planting **23,360.3 hectares** (3.3%), and trees-on-farm **563,269.2 hectares** (79.8%).

In 2022, **72,394.0 ha** of planted forest was established. The breakdown is as follows: Forest Plantations - **27,910.5 ha**, Enrichment Planting - **1,322.6 ha** and Trees-on-Farm (ToF) - **43,160.9 ha**.

Table 1: GFPS Cumulative achievement (2017 - 2022)

COMPONENT	SUB-COMPONENT	INTERVENTION	YEAR										TOTAL (ha)							
			2017 - 2020		2021		2022		ON (ha)	OFF (ha)	ON (ha)	OFF (ha)								
			ON (ha)	OFF (ha)	ON (ha)	OFF (ha)	ON (ha)	OFF (ha)												
PLANTATION		YAP	15,293.1	7,214.2	5,051.3	533.9	2,620.5	614.9	31,327.9											
		MTS (FC)	19,631.1	-	8,259.0	-	10,603.5	-	38,493.6											
		MTS (FIP)	4,333.3	-	-	-	-	-	4,333.3											
		MTS REDD+ PROJECT	167.5	-	113.7	-	51.0	-	332.2											
		MTS (FC/MONDELEZ - ESP)	-	-	61.5	-	55.0	-	116.5											
		MTS (GSLERP)	-	-	-	-	941.6	-	941.6											
		GLRSSMP	-	-	-	-	94.1	36.8	130.9											
		GREEN GHANA	-	-	-	-	7,936.6	-	7,936.6											
		FC-INDUSTRY	1,509.0	-	-	-	-	-	1,509.0											
		FC (OTHER PLANTATIONS)	83.5	213.0	-	-	-	-	296.5											
		FIP (OTHER PLANTATIONS)	1,166.3	2,957.1	-	-	-	-	4,123.4											
		SLWMP	233.4	238.2	-	-	-	-	471.6											
		REFORESTATION OFFSET	216.0	-	4.0	-	-	-	220.0											
		GIZ FLR PROJECT	-	-	0.0	237.3	-	-	237.3											
		YFPEP	325.0	-	33.5	-	-	-	358.5											
	sub-total (NAP)	42,958.2	10,622.5	13,523.0	771.2	22,302.3	651.7	90,828.9												
PRIVATE		PPP (Category 2)	14,000.0	-	2,906.3	-	2,979.2	-	19,885.5											
		PPD (Category 1)	2,867.4	843.7	1,264.5	-	1,977.3	-	6,952.9											
		TAIN II LRP	908.2	306.5	25.5	4.2	-	1,244.4												
		sub-total (Private)	17,775.6	1,150.2	4,196.3	4.2	4,956.5	0.0	28,082.8											
SUB-TOTAL		72,506.5	11,772.7	17,719.3	775.4	27,258.8	651.7	118,911.7												
ENRICHMENT		YAP	9,040.4	30.0	3,907.9	-	1,134.8	-	14,113.1											
		FIP (OTHER PLANTATIONS)	7,531.8	-	-	-	-	-	7,531.8											
		GLRSSMP	0.0	-	-	-	187.8	-	187.8											
		OTHERS	290.0	-	1,237.6	-	-	-	1,527.6											
SUB-TOTAL		16,862.2	30.0	5,145.5	0.0	1,322.6	0.0	23,360.3												
TREES-ON-FARM		YAP	-	56,790.3	-	35,351.1	-	40,160.9	132,302.3											
		FIP	-	132,298.0	-	-	-	-	132,298.0											
		sub-total (NAP)	0.0	189,088.3	0.0	35,351.1	0.0	40,160.9	264,600.3											
		OTHER COLLABORATORS	-	258,769.4	-	35,828.1	-	3,000.0	297,597.5											
		TAIN II LRP	-	171.0	-	900.4	-	-	1,071.4											
SUB-TOTAL		0.0	258,940.4	0.0	36,728.5	0.0	3,000.0	298,668.9												
		448,028.7	448,028.7	72,079.6	72,079.6	43,160.9	43,160.9	563,269.2												
TOTAL		77,596.0	459,831.4	22,864.8	72,855.0	28,581.4	43,812.6	705,541.2												
		537,427.4	537,427.4	95,719.8	72,855.0	72,394.0	72,394.0	705,541.2												

2.0 | FOREST LANDSCAPE RESTORATION INTERVENTIONS

Forest landscape restoration measures in Ghana are categorised under the following three (3) broad intervention:

- I. Forest Plantation Development;
- II. Enrichment Planting; and
- III. Trees-on-Farm / Farm Forestry.

The planting achievements under the three (3) intervention areas and maintenance activities undertaken within the restoration sites, including coppice management of harvested Teak stands, are presented in this Section of the Report.

2.1 Forest Plantation Development

The planting target for forest plantation development as outlined in the GFPS is 25,000 hectares per annum. However, this target was revised downwards to 20,000 ha in 2020 and 16,000 ha in 2021. These revisions were mainly influenced by COVID-19 pandemic.

During the reporting year, a number of COVID-19 related restrictions were gradually eased which signalled a progressive return to normalcy after the pandemic. Consequently, the planting target for 2022 was revised upwards to **20,000 ha**.

The 2022 revised forest plantation target comprised a public sector target of 15,000 ha to be established under the National Afforestation/ Reforestation Programme (NAP) and a private sector target of **5,000 ha**.

The annual targets for maintenance of established forest plantations and coppice management of harvested Teak stands were **90,410 ha** and **4,000 ha** respectively.

GGD-2022 was launched on 10th June, 2022 by H.E Nana Addo Dankwa Afuo-Addo at the Accra International Conference Centre with a planting target of 20million seedlings.

2.1.1 Forest Plantation Establishment Under Various Planting Components

During the reporting year, the public sector exceeded its annual target by 53% while the private sector achieved 99% of its annual target. As detailed in Table 2, the total area established for the year was **27,910.5 ha** which exceeded both the 2022 revised target and the original GFPS target. This achievement is partly attributable to the planting activities undertaken on-reserve during the 2022 edition of Green Ghana Day.

The predominant species planted during the year include *Tectona grandis* (Teak), *Cedrela odorata*, *Eucalyptus* (including hybrids), *Gmelina arborea*, *Terminalia superba* (Ofram), *Terminalia ivorensis* (Emire), *Senna siamea* (Cassia), Bamboo (*Bambusa vulgaris*, *Oxytenanthera abyssinica*), and *Khaya ivorensis/senegalensis* (African Mahogany).

Table 2: Targets and Achievements for Forest Plantation Development in 2022

Component	Original GFPS Target (ha)	2022 Target (ha)	Achievement (ha)
Public (NAP/ GGD)	15,000	15,000	22,954.0
Private (PPP On-Reserve)	10,000	5,000	4,956.5
Total	25,000	20,000	27,910.5

The various forest plantations components (projects / programmes / initiatives) implemented during the reporting year are outlined as follows:



Fig. 1: 2022 Cedrela stand established under MTS in Apimanim Forest Reserve, Assin Fosu Forest District – Central Region

I. NATIONAL AFFORESTATION/REFORESTATION PROGRAMME (NAP)

a. Youth in Afforestation/Reforestation Project (YAP)

The Youth in Afforestation/Reforestation Project (YAP) is a government-funded landscape restoration intervention that involves the engagement of predominantly young people as beneficiaries to undertake rehabilitation of degraded and deforested landscapes nationwide and also support forest protection and management measures. Implementation of the project commenced in April 2018 with an initial engagement of about 50,000 beneficiaries. However, there has been reduction in the number of beneficiaries over the past four years as a result of resignations.

The total number of beneficiaries as at the end of 2022 was approximately 22,000. The activities undertaken by the YAP beneficiaries in 2022 include amenity planting, watershed planting, woodlot establishment, Taungya, establishment of seed orchards, direct planting, enrichment planting, nurturing of seedlings and maintenance of existing plantations. A total area of **3,235.4 ha** of forest plantations was established during the reporting period under YAP.

b. Modified Taungya System (MTS)

The MTS involves the establishment of forest plantations in degraded forest reserves by the Forest Services Division (FSD) in partnership with farmers from forest fringe communities. A distinctive feature of MTS is the defined roles and benefit sharing agreements between the Government, farmers, land owners and local communities.

The farmers provide labour for planting activities while the FSD supervises and provides the required logistics including tree seedlings. The farmers are permitted to cultivate their food crops alongside the planted trees on the same piece of land for a period of three (3) years. The farmers, in addition to the food crops, have a 40% share in the Standing Tree Value (STV) of the planted trees. The Government has a 40% share while the landowner and community have a 15% and 5% share respectively. The MTS accounted for **11,651.1 ha** of forest plantations established in 2022. The breakdown of the MTS achievements is as follows:

- i. A total area of **10,603.5 ha** established nationwide under the fully-government initiated MTS approach involving partnership between FSD and the farmers;
- ii. An area of **51 ha** established in the Goaso Forest District as part of the Ghana Cocoa Forest REDD+ Programme through a collaborative effort by the Forest Services Division and Climate Change Unit of the Forestry Commission as well as farmers in the forest fringe communities;
- iii. An area of **941.6 ha** established under the Ghana Shea Landscape Emissions Reduction Programme (GSLERP) being implemented in the five (5) northern savanna regions of Ghana.



Fig. 2: Teak established under GSLERP in the Gbambu portion of Daka Headwaters Forest Reserve, Yendi Forest District of Northern Region



Fig. 3: Teak established under GSLERP in the Tankwiddi East Forest Reserve, Bolgatanga Forest District of Upper East Region

- iv. An area of **55 ha** was established in Compartment 13 of the Ayum Forest Reserve through partnership with FSD; Mondelez International / UNDP under the Environmentally Sustainable Production Practices in Cocoa Landscapes Project (Phase 3); and farmers from the forest fringe communities.

c. Ghana Landscape Restoration and Small-Scale Mining Project (GLRSSMP)

The Ghana Landscape Restoration and Small-Scale Mining Project is a 6-year programme being implemented in Twenty-six rural districts in the northern savannah, transitional and high forest zones.

The core objective of the GLRSSMP is to strengthen integrated landscape management, formalization of artisanal small-scale mining and increase benefits to communities in the targeted degraded savannah and cocoa forest areas. The project is being implemented through the following components:



Fig. 4: 1-year old Gmelina tree planted under GLRSSMP (watershed) at Offin Shelterbelt Forest Reserve, Nkawie Forest District in Ashanti Region



Fig. 5: 1-year old Neem woodlot established under GLRSSMP at Mem Chemfre, Donkorkrom Forest District - Eastern Region

- 1. Institutional strengthening of governance and partnerships for participatory landscape management;
 - 2. Regulatory strengthening and formalization of artisanal small-scale mining;
 - 3. Sustainable crop and forest landscape management;
 - 4. Monitoring of Project and Knowledge Management; and
 - 5. Contingency Emergency response.
- A total area of **130.9 hectares** was reported

II. PRIVATE SECTOR-LED COMMERCIAL FOREST PLANTATION DEVELOPMENT INITIATIVES

During the reporting period, the private sector established a total area of **4,956.5 ha** of commercial forest plantations under two categories of private plantation development as indicated below:

a. Public-Private Participation Model (Benefit Sharing Category 1):

The PPP approach involves the allocation of degraded forest reserve lands by the Forestry Commission to private entities after their reforestation plans have been vetted and approved by the Forestry Commission and their Land Lease and Benefit Sharing Agreements subsequently signed by the major stakeholders.

The Forestry Commission undertakes monitoring of the operations of the private entities to ensure compliance



Fig. 6: 18-month old Eucalyptus tree within PSP plots of Miro Forestry (Gh) Limited in the Boumfum Forest Reserve of Kumawu Forest District, Ashanti Region

with the terms and conditions of the Agreements and the approved Reforestation Plans.

Under this arrangement, the private investor earns 90% of the Standing Tree Value (STV) of the plantation whereas the remaining 10% is shared as follows - FC (2%), Landowner (6%) and Local Community (2%). In addition, the investor pays an annual ground rent of the Ghana Cedi equivalent of \$2 per hectare for the total allocated area over the lease period.

An area of **1,977.3 ha** was reported established in 2022 under this sub-component.

b. Public-Private Participation Model (Benefit Sharing Category 2):

This category also involves the release of degraded forest reserve lands to private entities. However, the FC has responsibility for additional activities including: survey and demarcation; pillaring; registration of Land Lease and Benefit Sharing Agreements; community fire education; and provision of support towards fire-fighting.

Similar to the Benefit Sharing Category 1 approach, FC also undertakes monitoring of the plantation development operations. The private investor is entitled to 80% of the STV of the plantation whereas the FC receives 12%, the Landowner (6%) and Local Community (2%). The sharing of other benefit are through negotiation.

The investor pays ground rent at a rate of the Ghana Cedi equivalent of \$2 per hectare per year. In addition, the investor pays an annual fee of the Ghana Cedi equivalent of \$2 per hectare as Facilitation Fee and a one-off payment of the Ghana Cedi equivalent of \$7 per hectare to the landowner as "Drink Money".

2.1.1.1 Establishment of Forest Plantations in Degraded Forest Reserves and Off-Reserve Areas

Out of the total area of **27,910.5 ha** of forest plantations established in 2022, a total of **27,258.8 ha** was established within degraded forest reserves (Table 3) whereas the remaining **651.7 ha** was established within off-reserve areas (Table 4).

Table 3: Forest plantations established within degraded forest reserves in 2022

COMPONENT	UNIT	YAP	FC COLL. /	GCFRP	GSLERP	ESP	GLRSSMP	GREEN GHANA	PPP (BS2)	PPP (BS1)	TOTAL (ha)
Direct Planting	ha	2,442.3						7,936.6	2,979.2	1,977.3	15,335.4
Modified Taungya System	ha		10,603.5	51.0	941.6	55.0					11,600.1
Taungya	ha	164.0									164.0
Seed Orchard	ha	14.2									14.2
Watershed							62.0				62.0
Green Firebreak							24.6				24.6
Admitted Farm							7.5				7.5
Total		2,620.5	10,603.5	51.0	941.6	55.0	94.1	7,936.6	2,979.2	1,977.3	27,258.8

COMPONENT	UNIT	YAP	GLRSSMP	TOTAL
Direct Planting	ha	132.7		132.7
Amenity/ Avenue planting	ha	111.5		111.5
Watershed planting	ha	146.7		146.7
Woodlots	ha	224.0	36.8	260.8
Total		614.9	36.8	651.7

Table 4: Forest Plantations Established within Off-Reserve in 2022

2.1.1.2 Regional Breakdown of Forest Plantation Development Achievements – 2022

Ashanti Region achieved the highest forest plantation establishment in 2022, accounting for 36% of the total area established. See Table 5 and Figure 3 for details.

Table 5: Regional Breakdown of Forest Plantations Established in 2022

Region	Area Established (ha)
Ahafo	2,391.75
Ashanti	10,074.82
Bono	2,087.04
Bono East	341.98
Central	1,378.21
Eastern	1,305.95
Greater Accra	180.76
North East	565.67
Northern	390.20
Oti	206.09
Savannah	432.57
Upper East	693.51
Upper West	790.48
Volta	134.86
Western	1,805.32
Western North	5,131.34
Sub-total	27,910.5

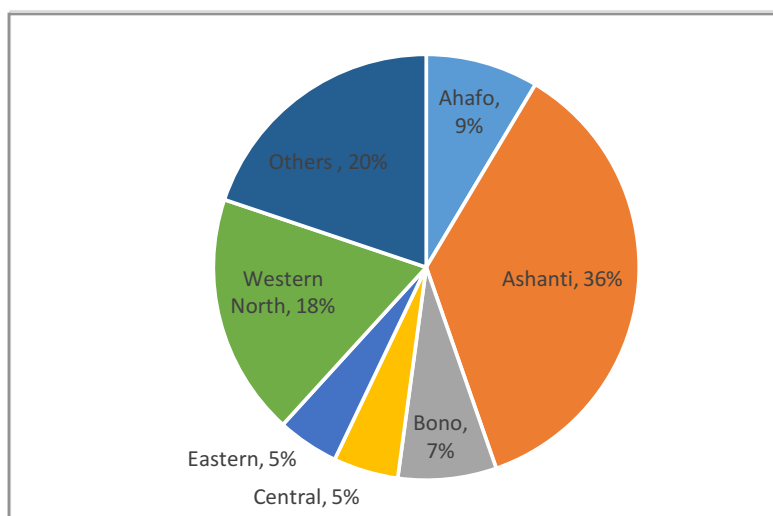


Fig. 7: Pie chart showing the proportion of regional achievements under GFPS 2022



Fig. 8: H.E. Nana Addo Dankwa Akufo-Addo launching the 2022 Green Ghana Day at the Accra International Conference Centre (AICC).

2.1.2 Green Ghana Day Initiative

The second edition of Green Ghana Day Initiative was commemorated on 10th June, 2022 under the theme: 'Mobilising for a Greener future'. The Green Ghana Day Initiative was introduced by H. E. Nana Addo Dankwa Akufo-Addo in 2021 as part of the government's strategy to restore degraded lands and encourage the citizenry to actively partake in tree planting initiatives for its manifold benefits. During Green Ghana Day, tree seedlings are distributed freely to the general public for planting. In 2022, the target for Green Ghana Day was to plant twenty million trees.

2.1.2.1 Objectives Of Green Ghana Day

The Green Ghana Day initiative seeks to achieve the following objectives:

- (1) Create enhanced national awareness on the necessity for collective action towards restoration of degraded landscapes in the country;
- (2) Inculcate the values of planting and nurturing trees and its associated benefits in the youth;
- (3) Mitigate climate change;
- (4) Enhance livelihoods for rural communities through their engagement in the production of tree seedlings; and
- (5) Beautify our communities and environment.

2.1.2.2 Implementation Committee

The National Green Ghana Day Planning Committee inaugurated by the Hon. Minister for Lands and Natural Resources in April, 2021, continued with their mandate of providing oversight leadership for the effective implementation of the 2022 edition of Green Ghana

Day. The Committee was chaired by Hon. Benito Owusu Bio, Deputy Minister for Lands and Natural Resources who was assisted by four (4) multi-sectoral sub-committees responsible for the following thematic areas:

- √ Logistics and Operations
- √ Media and Publicity
- √ Finance and Fund raising
- √ Monitoring and Reporting

2.1.2.3 Strategic Partnerships With Stakeholders

A number of stakeholders partnered the Ministry of Lands and Natural Resources and the Forestry Commission during the 2022 edition of Green Ghana Day. These stakeholders included Traditional Authorities, various government agencies, the diplomatic corps, churches (Church of Pentecost, Presbyterian Church of Ghana, Methodist Church of Ghana, Apostolic Church of Ghana, etc.), educational institutions, private commercial forest plantation developers, other private corporate entities, amongst others.

The support offered by these stakeholders included mobilizing their workforce and / or members to actively partake in the Green Ghana Day Activities, financial contribution towards the purchase of seedlings by FC and announcement of tree planting pledges to enable the Government to meet the set target for the 2022 edition of Green Ghana Day. In addition, during the 2022 edition of Green Ghana Day, corporate entities including Total Energies, Karpowership, Deloitte & Touche and New Star Ghana Limited adopted degraded sites within the Chipa Forest Reserve and provided the financial support for restoration of the degraded sites.



Fig. 9: Tree planting by Hon. Benito Owusu-Bio at the launch of the second edition of the ‘one student, one tree initiative’ at the Aggrey Memorial School, Cape Coast.

2.1.2.4 Field visits and engagements prior to GGD

As part of preparations towards the 2022 Green Ghana Day, a series of field visits were undertaken by the Hon. Minister and Deputy Ministers for Natural Resources as well as the Executive Management Team and Senior Managers of the Forestry Commission. The visits were undertaken to assess the level of preparedness of FC offices for Green Ghana Day and also support awareness campaigns for the 2022 edition of Green Ghana Day.

2.1.2.5 Planting Phase

As the end of the 2022 Green Ghana Day, a total number of 26,563,607 seedlings were distributed as detailed on a regional basis in Table 6. A total of 7,794,265 seedlings were verified as planted by the District and Regional FSD offices within an area of 7,936.6 ha of degraded forest reserves during the 2022 edition of Green Ghana Day. The remaining 17,769,342 seedlings were distributed for planting by the general public in off-reserve sites or planted by private commercial forest plantation developers within degraded on-reserve sites.

Table 6: Regional Breakdown of Seedlings Distribution – 2022 Green Ghana Day

REGION	TOTAL NO. OF SEEDLINGS DISTRIBUTED
Ahafo	1,467,858
Ashanti	6,649,607
Bono	1,939,872
Bono East	1,525,754
Central	2,262,260
Eastern	2,212,075
Greater Accra	2,617,475
North East	570,493
Northern	801,546
Oti	608,254
Savannah	1,019,943
Upper West	644,469
Upper East	592,967
Volta	581,854
Western	1,332,073
Western North	1,737,107
Total	26,563,607



Fig. 10: H.E. the President of the Republic, Nana Addo-Dankwa Adu watering his planted tree on GGD at the Efua Sutherland Park, Accra



Fig. 11: The Vice President, Alhaji Mahamudu Bawumia receives Cassia seedling to plant at the Tamale Airport on Green Ghana Day



Fig. 12: The CE, FC - Mr. John M. Allotey planting a seedling at the Seismological Centre, Accra on Green Ghana Day



Fig. 13: Hon. Samuel A. Jinapor, Minister, Lands & Natural Resources plants a tree at the Seismological Centre in Accra

Table 7: Seedling Sources – 2022 Green Ghana Day

Source	Quantity Distributed
FSD Nursery	6,129,447
Procurement	17,256,409
NAELP	1,804,939
Donation	1,372,812
TOTAL	26,563,607



Fig. 14: Unveiling of plaque by Mrs. Claudia Turbay Quintero (Dean of Diplomatic Corps) Columbia Ambassador to Ghana to commemorate ceremonial tree planting by members of the Diplomatic Corps at the Seismological Centre in the Achimota Forest Reserve, Accra on GGD. In the shot is Hon. Samuel Abu Jinapor, Minister MLNR, Mr. John M. Allotey (CE, FC) and some members of the Diplomatic Corps

2.1.2.6 Source of Seedlings Distributed

The seedlings used for the Green Ghana Day were received from four (4) main sources;

- Seedling production by FSD Nurseries
- Seedlings procured from private seedling producers across the country
- Seedlings sourced under the National Alternative Employment and Livelihood Program (NAELP)
- Donations from companies and organisations (Form Ghana, Miro Forestry, Sakam Savanna, Delloite & Touche, Total Energies, New Star Company, Karpower, etc.)



Fig.15: H.M. Otumfuo Osei Tutu II, Asantehene plants a tree on Green Ghana Day at Golf Course Park, Kumasi in Ashanti Region

Table 8: Types of Tree Species Distributed

Tree Type	Quantity Distributed
Fruit	1,105,623
Shade	3,352,732
Timber	20,351,598
Multipurpose	1,224,887
Ornamentals	528,767
TOTAL	26,563,607



Fig. 16: Community Teak Plantation established under 2022 Green Ghana at Kinaduk, Yendi Forest District of the Northern Region



Fig. 17: Cedrela stand established within Esuboni Forest Reserve of Akim-Oda Forest District, Eastern Region under 2022 Green Ghana MTS

A team constituted by the Chief Executive of the Forestry Commission undertook joint assessment to determine the total number of seedlings verified planted. The assessment was carried out from 14th – 21st September, 2022. The verification exercise indicated that 92% of the seedlings distributed were planted (Table 9).

Table 9: Regional Breakdown of Seedlings Distributed and Verified Planted

REGION	TOTAL NO. OF SEEDLING DISTRIBUTED	TOTAL NO. OF SEEDLING VERIFIED PLANTED	PERCENTAGE PLANTED (%)
Ahafo	1,467,858	1,454,603	99.1
Ashanti	6,649,607	6,387,767	96.1
Bono	1,939,872	1,875,032	96.7
Bono East	1,525,754	1,389,442	91.1
Central	2,262,260	2,129,090	94.1
Eastern	2,212,075	1,687,807	76.3
Greater Accra	2,617,475	2,220,155	84.8
North East	570,493	502,588	88.1
Northern	801,546	786,956	98.2
Oti	608,254	539,451	88.7
Savannah	1,019,943	900,827	88.3
Upper West	644,469	562,030	87.2
Upper East	592,967	580,694	97.9
Volta	581,854	566,120	97.3
Western	1,332,073	1,313,390	98.6
Western North	1,737,107	1,657,024	95.4
Total	26,563,607	24,552,956	92.0

2.1.3 Maintenance/Rehabilitation of Existing Plantations

During the reporting period, various maintenance activities were undertaken within existing plantations to ensure optimal growth and yield. Maintenance and forest protection activities undertaken in forest plantations include weeding, pruning, thinning, as well as protection of the plantations from wildfire, pests and diseases.

In addition, severely burnt/ disturbed forest plantations were also rehabilitated through extensive beating up. A total area of 61,066.7 ha of forest plantations was maintained in 2022. The maintenance activities were undertaken within forest plantations established under the following planting components outlined in Table 10:

Table 10: Maintenance activities undertaken in 2022 under different planting components

COMPONENT/PROJECT	AREA MAINTAINED (HA)
1. Youth in Afforestation/ Reforestation Project.	3,155.4
2. MTS (FC)	11,403.4
3. Ghana Landscape Restoration and Small-Scale Mining Project	321.0
4. Reforestation Offset Project by Newmont Golden Ridge Limited	317.0
5. Private Plantation Developers	42,313.3
6. FC-Timber Industry Plantations	3,556.6
TOTAL	61,066.7



Fig. 18: FC industries' Mixed indigenous species stand (2010 coupe) established in the Pra-Anum Forest Reserve in the Akim-Oda Forest District – Eastern Region.



Fig. 19: Members of the FC-Industry Plantation Fund Committee inspecting a 4-year old Gmelina stand in the Asenayo Forest Reserve, Nkwawie Forest District

2.2 Enrichment Planting

Enrichment planting is being implemented within poorly stocked/ degraded forests by planting high value indigenous timber species to enhance the recovery of degraded forests and thereby ensure the sustainable supply of forest goods and services.

A total area of 5,000 ha of understocked/ convalescence areas within forest reserves was targeted for restoration through Enrichment Planting in 2022.



Fig. 20: *Terminalia superba* planted within Boin River Forest Reserve of Enchi Forest District, Western North Region



Fig. 21: *Mansonia altissima* planted within Dadieso Forest Reserve of Enchi Forest District, Western North Region

During the reporting period, **1,134.8 ha** of poorly stocked forests was improved through enrichment planting under YAP. Enrichment planting interventions were undertaken under YAP in the following regions:

Table 11: Regional Breakdown of Enrichment Planting Activities Undertaken in 2022

REGION	ENRICHMENT PLANTING UNDERTAKEN (HA)
Ahafo	121.3
Ashanti	318.4
Bono	78.9
Eastern	301.0
Oti	20.0
Western	245.2
Western North	50.0
Total	1,134.8

In addition, a total area of **187.8 ha** of Enrichment Planting was undertaken under the GLRSSMP in the Nkawie Forest District (22.8 ha) and Akim Oda Forest District (165 ha).

2.3 Trees-On-Farm/Farm Forestry

The Trees-on-farm intervention is intended to improve the carbon sequestration, biodiversity and sustainability of farming systems through the incorporation of appropriate forest trees.

Under this intervention, 5,000,000 seedlings were targeted to be provided for planting, covering a total

estimated farm area of 150,000 ha annually. During the reporting period, the Forestry Commission distributed 1,406,926 tree seedlings to farmers for incorporation in their farms. In addition, 60,000 seedlings were distributed under the Ghana Cocoa Forest REDD+ Programme. The details were as follows:

Table 12: Seedlings supplied for Trees-On-Farm/ Farm Forestry

COMPONENT	SEEDLINGS SUPPLIED FOR PLANTING IN FARMS	ESTIMATED AREA (ha)
FC	1,409,926	40,160.9
GCFRP	60,000	3,000.0
TOTAL	1,466,926	43,160.9

2.4 Coppice Management

Contract coppice management awarded in 2021 continued during the reporting year. However, significant challenges were noted during the reporting year, mainly as a result of increasing costs of operations due to high fuel prices and increased labour costs. Consequently, a total area of 641.03 ha of coppice

management was undertaken against a target of 4,000 ha (Table 13). The Forestry Commission is exploring alternative arrangements to undertake this activity, including allocation of harvested teak stands to private sector actors to undertake coppice management under a lease arrangement.

Table 13: Regional Breakdown of Coppice Management Contracts Executed

Contractor	Region	District	Forest Reserve	Cpt./ Series	Achievement (ha)
Apostiga Co. Ltd.	Ashanti	Mampong	Aboma	9	106.12
Sakam Savana Co. Ltd	Ashanti	Mampong	Awura	8	141.9
Sakam Savana Co. Ltd	Ashanti	Mampong	Awura	21	97.32
OTR Prestige Co. Ltd.	Ashanti	Mampong	Awura	2	180.12
OTR Prestige Co. Ltd	Ashanti	Mampong	Chirimfa	50	28.62
Sub-Total					554.08
TTE Green Pltns. Consult	Bono	Sunyani	Tain II	230	30.7
Sub-Total					30.7
Gabkot Co. Ltd.	Oti	Jasikan	Kabo River	Pampawie Central	29.75
Excelsa Co. Ltd	Oti	Jasikan	Apepesu River	Pampawie Main	13.13
Excelsa Co. Ltd	Oti	Jasikan	Kabo River	Asukawkaw	13.37
Sub-Total					56.25
Total					641.03



3.0 | FOREST PLANTATION INVESTMENT PROMOTION

3.1 BENEFITS AND INCENTIVES FOR INVESTORS

Major benefits derived from the establishment of large-scale commercial forest plantations include carbon sequestration, favourable conditions for growth of cocoa, job creation and potential to provide substantive foreign exchange.

Government of Ghana through legislative instrument has put in place some incentive schemes to support investors; such as tax relief on investments in plant and machinery, exemptions from taxes and levies on equipment or parts of machinery that are not zero rated, grants and loans from FPBFMB, incentives for research and development activities.

For the year in review, total number of Social Responsibility Agreements signed were two hundred and five (205) with a value of GH¢447,551.19, involving one hundred and sixty (160) forest fringe communities. A total amount of GH ¢1,039,440.51 was disbursed by the FC from forest plantation timber revenue to thirty-four (34) beneficiary MTS Farmer Groups.



4.0 | EMPLOYMENT CREATION AND SUSTAINABLE LIVELIHOODS

Fig.22: Plantain produced from an MTS stand in Numia Forest Reserve in the New Edubiase Forest District, Ashanti Region

4.1 JOB CREATION AND LIVELIHOOD ENHANCEMENT

In 2022, an estimated total of 76,195 jobs were created nationwide to alleviate poverty which is the main focus of the GFPS Strategic Objective Three (3). The table below shows a summary of jobs created under the various planting modules. Temporal jobs were also created through transportation, construction and harvesting operations.

Table 14: Jobs - Plantation Establishment and Maintenance for 2022

Intervention	Type of Job	Total No. of Jobs in 2022	Gender	
			No. of Males	No. of Females
FC/YAP	Contract	24,487	15,672	8,815
FIP	Temporary/ Contract	8,926	5,713	3,213
MTS	Temporary (3 - 4 years)	2,403	1,538	865
Private Developers	Full-Time	262	168	94
GSLERP	Temporary/Contract	23,654	15,139	8,515
GLRSSMP	Temporary/Seasonal	11,250	7,200	4,050
Trees-on-farms	Temporary/Seasonal	147	94	53
Seedling production	Temporary	5,066	3,242	1,824
Total		76,195	48,765	27,430

In 2022, a total number of 51,633,120 tree seedlings was sourced from individual and group seedling producers for the various planting modules under the National Afforestation /Reforestation Programme (NAP) such as YAP, MTS, etc. (See Appendix II & III for details of seedlings procured from private nursery operators and seedlings sourced from FSD Central Nurseries respectively).

4.2 Food Crop Production

Food crops produced within forest plantations were estimated at 67,988.0 t within sites in the 2020, 2021 and 2022 coupes under the Modified Taungya System and other Taungya modules. Appendix IV provides a breakdown of the various foodstuffs and their quantities produced in 2022. Table 15 provides details on breakdown of the food stuffs produced on a regional basis.

Table 15: Regional Breakdown of Food Crops Produced

REGION	PLANTAIN (t)	CEREALS (Maize, Millet, Rice) (t)	TUBERS (Cocoyam, Cassava, Yam) (t)	LEGUMES (Beans, Cowpea, Groundnut, Sorghum) (t)	VEGETABLES (Tomato, Pepper, Garden Eggs) (t)	TOTAL FOOD PRODUCTION (t)
Ashanti	4,192.3	3,324.1	5,252.1	310.4	581.7	13,660.6
Bono	4,007.9	3,228.2	3,687.4	31.8	14.7	10,970.0
Bono East	63.7	767.0	1,934.9	164.0	0.7	2,930.3
Ahafo	7,283.6	2,247.3	1,143.4	19.0	827.0	11,520.3
Central	4,867.7	431.2	366.8	-	116.5	5,782.2
Eastern	1,725.5	1,447.5	162.9	-	44.5	3,380.4
Greater Accra	-	-	-	-	-	-
Savannah	-	42.4	2,144.4	208.2	1.0	2,396.1
North East	-	869.3	-	111.8	-	981.1
Northern	-	160.2	355.5	226.2	-	741.8
Upper East	-	48.2	752.2	44.5	-	844.9
Upper West	-	149.2	1,006.5	46.0	-	1,201.8
Oti	-	39.2	-	-	-	39.2
Volta	-	107.8	26.7	40.2	2.0	176.6
Western North	8,545.4	596.0	1,664.8	58.3	252.3	11,116.7
Western	2,044.1	45.7	90.0	4.9	61.2	2,246.0
TOTAL	32,730.3	13,503.3	18,587.6	1,265.3	1,901.5	67,988.0

4.3 Post Project (Arf Nwo-Wotro) Monitoring of NTFPS Production

The beneficiary communities; Nyamebekyere and Akwaboraso continued to benefit from NTFPs established under forest plantations. During the year, 75.7 kg of Black Pepper was harvested in the Tano Offin Forest Reserve in Nkawie Forest District, Ashanti Region. Out of this, 50% was processed.

4.4 Wildfire

Wildfire remains one of the major threats to forest plantation development within Forest Reserves. Figure 24 shows the trend of nationwide wildfire incidences as reported from 2019 to 2022. A total area of **13,050.3 ha** experienced wildfires in 2022 which shows an increase in wildfire prevalence as compared to 2020 (**9,355.7 ha**) and 2021 (**9,209.5 ha**). The regional breakdown of fire occurrences within plantations in forest reserves has been presented in Table 16 below.



Fig. 23: Incidence of wildfire in portions of Teak plantations in the Aboma Forest Reserve, Mampong Forest District

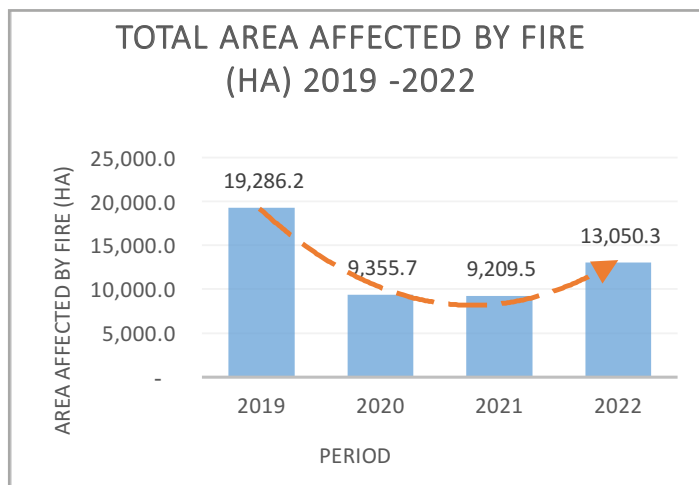


Fig. 24: Trends in reported cases of fire 2019 to 2022

Table 16: Regional Summary – Extent of wildfire outbreaks in 2022

REGION	TOTAL AREA AFFECTED BY WILDFIRE (ha)
Ahafo	580.3
Ashanti	1,305.5
Bono	476.7
Bono East	312.8
Central	34.2
Eastern	7,964.2
Greater Accra	38.7
Northern	52.7
North East	946.4
Oti	109.0
Savannah	73.7
Upper East	274.8
Upper West	573.0
Volta	295.0
Western	0.4
Western North	13.0
TOTAL	13,050.3

The following activities were carried out by field officers to control wildfires across the country:

- I. Awareness creation and sensitization of forest fringe communities and other stakeholders on fire prevention, control and suppression
- II. Ride Construction/Maintenance (mainly done by private developers)
- III. Fire patrols by community fire volunteers, forest guards and YAP beneficiaries



5.0 | INVESTMENT IN RESEARCH AND DEVELOPMENT, EXTENSION, TRAINING AND CAPACITY BUILDING

5.1 RESEARCH AND DEVELOPMENT

5.1.1 Genetic Improvement of Forest Plantation Species

The two major large-scale private forest plantation developers under the PPP module, FORM Ghana Limited and Miro Forestry (Ghana) Limited, continued data collection from PSPs within their reforestation sites in the Ashanti and Bono Regions in relation to tree growth and spacing. Parameters measured were diameter, height and crown size.

The seed orchards which were established in previous years under the ELCIR+ Project of the Forest Investment Program with Gmelina, Teak, Eucalyptus, Gliricidia and Cedrela seeds procured from Costa Rica and Tanzania were maintained across the project areas and selected forest districts outside the project area within the country. The **14.21 ha** indigenous seed orchard stand which was established in 2021 within Compartment 14 of Bia Shelterbelt Forest Reserve was duly maintained and the survival is about 63%.

5.1.2 Rosewood Plantation Trials

The total **144.8 ha** of Rosewood trial plantations established within four ecological zones in eight forest districts were maintained. Maintenance activities undertaken included weeding, protection from wildfire and cattle grazing.

Table 17: Regional Breakdown of Rosewood Trial Plots Maintenance

REGION	AREA (ha)
Ahafo	14.3
Ashanti	68.4
Bono	25.6
Bono East	11.6
Central	5.0
North East	5.8
Northern	2.4
Savannah	3.5
Upper West	4.0
Western North	4.3
Total	144.8

Rosewood trial plots established by RMSC has failed due to inadequate maintenance, forest fires and cattle grazing.

5.1.3 Permanent and Temporary Sample Plots

Five (5) Permanent Sample Plots (PSPs) were established in 2022 by the RMSC in four forest reserves as indicated below:

- Yeku F/R (Compartments 40 and 42), Winneba Forest District, two (2) plots of dimensions 60m x 60m each were established. The species were *Tectona grandis* and *Senna siamea* at a planting distance of 3m x 3m. The reserve falls within the Southern marginal ecozone.
- Yaya F/R (Compartment 34) in the Sunyani Forest District, one (1) plot with dimension 60m x 60m was established. The species was *Tectona grandis*, at planting distance of 3m x 3m. The reserve falls within Dry Semi Deciduous (Fire zone) ecozone.
- Pamu Berekum F/R (Compartment 224) Dormaa Forest District, one (1) plot with dimension 60m x 60m was established. The species was *Tectona grandis* at planting distance of 3m x 3m. The reserve falls within the Dry Semi Deciduous (Inner zone) ecozone.
- Mpameso F/R (Compartment 245) Dormaa Forest District, one (1) plot with dimension 60m x 60m was established. The species was *Terminalia superba* planted at 10m x 10m apart. The reserve falls within the Moist Semi Deciduous (North West subtype) ecozone.

Baseline data for the five (5) plots have been captured to aid future monitoring of the plots (Table 18).

Table 18: Summary of data collected from Permanent Sample Plots

Year Planted	Forest Reserve	Compartment	Species	Planting Distance (m)	Stock	Mean DBH (cm)	Mean Height (m)
2009	Yeku	43	Teak	3m x 3m	264	15.5	8.8
2010	Yeku	40	Cassia	3m x 3m	179	13.0	7.0
2012	Yaya	34	Teak	3m x 3m	196	17.2	9.2
2018	Pamu Berekum	224	Teak	3m x 3m	112	8.4	6.1
2019	Mpameso	245	Ofram	10m x 10m	96	11.4	4.3

Already established PSPs will be visited for monitoring and re-measurement towards the generation of growth database for production of growth models and yield curves in 2023.

The large-scale private plantation developers have also established several PSPs within their respective plantations to monitor growth and species suitability. For example, Form Ghana Limited, does 1% for exotic plantations (circular plots with a radius of 15.8m) in Asubima Forest Reserve.

5.1.3.1 Jimira Research Plots

The nine (9) research plots in the Jimira Forest Reserve, Nkawie Forest District were maintained to improve stem quality and reduce competition from weeds. The plots are assessed every other year.

5.1.3.2 Establishment of Experimental Plots

Newmont Golden Ridge Limited continued to carry out data collection within their ten (10) PSPs on growth and survival of tree seedlings in the Reforestation Offset Project areas in Kweikaru Forest Reserve and Maman off-reserve. Table 19 indicates statistics for the current and previous years obtained from the PSP plots.

Table 19: Plant survival and growth dynamics in NGRL's reforestation site

COUPES	YEAR	AVERAGE DBH (cm)	SURVIVAL (%)
2016	2017	4.21	82
	2018	8.43	90
	2019	10.91	89
	2020	11.94	88
	2021	13.13	88
	2022	14.22	88
2017	2018	5.44	76.7
	2019	8.33	74.1
	2020	10.32	74
	2021	11.49	73
	2022	12.62	72

5.2 Training and Capacity Building

5.2.1 Training of FSD Field Staff on Forest Plantation Extension Practice

Under the ENFAL Project of the Forest Investment Program (FIP), the provision of extension services by field staff was identified as one of the key activities to be implemented. In this respect, an extension manual was developed by a consultant engaged by the project. The objective of the extension manual is to serve as guide to improve the knowledge base and practical skills of field staff of the Forestry Commission in extension services.

In pursuant of the objective of the extension manual, a 2-day training workshop dubbed, "forest plantation extension practice" was held for FSD field staff at Forestry Commission Training Centre (FCTC) in turns according to the schedule below.

Table 19: Plant survival and growth dynamics in NGRL's reforestation site

Cohort	Region	Rank of officers to be selected	Number of participants	Date
1	Western, Western North and Central Regions	Range Supervisor/ FRM	43	19 - 20 th July, 2022
2	Bono, Bono East, Ahafo, Eastern and Greater Accra Regions	Range Supervisor/ FRM	43	21 - 22 nd July, 2022
3	Ashanti, Volta, Oti, Northern, North East, Savannah, Upper West and Upper East	Range Supervisor/ FRM	46	26 - 27 th July, 2022
Total			132	

- Thus, a total of 132 staff were trained in various aspects of forest plantation extension practice in 2022. Topics treated include the following:
1. General aspects of extension
 - Definition of extension
 - Need for extension
 - Extension methods (individual, group and mass extension methods)
 2. Operational guidelines for forest plantation extension
 - Forest plantation extension needs assessment
 - Participatory Extension Approach (PEA)
 - Training of Trainers (ToT)
 - Farmer Field School (FFS)
 - ICT in extension services



3. Building of technical capacity/ competency

- The content of the Ghana Forest Plantation Strategy (GFPS)
- Silvicultural and management guidelines for forest restoration operations
Specifically, the training covered technical aspects of forest tree nursery management, forest plantation development, enrichment planting, and trees-on-farm (ToF).

4. Monitoring and Evaluation of extension activities

5.2.2 Training of FC Frontline Staff in Tree Registration Process

With support from Sustainable Trade Initiative (IDH), an NGO, RMSC held a four-day tree registration training of trainers' programme for eighty (80) Forestry Commission (FSD and WD) frontline staff of Ashanti Region at FCTC, Akyawkrom.

Ghana Forest Investment Program (GFIP) provided support to RMSC and FCHQ to conduct training for 100 frontline staff in the Western, Western North, Bono, Ahafo and Bono East Regions.

Trainees' capacity was built to sensitize farmers on tree registration protocols and they were also equipped in the use of GPS for tree registration, documentation, data verification and analysis, farm mapping and reporting. Subsequent to the training, funds were provided to all GFIP forest districts to carry out pilot registration and verification by RMSC.

5.2.3 FC Pilot Bee Keeping Project

As part of the post tree farm project activities YAP beneficiaries at RMSC were trained in beekeeping. During the year under review, 45 litres of honey was harvested from the ten (10) hives within the research plots in Jimira Forest Reserve in 2022.



5.2.4 Fourth World Teak Conference (WTC)2022

The 4th World Teak Conference (WTC2022) took place in Accra, Ghana, from September 05th to 08th, 2022, organized by the Forestry Commission of Ghana in collaboration with TEAKNET, IUFRO, ITTO, and with technical support from FAO.

The conference aimed to address various aspects of the global teak market through thematic sessions and field excursions. The event featured exhibition stands showcasing products and services related to teak.

Key points from the conference include:

- Organizers and Previous Conferences:
The conference was organized by the Forestry Commission of Ghana in collaboration with TEAKNET, IUFRO, ITTO, and FAO.

Previous World Teak Conferences were held in Costa Rica (2011), Thailand (2013), and Ecuador (2015).

- Sponsors:
The conference received support from 23 national and international entities, with notable sponsors including Aron Global, SRS Group, Liaison Group for Mining in Forest

Reserves, Form Ghana, and the Forest Plantation Development Fund.

- Participants:
Over 270 participants from 28 countries across 5 continents attended the conference, representing government institutions, the private sector, universities, research institutes, and local communities.
- Significance of Teak:
Teak, though a small part of global timber production, plays a significant role in the forest economies of many tropical countries.

Planted teak forests have attracted substantial private sector investments in Africa, Asia, and Latin America.

Teak is the only valuable hardwood resource globally increasing in terms of area.



Theme: Global Teak Market: Challenges and Opportunities For Emerging Markets and Developing Economies



Theme: Global Teak Market: Challenges and Opportunities For Emerging Markets and Developing Economies



Theme: Global Teak Market: Challenges and Opportunities For Emerging Markets and Developing Economies



Fig. 25: Members of Ghana Institute of Foresters (GIF) at the 4th World Teak Conference (WTC)



Theme: Global Teak Market: Challenges and Opportunities For Emerging Markets and Developing Economies



Theme: Global Teak Market: Challenges and Opportunities For Emerging Markets and Developing Economies



TEAK PRICES:

Teak wood prices exhibited an upward trend until the COVID-19 pandemic, after which they became erratic and challenging to evaluate.

- **Future of Planted Teak Forests:**
Due to the impact of log export bans in natural teak growing countries, there is a shift towards planted teak forests.
Investments in planted teak forests have led to improved wood quality with superior planting material and good management practices.
- **Gene Pool Conservation:**
Maintaining the diverse gene pools of teak, both within and outside its natural habitat, is crucial for sustainability.
Amplifying the genetic base in planted teak outside its natural habitat is identified as a specific need.
- **Rural Livelihoods and Food Security:**
Smallholders and farmers in many tropical countries depend on planted teak forests for their livelihoods, providing employment and income.

Planted teak forests support rural development and sustainable livelihoods.

- **Environmental Protection:**
Teak plantations have the potential to sequester carbon and contribute to Forest Landscape Restoration, especially on degraded lands.
Exploring carbon credit markets could provide additional incentives and support global efforts in climate change mitigation.

• TEAKNET:

TEAKNET was recognized as a global teak information network facilitating knowledge transfer to stakeholders at a global level, with positive feedback on its outreach to the public. The conference proposed several recommendations for action to enhance the sustainability and management of teak resources:

- i. **Provide Superior Planting Material:**
Make high-quality planting material accessible to private companies and local communities to enhance the quality of planted teak forests.
- ii. **Capacity Building:**
Facilitate capacity building for local community and field workers, focusing on teak management techniques and exploring intercropping opportunities with profitable agricultural crops.



iii. **Build Confidence in Teak Investments:**
Establish confidence in teak investments among smallholders and farmers by offering realistic cost-benefit analyses, market price information, and supportive government policies.

iv. **Promote Silvicultural Techniques and Intercropping:**
Encourage smallholder growers to adopt improved silvicultural techniques, implement intercropping systems to generate income during initial years without forestry earnings, organize group marketing, and utilize marketing data effectively.

v. **Explore Carbon Credit Markets:**
Investigate opportunities for linking teak plantations with carbon credit markets to provide additional incentives for environmental sustainability.

vi. **Commit Resources to Research and Development:**

Allocate more resources to research and development efforts aimed at advancing the sustainable management of planted teak forests.

Specifically, focus on investigating the quality of teak wood grown in plantations compared to that from natural forests.

These recommendations address key areas such as resource accessibility, skill development, financial confidence, sustainable practices, environmental considerations, and research advancement to foster the overall well-being and success of the teak industry.



6.0 | GOVERNANCE

The GFPS reporting for 2022 considered governance as a key factor in natural resource management and forest plantation management. Therefore, the development and management of forest plantations nationwide were subject to a multi-stakeholder approach to decision-making. Several meetings were held with stakeholders including MTS Farmer Groups, landowners and beneficiaries of the YAP Project, and private plantation developers to discuss issues related to plantation forestry in Ghana under various plantation development components.

Twenty-nine (29) entities were allocated degraded forest reserve lands with estimated total area of 12,101.97 ha. However, ten (10) developers' allocations were withdrawn for non-performance.

To date, a total of 370 entities have been allocated 167,133.31 ha to undertake commercial forest plantation development within degraded portions of forest reserves (See Appendix I).



Fig. 26: Stakeholder engagement (March, 2022) to solicit support of the Berekumhene Nana Amankona Diawuo II and the Regional Minister, Bono Region – Hon. Justina Awo Owusu-Banahene to address the wildfire menace exacerbated by the influx of Fulani herdsman and cattle within Forest Reserves in the Sunyani Forest District

6.1 DISBURSEMENT OF FOREST PLANTATION TIMBER REVENUE TO KEY STAKEHOLDERS

During the year under review, a total amount of Gh¢6,059,284.90 was disbursed by the FC from forest plantation timber revenue and other related statutory and administrative payments to various stakeholders as shown in Table 21.

Thirty-four (34) farmer groups and 31 local communities received Gh¢1,039,440.51 and Gh¢495,174.76 respectively being their share of revenue accrued from the sale of harvested plantation timber products from MTS stands in 2022, as detailed in Appendix V.

Table 21: Forest Plantation Revenue Disbursement for 2022

Source of Revenue	Amount Disbursed (GH¢)	OASL	Beneficiaries/Stakeholders (GH¢)			
			MTS Groups	Landowners	Local Communities	MMDAs
MTS (Timber)	1,552,261.77	-	1,039,440.51	384,618.44	128,202.82	-
Ground Rent (Private Plantations On-Reserve)	1,449,196.07	144,919.61	-	586,924.41	-	717,352.05
Private Plantations (Timber)	1,862,693.64	-	-	1,100,915.81	366,971.94	-
Facilitation Fees	1,194,133.42	-	-	1,194,133.42	-	-
Total	6,059,284.90	144,919.61	1,039,440.51	3,266,592.08	495,174.76	717,352.05

In 2022, a total of 205 Social Responsibility Agreements (SRAs) were signed with 160 communities in respect of plantation timber allocated for thinning/harvesting. This represents 51% increase in the number of SRAs signed in 2022 compared to 2021 (136). There was 13% increase in the number of communities that benefited from SRA in 2022 as compared to that of 2021 (141). A total sum of GH¢447,551.19 was paid upfront to the beneficiary communities by 94 companies in 2022 (Table 22).

Table 22: Regional Breakdown of Signed SRAs in 2022

Region	No. of Companies	No. of Communities	No of SRAs Signed	Amount paid (GH¢)
Ahafo	4	7	7	10,170.00
Ashanti	46	81	112	226,565.11
Bono	8	14	20	20,811.86
Bono East	6	8	9	30,401.80
Central	1	5	5	29,910.30
Eastern	9	20	21	41,590.65
North East	1	4	4	12,020.40
Oti	8	7	8	29,294.60
Volta	4	4	7	7,190.02
Western	1	1	1	2,333.19
Western North	6	9	11	37,263.26
Total	94	160	205	447,551.19

6.2 Activities of Forest Plantation Investor Forum (FPIF)

A meeting was held at FCTC, Akyawkrom, by FPIF for private commercial plantation developers in Ghana on 13th May, 2022 to harness their efforts to support Green Ghana Day 2022 plantings. Fifty-three (53) tree growers attended the meeting and pledged to plant 3,524,400 of tree seedlings within their respective regions.

At the close of collation of seedlings planted on GGD, the private commercial plantation developers contributed some 2,500,000 seedlings to the national achievement.



7.0 | PLANTATION TIMBER PRODUCTION

Fig. 28: Joint FSD/TIDD/RMSC team undertaking log measurements within the Boumfum Forest Reserve to develop tree volume – weight conversion factors of plantation tree species to facilitate volume determination using the Miro Forestry (Gh) Ltd.'s Weighbridge near Drobonso in the Kumawu Forest District, Ashanti Region.

This chapter presents details on the combined quantity of plantation timber harvested from both on-reserve and off-reserve stands during the year being assessed.

7.1 PLANTATION TIMBER PRODUCTION IN 2022

A total volume of **297,154.4 m³** of plantation timber was harvested in 2022 compared to 203,991.9 m³ in 2021. The extracted volume comprised 145,757.8 m³ from on-reserve and the remaining 151,396.6 m³ from off-reserve areas.

The volume of plantation timber harvested on-reserve saw a significant increase between 2020 (71,996.8 m³) and 2021 (104,498.5 m³) and increased substantially in 2022. Similarly, plantation timber harvested off-reserve experienced a notable rise in volume; 52,793.3 m³ (2020) and 99,493.4 m³ (2021) and a significant increment in 2022 also.

The details of on-reserve plantation timber production in 2022 have been provided in Table 23. Out of the total volume harvested on-reserve, Teak contributed 58.6% of total harvested volume, Eucalyptus (17.5%), Cedrela (11.8%), Gmelina (2.9%), and other species (9.1%). No plantation timber harvesting operation on-reserve was done in the Greater Accra, Upper East, Upper West, Northern and Savannah Regions.



Fig. 27: Wood processing into plywood at Miro Forestry (Gh) Limited's Plymill at Drobonso in the Kumawu Forest District, Ashanti Region



Table 23: Volume of plantation timber (m³) harvested on-reserve in 2022

ON RESERVE						
REGION	TREE SPECIES					TOTAL (m³)
	TEAK	CEDRELA	GMELINA	EUCALYPTUS SPECIES	OTHERS	
Ahafo	2,212.8	556.2	-	-	-	2,769.0
Ashanti	68,348.4	8,917.6	4,287.5	25,556.2	12,399.0	119,508.8
Bono	7,587.4	22.6	-	-	-	7,610.0
Bono East	1,419.5	-	-	-	-	1,419.5
Central	-	-	-	-	-	-
Eastern	1,261.0	3,519.0	-	-	854.7	5,634.7
North East	299.7	-	-	-	-	299.7
Oti	1,551.9	-	-	-	-	1,551.9
Volta	2,319.1	-	-	-	-	2,319.1
Western	-	-	-	-	-	-
Western North	454.0	4,191.1	-	-	-	4,645.1
TOTAL	85,453.9	17,206.5	4,287.5	25,556.2	13,253.7	145,757.8

The total plantation timber harvested off-reserve in 2022 was 151,396.6 m³ as presented in Table 24. Teak was the main timber species harvested from off-reserve plantations contributing 99.4% with Gmelina and Cedrela representing 0.5% and 0.1% respectively of total harvested volume. There was no harvesting operation in the Savannah and Upper East Regions. Comparatively, plantation timber harvested off-reserve saw a slight increase (3.9%) than that of on-reserve in 2022.



Table 24: Volume of plantation timber (m³) harvested off-reserve in 2022

OFF-RESERVE					
REGION	TREE SPECIES				TOTAL (m³)
	TEAK	CEDRELA	GMELINA	OTHER SPP	
Ahafo	8,940.76	-	-	-	8,940.76
Ashanti	42,702.83	-	-	-	42,702.83
Bono	17,828.78	-	-	-	17,828.78
Bono East	42,448.03	-	-	-	42,448.03
Central	784.46	-	-	-	784.46
Eastern	3,230.01	-	-	-	3,230.01
Greater Accra	1,694.58	-	-	-	1,694.58
North East	258.20	-	-	-	258.20
Northern	2,936.89	-	-	-	2,936.89
Oti	14,581.88	173.66	540.53	-	15,296.07
Upper West	522.66	-	-	-	522.66
Volta	14,008.89	-	273.70	-	14,282.59
Western	340.96	-	-	-	340.96
Western North	129.82	-	-	-	129.82
TOTAL	150,408.74	173.66	814.23	-	151,396.63

7.2 Value Addition and Export of Forest Plantation Timber

Teak, Cedrela, Gmelina and Eucalyptus were the main plantation timber species exported. A large portion of these species were exported as primary or secondary wood products (mainly air-dried lumber, billets, kiln-dried lumber and plywood).

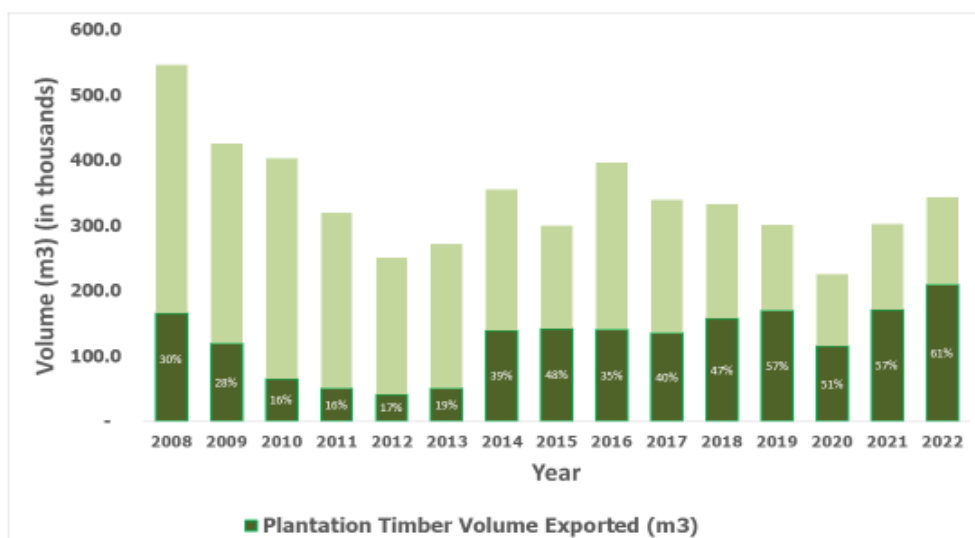
Table 25: Volume and Value of Products of the Major Exported Plantation Timber Species

Species	Product	Volume (m³)	Value (€)
Teak	Lumber Air Dried	161,483.188	61,848,754.28
Teak	Lumber Kiln Dried	283.177	116,350.42
Teak	Billet	36,581.276	12,135,150.14
sub-total		198,347.641	74,100,254.84
Cedrela	Lumber Air Dried	74.379	39,923.77
Cedrela	Lumber Kiln Dried	2,782.612	2,385,013.77
Cedrela	Sliced Veneer	1.446	1,687.18
sub-total		2,858.437	2,426,624.72
Gmelina	Lumber Air Dried	41.524	9,738.36
Gmelina	Billet	1,403.440	208,706.16
Gmelina	Plywood	751.207	270,266.26
Gmelina	Plywood (Overland)	606.096	280,299.47
sub-total		2,802.267	769,010.25
Eucalyptus	Plywood	2,671.703	1,013,998.66
Eucalyptus	Plywood (Overland)	152.710	64,138.29
Eucalyptus	Kindling	53.127	55,560.43
sub-total		2,877.540	1,133,697.38
Rubberwood	Lumber Air Dried	583.643	111,031.58
Rubberwood	Lumber Kiln Dried	1,591.233	295,520.10
Rubberwood	Rotary Veneer	159.766	32,478.88
sub-total		2,334.642	439,030.56
Acacia mangium	Kindling	264.816	83,110.94
sub-total		264.816	83,110.94
Total		209,485.343	78,951,728.69

India remains the key export destination for Teak and Gmelina. Sliced veneer; rotary veneer and kindling were the other forest plantation timber products.

Proportion of Plantation Timber Exported Over The Last Year 15 Years (2008-2022)

Year	Plantation Timber Volume Exported (m ³)	Total Timber Volume Exported (m ³)
2008	166,037	545,915
2009	119,288	426,222
2010	65,607	403,254
2011	50,657	319,843
2012	41,985	251,346
2013	50,819	271,772
2014	139,392	356,036
2015	142,149	299,207
2016	140,456	396,992
2017	135,661	339,227
2018	157,382	332,927
2019	170,382	300,455
2020	115,332	226,158
2021	171,157	302,229
2022	209,485	343,440



Trend: Increasing importance of plantation grown timber over the past 15 years

Fig. 29: Relative Contribution of Forest Plantations to Total Export of Timber and Wood Products (2008 – 2022)

Figure 29 illustrates a consistent upward trend in the contribution of plantation timber to Ghana's total timber and wood product exports over the past 15 years. In 2022, plantation timber accounted for 61% of the total, gaining a 4-percentage point increase from 2021.

This translates to **51%** of the total export value, equivalent to €78,951,728.69 out of €153,861,837.67. Notably, this is the fourth consecutive year the volume of plantation timber exported has surpassed that from natural forests in Ghana.

This achievement can be attributed to increased production of plantation timber, especially by private sector players. It is anticipated that production from private commercial forest plantations will continue to rise, sustaining this positive trend.



8.0 | FINANCE

This section presents the financial outlook of planted forest interventions undertaken in 2022 under the GFPS. In 2022, investments in planted forest activities were mainly undertaken through Government of Ghana (GoG), private and donor funds. However, in this report, the expenditure analysis focuses on only public expenditure covering both GoG forest plantation activities and donor projects. The total public investment in forest plantation establishment and tree planting in general amounted to GH¢140,314,667.44 for 2022.

This consisted of GH¢123,622,929.6 of GoG direct financing representing 86.2% and donor projects of GH¢19,841,941.84 being 13.8%. Activities that accounted for the public sector cash outflows included YAP and general forest plantation establishment and management operations. The foregone expenditure analysis is a partial one since private sector spending was not included due to lack of data at the time of reporting.

On the revenue side of the financial analysis, the total cash inflows amounted to 79,084,605.84 for both on-reserve and off-reserve in 2022. For on-reserve revenue, it was ascertained by computing the actual receipts made the Forestry Commission from the sale of forest plantation timber harvested on-reserve in 2022, which amounted to GH¢18,629,777.92. Specifically, this revenue accrued from the sale of state-owned forest plantation stands in addition to FC's share of revenue received from private forest plantations and MTS stands which is subject to onward disbursement to relevant stakeholders.

In contrast to on-reserve revenue, off-reserve revenue was generated from the sale of timber through private transactions outside the direct control of FC.

Accordingly, FC's average standing timber prices were utilised in the analysis, though well below the average market price, to estimate the value of forest plantation timber harvested from off-reserve stands. Consequently, the estimated total revenue generated from off-reserve forest plantation timber was found to be GH¢60,454,827.92 in 2022.

Table 26 summarises the public sector expenditure and revenue accrued from on-reserve forest plantation timber over the period under review.

Table 26: Forest plantation expenditure and revenue

EXPENDITURE AND REVENUE ANALYSIS					
Expenditure (GH¢)		Total Expenditure (GH¢)	Revenue (GH¢)		Total Revenue (GH¢)
GoG	Projects		On-Reserve	Off-Reserve	
123,622,929.60	19,841,941.84	143,464,871.44	18,629,777.92	60,454,827.92	79,084,605.84

¹ Off-reserve revenues were estimated based on reported production volumes and average standing tree value. This represents estimated revenue from private plantations. It does not include other fees such as export levies and conveyance fees paid to the FC



9.0 | CHALLENGES

Fig. 30: Cattle intrusion into the Nsemere Forest Reserve in the Sunyani Forest District, Bono Region

The following challenges affected operational activities during the reporting period.

i. Public Sector:

1. Inadequate funding and logistics (vehicles, motorbikes, etc.) for monitoring and supervision of field operational activities;
2. Inadequate field staff to carry out effective supervision of MTS farmers and monitoring of plantation development, logging and harvesting operations
3. Limited funds and logistics to prevent, control and suppress wildfires, usually intensified by activities of free-range cattle herders and illegal farmers within forest reserves;
4. Destruction of established plantations both on and off-reserve through illegal mining (galamsey) activities;
5. Lack of progress in the development of an appropriate legal regime for the establishment and management of forest plantations;
6. Undue delays in processing of Benefit Sharing Agreement (BSA) for MTS farmers is a disincentive for maintenance of the established forest plantations;
7. Inadequate funds to transport YAP beneficiaries to planting sites within forest reserves that are usually far away from their residences and;
8. Inadequate Unmanned Aerial Vehicles (drones) for forest surveillance, monitoring of field operations and mapping.

ii. Private Sector:

1. Resistance of illegal farmers to vacate sites allocated to private commercial plantation developers in forest reserves pose difficulties for plantation establishment by large scale developers;
2. Difficulties associated with the acquisition of secure land in off-reserve areas for forest plantation development as a result of other competing land uses, e.g., commercial agriculture, infrastructure development etc, and complexities with traditional land tenure arrangements;
3. Operational/ financial difficulties due to limited opportunities or inability of several private developers to access long-term capital for forest plantation development;
4. Persistent occurrence of annual wildfires, usually caused by activities of free-range cattle herders and illegal farmers and;



10.0 | CONCLUSION AND WAY FORWARD

The extent of forest plantations established in 2022 is the highest annual achievement since implementation of the GFPS commenced in 2017 and in recent memory. As observed in previous years, the achievement could be largely attributed to various innovative reforestation strategies adopted by the government under the National Afforestation/Reforestation Programme. The Youth in Afforestation Project, Green Ghana Day Initiative and the Modified Taungya System represent major public-sector led interventions that contributed significantly towards restoration of degraded lands in the country during the reporting year. Private sector interventions in forest landscape restoration have also been helpful in exceeding the annual forest plantation target. However, the private sector has consistently been unable to attain its set annual targets.

The other forest landscape restoration interventions (i.e. Enrichment Planting and Trees-on-farm) recorded very low achievements during the reporting period. Both interventions were heavily reliant on specific project activities under the Forest Investment Programme which have been completed. In the ensuing years, government will be required to provide enhanced contribution towards attainment of the set targets under these forest landscape restoration interventions. The following actions are hereby proposed to guide implementation of the GFPS in the ensuing years.

I. REVIEW OF THE GFPS

The first revision of the GFPS was scheduled to be undertaken in 2022 after five years of implementation of the Strategy. However, the GFPS prescribed that a multi-stakeholder advisory body known as the Ghana Forest Plantation Strategy Technical Steering Committee (GFPSTSC) should be constituted

to guide the implementation of the Strategy and provide strategic guidance for the periodic review of the GFPS. During the reporting year, initial efforts were made to engage seasoned subject matter specialists with in-depth experience to serve on the GFPSTSC. It is envisaged that the GFPSTSC will be constituted in early 2023 to pave way for the maiden review of the GFPS.

2. DRAFTING AND PROMULGATION OF THE FOREST PLANTATIONS ACT

The drafting of a Forest Plantations Act remains outstanding though is a critical requirement to govern processes and actors within the space of plantation forestry in Ghana. The objective of the Act would be to provide a solid legal basis for the regulation and development of forest plantations in Ghana by providing comprehensive guidance on the following relevant subjects;

- I. Allocation of degraded forest reserve land for private plantations on-reserve;
- II. Land Lease and Benefit Sharing Agreement/ Arrangements;
- III. Allocation of Timber Rights from Government/ FC forest plantations;
- IV. Chain of Custody for Plantation Timber;
- V. Timber price determination and revenue sharing for plantation timber from Government / FC Plantations and Government-Private Sector Partnerships/ Collaborations;



- VI. Incentives and benefits for forest plantation investors;
- VII. Sustainable and innovative financing mechanisms for forest plantation development.

The FSD would continue to engage the key stakeholders until the necessary attention and energies are directed towards the drafting of the Act.

3. RATIONALISATION OF PRIVATE SECTOR PARTICIPATION IN FOREST PLANTATIONS

It is expected that more harvesting and coppice management would be undertaken by private developers in 2023. Revenue is expected to increase from both higher volume sales and expected increase in price of plantation timber. Lessons from the 4th World Teak Conference would lead to the use of

germplasm of higher quality and the development of a tissue culture laboratory in Ashanti Region where large scale commercial forest plantations are being done. Non-performing developers' allocations would be withdrawn and would be re-allocated to entities with high potential to develop the sites.

4. VERIFICATION AND VALIDATION OF PLANTED SITES

Field verification of planted sites is necessary to ensure quality control of reported areas planted and also provide information on the quality of the growing stands. However, the FC is yet to complete the 2019 verification exercise and undertake same for the 2020 and 2021 in plantation sites planted under YAP and MTS. The FSD hopes that funds would be provided to carry out this important exercise not on the outstanding years only but also on those planted in 2022 soon.

5. MAINTENANCE OF ESTABLISHED FOREST PLANTATIONS INCLUDING WILDFIRE CONTROL

Poor maintenance of established forest plantations contributes to low yields and consequently sub-optimal economic returns from these plantations. The necessary incentives and logistics are therefore required to ensure effective maintenance of established forest plantations. Such measures will lead to reduction in wildfires within established plantations and also reduce susceptibility of the plantations to pest and diseases, and thereby enhance economic returns from the stands.



Fig. 31: Young Teak plantation competing with weeds in Mampong Forest District, Ashanti Region

APPENDICES

APPENDIX I

PRIVATE PLANTATION DEVELOPERS ON RESERVE WORK DONE FOR 2022

NO.	COMPANY NAME	REGION	DISTRICT	FOREST RESERVE	COMPARTMENT/SERIES	AREA ALLOCATED (Ha)	AREA PLANTED -2022 (Ha)	PREVIOUS AREA PLANTED (Ha)	AREA PLANTED TO DATE (Ha)	AREA REMAINING TO BE PLANTED (Ha)	SPECIES PLANTED	DATE OF APPROVAL/ALLOCATION
1	Addai Brothers Lumber Company Limited	Ashanti	Juaso	Bandai Hills	16	128.0	0.0	57.0	57.0	71.0	Teak	31st January, 2001
2	Agogo Church of Pentecost	Ashanti	Juaso	Bandai Hills	6, 8	205.64	0.0	31.6	31.6	174.0	Teak	5th February, 2001
3	Awuni Brothers Limited	Ashanti	Juaso	Bandai Hills	45	86.63	0.0	10.0	10.0	76.6	Teak	15th April, 2015
4	St. Augustine's Catholic Church (Agogo Roman Catholic Church)	Ashanti	Juaso	Bandai Hills	14	130.93	1.8	60.0	61.8	69.1	Teak	-
5	Agogo Saviour Church	Ashanti	Juaso	Bandai Hills	55	135.22	1.8	45.0	46.8	88.4	Teak	-
6	Apostle Nicholas Appiah Missah & Children	Ashanti	Juaso	Bandai Hills	1	131.3	0.0	9.0	9.0	122.3	Teak	13th June, 2013
7	The Apostolic Church - Ghana	Ashanti	Juaso	Bandai Hills	68,69	256.0	0.0	50.0	50.0	206.0	Teak	30th August, 2007
8	Beam Trendz Enterprise	Ashanti	Juaso	Bandai Hills	59	125.69	11.0	0.0	11.0	114.7	Teak	14th April, 2015
9	Bontodiasa Company Limited	Ashanti	Juaso	Bandai Hills	40	160.6	0.0	0.0	0.0	160.6	N/A	13th May, 2015
10	CEPACOD (Center for Poverty Alleviation and Community Development)	Ashanti	Juaso	Bandai Hills	47	128.0	0.0	40.0	40.0	88.0	Teak	10th August, 2006
11	Charles Amofa	Ashanti	Juaso	Bandai Hills	57	128.0	0.0	0.0	0.0	128.0	N/A	
12	Dr. Kwabena Twum - Nuamah	Ashanti	Juaso	Bandai Hills	61	103.31	0.0	0.0	0.0	103.3	N/A	4th November, 2014
13	Emmanuel K. Kyel Company	Ashanti	Juaso	Bandai Hills	38	128.0	0.0	12.0	12.0	116.0	Teak	6th October, 2015
14	Elder Simpson Yeboah & Frank Aboagye	Ashanti	Juaso	Bandai Hills	7	106.13	0.0	8.0	8.0	98.1	Teak	13th June, 2013
15	Gylma & Co. Farms Limited	Ashanti	Juaso	Bandai Hills	15, 26	269.35	0.0	71.3	71.3	198.1	Teak	5th February, 2001
16	Hon. Kwadwo Baah Agyemang	Ashanti	Juaso	Bandai Hills	64	128.0	0.0	0.0	0.0	128.0	N/A	29th August, 2016
17	Hon. Patrick Boamah	Ashanti	Juaso	Bandai Hills	60	128.0	0.0	4.0	4.0	124.0	N/A	30th August, 2016
18	Isaac Owusu Farms	Ashanti	Juaso	Bandai Hills	28	147.96	0.0	20.0	20.0	128.0	Teak	12th December, 2011
19	K&P Farms (Nana Kwadwo Poku Bonsu)	Ashanti	Juaso	Bandai Hills	56	161.97	0.00	9.0	9.0	153.0	Teak	19th December, 2011
20	Kate Konamah & Company Limited	Ashanti	Juaso	Bandai Hills	41	133.22	1.8	30.0	31.8	101.4	Teak	12th December, 2011
21	Kwame Kyel Enterprise	Ashanti	Juaso	Bandai Hills	11	128.0	10.0	10.0	20.0	108.0	Teak	9th December, 2014
22	Kwame Kyel Farms	Ashanti	Juaso	Bandai Hills	62	117.15	0.0	20.0	20.0	97.2	Teak	19th December, 2011
23	Lawyer Andy Appiah Kubi	Ashanti	Juaso	Bandai Hills	53	161.50	0.0	5.9	5.9	155.6	N/A	6th December, 2016
24	Makadesh Printing Press and Farms	Ashanti	Juaso	Bandai Hills	72	204.74	1.8	70.0	71.8	132.9	Teak	21st August, 2006
25	Maapad Enterprise	Ashanti	Juaso	Bandai Hills	27	163.39	0.0	100.0	100.0	63.4	Teak	17th October, 2006
26	Mar Enterprise	Ashanti	Juaso	Bandai Hills	9	128.00	0.0	10.0	10.0	118.0	Teak	21st October, 2016
27	Me Dwene Meho Enterprise	Ashanti	Juaso	Bandai Hills	58	106.88	0.0	10.0	10.0	96.9	Teak	9th December, 2014
28	Mr. Otuo Serebour	Ashanti	Juaso	Bandai Hills	63	120.61	0.0	55.0	55.0	65.6	Teak	14th May, 2012
29	Nana Akofiku Sirpong Farms	Ashanti	Juaso	Bandai Hills	20, 21, 22, 23	689.78	0.0	82.5	82.5	589.3	Teak	5th February, 2001
30	Skynt London Limited	Ashanti	Juaso	Bandai Hills	24	18.0	0.0	18.0	18.0	0.0	N/A	17th December, 2019
31	Obebew Ventures	Ashanti	Juaso	Bandai Hills	46 (portion)	15.0	0.0	15.0	15.0	0.0	Teak	10th March, 2005
32	O. B. Pasras	Ashanti	Juaso	Bandai Hills	3	128.0	0.0	0.0	0.0	128.0	N/A	18th March, 2016
33	Opong-Mensah Enterprise	Ashanti	Juaso	Bandai Hills	70	128.0	0.0	10.0	10.0	118.0	Teak	18th December, 2007
34	Opuni Robert Enterprise	Ashanti	Juaso	Bandai Hills	39, 65	270.1	0.0	12.0	12.0	258.1	Teak	21st April, 2015
35	Pascal Gaye	Ashanti	Juaso	Bandai Hills	29	80.0	0.0	55.0	55.0	25.0	Teak	24th February, 2009
36	Professor Agyeman Badu Akosa	Ashanti	Juaso	Bandai Hills	66	119.95	0.0	10.0	10.0	110.0	Teak	29th March, 2007
37	Samrose Company Limited	Ashanti	Juaso	Bandai Hills	12	128.0	0.0	26.0	26.0	102.0	Teak	13th March, 2007
38	Tabiri Commercial Plantation Enterprise	Ashanti	Juaso	Bandai Hills	10	128.0	12.0	0.0	12.0	116.0	N/A	21st October, 2016
39	Tropical Farm Estates Limited	Ashanti	Juaso	Bandai Hills	Parts of 48 & 51	14.62	0.0	14.6	14.6	0.0	Teak	31st January, 2001
40	E. K. Kyel Company Limited	Ashanti	Juaso	Bandai Hills	37	128.00	0.0	0.0	0.0	128.0	N/A	

NO.	COMPANY NAME	REGION	DISTRICT	FOREST RESERVE	COMPARTMENT/ SERIES	AREA ALLOCATED (Ha)	AREA PLANTED -2022 (Ha)	PREVIOUS AREA PLANTED (Ha)	AREA PLANTED TO DATE (Ha)	AREA REMAINING TO BE PLANTED (Ha)	SPECIES PLANTED	DATE OF APPROVAL/ALLOCATION
41	AT Company Limited	Ashanti	Juaso	Dome River	32	128.00	15.0	12.0	27.0	101.0	N/A	27 th April, 2016
42	ASAQ Global Investments & Consultants	Ashanti	Juaso	Dome River	9	65.44	5.0	20.0	25.0	40.4	Teak	6th October, 2015
43	Berakuf Timber and Trading	Ashanti	Juaso	Dome River	30	49.2	0.0	28.0	28.0	21.2	Teak	9th December, 2002
44	Dakab Consult	Ashanti	Juaso	Dome River	5	128.0	0.0	35.0	35.0	93.0	N/A	17th November, 2017
45	Double Ben Construction Limited	Ashanti	Juaso	Dome River	15	131.6	0.0	35.0	35.0	96.6	Teak	18th November, 2017
46	D.T.K Timbers	Ashanti	Juaso	Dome River	21	43.66	0.0	43.7	43.7	0.0	Teak	22nd September, 2009
47	Yabaak Citadel Limited	Ashanti	Juaso	Dome River	Portion of 35	128.0	0.0	95.0	95.0	33.0	Teak, Cedrela	16th July, 2004
48	Ohenanana Prempeh Akyew Limited	Ashanti	Juaso	Dome River	25,27	250.0	0.0	190.0	190.0	60.0	Wawa, Manzonina, Mahogany, Ofram, Emire	28th April, 2003
49	KAMVIS Company Limited	Ashanti	Juaso	Dome River	19	125.00	0.0	12.0	12.0	113.0	Teak	16th April, 2003
50	K. Green Global	Ashanti	Juaso	Dome River	20	116.92	0.0	0.0	0.0	116.9	N/A	10th December, 2013
51	Kwame Bi Kuffour	Ashanti	Juaso	Dome River	39	128.00	3.0	30.0	33.0	95.0	Teak	11th August, 2003
52	Konam Ventures	Ashanti	Juaso	Dome River	12	121.99	0.0	0.0	0.0	122.0	N/A	13th March, 2014
53	Legal Wood Limited	Ashanti	Juaso	Dome River	16	112.69	0.0	0.0	0.0	112.69	N/A	9th Dec. 2001
54	Li-Chan Enterprise Ghana Limited	Ashanti	Juaso	Dome River	10	134.59	0.0	13.0	13.0	121.6	Teak	9th Dec. 2002
55	Margaret Campbell	Ashanti	Juaso	Dome River	46	114.64	0.0	7.7	7.7	106.9	Teak	16th March, 2011
56	PIDECK Co. Limited	Ashanti	Juaso	Dome River	41	128.00	0.0	0.0	0.0	128.0	N/A	2nd February, 2015
57	Premier Solutions Limited	Ashanti	Juaso	Dome River	40 (Pideck)	11.2	0.0	11.2	11.2	0.0	Teak	9th April, 2003
58	Talento Wood Processing Enterprise Company Limited	Ashanti	Juaso	Dome River	33	42.7	0.0	22.1	22.1	20.6	Teak	10th December, 2013
59	Wukupomaa Export and Import Company Limited	Ashanti	Juaso	Dome River	13	114.5	8.0	25.0	33.0	81.5	Teak	18th March, 2020
60	Y & M Regeneration Limited	Ashanti	Juaso	Dome River	29	135.51	0.0	40.0	40.0	95.5	Teak	12th May, 2005
61	Apostiga Company Limited	Ashanti	Juaso	Dome River	44	139.35	0.0	15.0	15.0	124.4	Teak	10th August, 2005
62	Beige Leaf Limited	Ashanti	Juaso	Dome River	22	118.71	0.0	18.0	18.0	100.7	Teak	17th September, 2009
63	Lesmax Investments	Ashanti	Juaso	Mirasa Hills	12,13,19	378.2	1.8	276.0	277.8	100.4	Teak	20th March, 2003
64	Logwood Industries Limited	Ashanti	Juaso	Mirasa Hills	18	128.0	0.0	0.0	0.0	128.0	N/A	8th December, 2011
65	Low-Ralph Lodge Investment	Ashanti	Juaso	Mirasa Hills	11	128.00	1.8	0.0	1.8	126.2	Teak, Ofram	25th July, 2016
66	Mr. Samuel Benson-Adjiei	Ashanti	Juaso	Mirasa Hills	3 (Portion)	10.0	0.0	10.0	10.0	0.0	Teak	24th February, 2003
67	New Leaf Investment Limited	Ashanti	Juaso	Mirasa Hills	7	128.0	0.0	0.0	0.0	128.0	N/A	23rd February, 2003
68	SKOD Timbers	Ashanti	Juaso	Mirasa Hills	22	128.57	1.8	103.7	105.5	23.1	Teak	26th February, 2010
					49	117.505	49.0	31.0	80.0	37.5	Teak	22nd September, 2009
					48	113.32	0.0	113.3	113.3	0.0	Teak, Mahogany, Wawa, Kusia, Odom, Ofram, Manzonina, Kokrodua	16th April, 2008
					47	169.63	12.0	72.0	84.0	85.6	Gmelina; Teak	24th February, 2015
					40A	128.0	0.0	10.5	10.5	117.5	Teak	23rd April, 2003
					40B	128.0	0.0	0.0	0.0	128.0		
					50	128.0	0.0	10.0	10.0	118.0	Teak	6th May, 2003

APPENDIX I

PRIVATE PLANTATION DEVELOPERS ON RESERVE WORK DONE FOR 2022

NO.	COMPANY NAME	REGION	DISTRICT	FOREST RESERVE	COMPARTMENT/SERIES	AREA ALLOCATED (Ha)	AREA PLANTED 2022 (Ha)	PREVIOUS AREA PLANTED (Ha)	AREA PLANTED TO DATE (Ha)	AREA REMAINING TO BE PLANTED (Ha)	SPECIES PLANTED	DATE OF APPROVAL/ALLOCATION
69	Mercy is Allah (formerly Talento Wood Processing Ent.)	Ashanti	Juaso	Mirasa Hills	38	127.82	0.0	10.0	10.0	117.8	Teak	13th December, 2011
70	Talento Wood Processing Enterprise	Ashanti	Juaso	Mirasa Hills	39	175.552	0.0	73.0	73.0	102.6	Teak	26th October, 2009
71	Bodogen Construction Company	Ashanti	Juaso	Mirasa Hills	15	163.31	3.6	18.0	21.6	141.7	Teak	23rd October, 2018
72	Kwanti Company Limited	Ashanti	Juaso	Mirasa Hills	21A 21B	54.70 87.89	1.8 0.0	36.8 0.0	38.6 0.0	16.1 87.9	Teak N/A	9th January, 2020
73	Asante Akyem Wood Processing Company Limited (AWP)	Ashanti	Juaso	North Bandai Hills	60,62	213.18	0.0	30.0	30.0	183.2	Teak	23rd December, 2002
74	Charity Asiedu	Ashanti	Juaso	North Bandai Hills	39	124.50	0.0	0.0	0.0	124.5	N/A	14th October, 2013
75	Charles Awuah Enterprise	Ashanti	Juaso	North Bandai Hills	59	113.35	0.0	0.0	0.0	113.4	N/A	11th December, 2014
76	Galaxy Agro Industries Limited	Ashanti	Juaso	North Bandai Hills	53 57	128.0 256.0	0.0 0.0	0.0 0.0	0.0 40.0	128.0 216.0	N/A Teak	10th December, 2014 15th October, 2014 17th February, 2015
77	Kpapa Company Limited	Ashanti	Juaso	North Bandai Hills	45	121.8	0.0	10.0	10.0	111.8	Teak	4th November, 2014
78	Noble 'G' Enterprise	Ashanti	Juaso	North Bandai Hills	43	128.43	0.0	0.0	0.0	128.4	N/A	30th January, 2013
79	Yaw Asamoah	Ashanti	Juaso	North Bandai Hills	55	133.89	0.0	0.0	0.0	133.9	N/A	8th November, 2013
80	Yonka Farms	Ashanti	Juaso	North Bandai Hills	58	103.30	0.0	0.0	0.0	103.3	N/A	29th October, 2009
81	Boakwaa Enterprise Limited (BEL)	Ashanti	Juaso	Onyimso	3 6 4-5	508.66	0.0 0.0 0.0	350.0 350.0 0.0	350.0 0.0 0.0	158.7	Allanblackia, Kusia, Celba, Odum, Makore, Wawa, Ofram, Mahogany, Enire	20th Nov. 2002 16th August, 2005 30th January, 2007
82	Mr. Clement Ampofo Donkor	Ashanti	Juaso	South Formangsu	10	128.00	0.0	0.0	0.0	128.0	N/A	24th October, 2022
83	Motherwell Services Limited	Ashanti	Kumawu	Anumso	24 & 28	256.0	0.0	0.0	0.0	256.0	N/A	16th September, 2021
84	Prashanti Export Limited	Ashanti	Kumawu	Anumso	22 (portion)	91.0	0.0	91.0	91.0	0.0	Teak	30th May, 2001
85	Abrofo Farms & Trading Enterprise	Ashanti	Kumawu	Boumfum	Portion of 141	31.6	0.0	31.6	31.6	0.0	Teak	18th March, 2005
86	African Bagg Limited	Ashanti	Kumawu	Boumfum	160	68.93	0.0	0.0	0.0	68.9	N/A	28 th February, 2014
87	Aid to Artisan Ghana (A TAG)	Ashanti	Kumawu	Boumfum	153,158, 159	413.87	9.0	72.0	81.0	332.9	Teak	10th April, 2003
88	Asadu Royal Waste	Ashanti	Kumawu	Boumfum	149	84.8	9.0	16.2	25.2	59.6	Teak	21st November, 2012
89	Ghana Co-operative Anti-Bush Fire & Farm Services Limited	Ashanti	Kumawu	Boumfum	114	114.3	0.0	114.0	114.0	0.3	Teak	14th Nov. 2002
90	Ashanti Youth Agro Forestry Organization (A.Y.A.O)	Ashanti	Kumawu	Boumfum	18	149.4	0.0	45.0	45.0	104.4	Teak	25th January, 2001
91	Bibani Logging and Lumber Company Limited (BLCC)	Ashanti	Kumawu	Boumfum	23, 25, 26, 27, 34	637.0	0.0	100.0	100.0	537.0	Cedrela, Teak	-
92	Dale Brook Company Limited	Ashanti	Kumawu	Boumfum	66 and portions of 67 & 67	211.28	0.0	211.3	211.3	0.0	Teak	1st January, 2016 (ppp date)
93	Duadem Inventory Company Limited	Ashanti	Kumawu	Boumfum	192	500.0	128.0	90.0	218.0	282.0	Teak	25th January, 2001
94	Ejisu Forest Products	Ashanti	Kumawu	Boumfum	222 and portion of 224	100.0	0.0	22.2	22.2	77.9	Teak	30th January, 2001
95	Forjane Company Limited	Ashanti	Kumawu	Boumfum	Portion of 143	2.00	0.0	2.0	2.0	0.0	Teak	23rd January, 2006
96	Ghana Sawm Timber Sellers Association	Ashanti	Kumawu	Boumfum	Portion of 126 & 122	54	0.0	54.0	54.0	0.0	Teak	15th December, 2006 Portion withdrawn on 8th Nov. 2018

APPENDIX I

PRIVATE PLANTATION DEVELOPERS ON RESERVE WORK DONE FOR 2022

NO.	COMPANY NAME	REGION	DISTRICT	FOREST RESERVE	COMPARTMENT/SERIES	AREA ALLOCATED (Ha)	AREA PLANTED 2022 (Ha)	PREVIOUS AREA PLANTED (Ha)	AREA PLANTED TO DATE (Ha)	AREA REMAINING TO BE PLANTED (Ha)	SPECIES PLANTED	DATE OF APPROVAL/ALLOCATION
97	Ghana Timber Association (G.T.A)	Ashanti	Kumawu	Boumfun	144, 145, 147, 148, 150, 151	860.0	0.0	51.7	51.7	808.3	Teak	25th January, 2001
98	Greenfields Plantations Limited (A.G Timbers Ltd)	Ashanti	Kumawu	Boumfun	8, 10, 11 & 12	1,830.56	0.0	775.5	775.5	1055.1	Teak, Wawa, Cedrela, Mahogany, Ceiba, Kokrodua, Apro, Offram	
99	Johnson Agyeman Farms	Ashanti	Kumawu	Boumfun	79, 80	190.78	4.05	39.9	44.0	146.8	Teak	23rd March, 2006
100	KG Biomass Supply Limited (formerly, KWAMOKA Energy Ghana Limited)	Ashanti	Kumawu	Boumfun	223	90.97	0.0	0.0	0.0	91.0	N/A	5th November, 2012
101	MIRO Forestry (Ghana) Limited	Ashanti	Kumawu	Boumfun	(Agege Portion) 106, 108, 109, 111, 120, 123, 124, 127, 131, 134, 135, 138, 139, 140, 155, 156 (Kumawu Portion) 29, 30, 48, 52, 53, 54, 55, 61, 62, 63, 64, 70, 72, 78, 89, 90, 96, 97	4,051.46	0.0	2741.6	2741.6	1309.9	Teak, Cedrela, Eucalyptus, few indigenous species	18th May, 2009
102	Nana Yaw Omane Frimpong Farms Limited	Ashanti	Kumawu	Boumfun	101, 102, 103	305.59	90.0	130.5	220.5	85.1	Teak	6th January, 2004
103	TYG Services Enterprise	Ashanti	Kumawu	Boumfun	213	95.7	0.0	14.0	14.0	81.7	Teak	4th March, 2015
104	Zebra Imex Ltd	Ashanti	Kumawu	Boumfun	81, 82	239.15	0.0	0.0	0.0	239.2	Teak	20th April, 2007
105	Eric Baffour Awuah Ventures	Ashanti	Mampong	Abrimasa	1	128	0.0	10.0	10.0	118.0	Teak	14th February, 2018
106	D. O. Doggies Limited	Ashanti	Mampong	Abrimasa	3	131.0	35.0	0.0	35.0	96.0	N/A	14th August, 2018 April, 2018
107	Logwood Industries Limited	Ashanti	Mampong	Abrimasa	7, 8	200.0	0.0	15.0	15.0	185.0	Teak	2002
108	Yakvenco Limited	Ashanti	Mampong	Abrimasa	2	163.6	0.0	0.0	0.0	163.6	N/A	27th November, 2018
109	Sarprim Farms & Trading Company Ltd	Ashanti	Mampong	Abrimasa	6	126.0	4.5	100.0	104.5	21.5	Teak	9th April, 2003
110	Bempofor Company Limited	Ashanti	Mampong	Awura	22	128.0	4.5	0.0	4.5	123.5	Teak	11th May, 2022
111	Rita Kumj Farms Limited (Duffe Amponsah Farms)	Ashanti	Mampong	Awura	16	109.85	4.5	29.0	33.5	76.4	Teak	11th January, 2005
112	Ernest Best Company Limited	Ashanti	Mampong	Awura	38	121.5	4.5	46.3	50.8	70.7	Teak	-
113	Forest Business Consultancy Limited	Ashanti	Mampong	Awura	19	128.0	0.0	0.0	0.0	128.0	N/A	8th July, 2013
114	Greenfields Plantations Limited (Naja David Veneer and PlyWood)	Ashanti	Mampong	Awura	69, 70, 71	522.0	0.0	542.0	542.0	-20.0	Teak, Cedrela, Ceiba, Mahogany	11th December, 2000
115	Gyamfi & Asare Co. Limited	Ashanti	Mampong	Awura	41	137.31	0.0	50.0	50.0	87.3	Teak	15th January, 2010
116	Help Crush Aids Ghana	Ashanti	Mampong	Awura	42	120.0	4.5	60.0	64.5	55.5	Teak	28th February, 2005
117	Jenfriskar Limited	Ashanti	Mampong	Awura	90	105.25	0.0	47.0	47.0	58.3	Teak	28th October, 2005
118	Karamanga Industries Limited	Ashanti	Mampong	Awura	39, 40, 45 & 51 (part)	391.12	4.5	153.4	157.9	233.2	Teak	25th November, 1999
119	KuulTrade Enterprise	Ashanti	Mampong	Awura	12	97.2	0.0	0.0	0.0	97.2	Teak	19th April, 2005
120	Kwasi Agyekum Farms	Ashanti	Mampong	Awura	31	165.31	4.5	76.0	80.5	84.8	Teak	-
121	Litworth Impex	Ashanti	Mampong	Awura	9	123.06	4.5	107.0	111.5	11.6	Teak	19th April, 2005
122	INABE Wood Processing Company Limited	Ashanti	Mampong	Awura	23	100.0	0.0	60.0	60.0	40.0	Teak	20th Nov. 2002
123	R.K.A. Timbers Limited	Ashanti	Mampong	Awura	20	103.18	0.0	25.0	25.0	78.2	Teak	2002
124	reNew Company Limited	Ashanti	Mampong	Awura	49, 55	54.300	0.0	54.3	54.3	0.0	Teak, Mahogany	5th February, 2009

APPENDIX I
PRIVATE PLANTATION DEVELOPERS ON RESERVE WORK DONE FOR 2022

NO.	COMPANY NAME	REGION	DISTRICT	FOREST RESERVE	COMPARTMENT/SERIES	AREA ALLOCATED (ha)	AREA PLANTED -2022 (ha)	PREVIOUS AREA PLANTED (ha)	AREA PLANTED TO DATE (ha)	AREA REMAINING TO BE PLANTED (ha)	SPECIES PLANTED	DATE OF APPROVAL/ALLOCATION
125	Atwima Commercial Ventures	Ashanti	Mampong	Awura	Portion of 37	10.0	4.5	10.0	14.5	-4.5	Teak	15th March, 2005
126	Abeam Danso Poku Sarfo Limited	Ashanti	Mampong	Chirimfa	86	180.0	0.0	43.0	43.0	137.0	Teak	2nd February, 2010
127	Elder Jewellery Company Limited	Ashanti	Mampong	Chirimfa	71	110.60	0.0	62.0	62.0	48.6	Teak	2nd April, 2008
128	Greenfields Plantations Limited (Paul Sague Sawmills Limited)	Ashanti	Mampong	Chirimfa	portions of 1 & 2	4.00	0.0	4.0	4.0	0.0	Teak	30th December, 2002
129	Heureka Consult Limited	Ashanti	Mampong	Chirimfa	74	85.0	0.0	10.0	10.0	75.0	Teak	23rd December, 2014
130	JOSBOA Consulting Limited	Ashanti	Mampong	Chirimfa	20, 21	273.88	0.0	97.0	97.0	176.9	Teak	9th April, 2013
131	Joseph Antwi (Kwane Amoah)	Ashanti	Mampong	Chirimfa	82	118.19	0.0	15.0	15.0	103.2	Teak	-
132	Kwarteng Plantations	Ashanti	Mampong	Chirimfa	3	94.1	4.5	29.0	33.5	60.6	Teak	12th December, 2008
133	Kumasi Farms Complex	Ashanti	Mampong	Chirimfa	26	151.62	0.0	58.9	58.9	92.8	Teak	20th February, 2006
134	K-Wuss Enterprise	Ashanti	Mampong	Chirimfa	27	140.14	0.0	85.2	85.2	54.9	Teak	20th April, 2007
135	Kyerematemeng Tleku & Sons Limited	Ashanti	Mampong	Chirimfa	18	100.9	1.54	86.0	87.5	13.4	Teak, Ofram	7th April, 2004
136	Mag. K. Enterprise	Ashanti	Mampong	Chirimfa	22	142.17	0.0	103.0	103.0	39.2	Teak	20th April, 2007
137	Ohvame Tumiso Company Limited	Ashanti	Mampong	Chirimfa	Portion of 13	45.648	0.0	45.6	45.6	0.0	Teak	31st December, 2002
138	Richard William Queynor	Ashanti	Mampong	Chirimfa	88	157.54	0.0	69.5	69.5	88.0	Teak	2007
139	Upper and Lower Spring Ventures	Ashanti	Mampong	Chirimfa	Portion of 24A	24.0	0.0	24.0	24.0	0.0	Teak	5th May, 2015
140	Vanexx Enterprise	Ashanti	Mampong	Chirimfa	77	60.31	4.5	35.0	39.5	20.8	Teak	15th February, 2012
141	Emmanuel Opoku Achearpong	Ashanti	Mampong	Ongwan II	Krowi & Hwidlem	47.67	0.0	10.0	10.0	37.7	Teak	31st July, 2017
142	Evans Timbers Limited	Bono East	Nkoranza	Pru Shelter belt	6	148.32	0.0	58.0	58.0	90.3	Teak	9th August, 2001
143	Jeed-San Farms	Bono East	Nkoranza	Pru Shelter belt	36	120.0	0.0	94.0	94.0	26.0	Teak	2009
144	Nsiah Gyamerah	Bono East	Nkoranza	Pru Shelter belt	5	127.40	0.0	34.5	34.5	92.9	Teak	16th April, 2009
145	Opmanpok Enterprise	Bono East	Nkoranza	Pru Shelter belt	4	4.0	0.0	9.0	9.0	-5.0	Teak	23rd January, 2006
146	Safari-Aawes Company Limited	Bono East	Nkoranza	Pru Shelter belt	66, 67, 68, 69	512.0	0.0	38.0	38.0	474.0	Teak	22nd November, 2016
147	Unity Afforestation and Tree Nursery Project	Bono East	Nkoranza	Pru Shelter belt	39, 44	221.42	0.0	173.8	173.8	47.6	Teak	20th May, 2005
148	Abaascom Enterprise Limited	Ashanti	Mankranso	Desiri	114	152.5	0.0	64.0	64.0	88.5	Cedrela, Teak	24th December, 2002
149	Duncan Williams	Ashanti	Mankranso	Desiri	39	92.7	0.0	10.0	10.0	82.7	Teak	-
150	Nana Adu Kwabena Gabriel Company Limited (GAC)	Ashanti	Mankranso	Desiri	(Akwaboa portion) 86, 87, 109 and portion of 110 (395.31 ha) (Hle portion) 111 and portion of 110 (1,688.72 ha)	564.03	0.0	200.0	200.0	364.0	Cedrela, Teak	24th February, 2003
151	Greenfields Plantations Limited/ Stansyle	Ashanti	Mankranso	Desiri	63, 72, 73, 81, 82, 91, 92, 103, 117	359.9	0.0	34.4	34.4	325.5	Cedrela, Teak	-
152	Opanin Twene Kwame Company Limited	Ashanti	Mankranso	Desiri	9, 10	292.02	0.0	98.0	98.0	194.0	Wawa, Manzonia, Odum, Edinam, Uhle, Mahogany, Ofram, Onyira, Aketa, Asarfinna, Hyedua, Kyenkyen, Teak, Sapele, Oti, Cedrela, Emire	1984
153	TSL (Tepa & Techiman Sawmills Limited)	Ashanti	Mankranso	Desiri	89, 90	256.0	0.0	76.0	76.0	180.0	Cedrela, Teak	-
154	Ms. Agyeman Worwornyo	Ashanti	Mankranso	Desiri	44	128.0	0.0	0.0	0.0	128.0	N/A	8th May, 2018
155	Baboga Ghana Limited	Ashanti	Mankranso	Desiri	45	128.0	0.0	0.0	0.0	128.0	N/A	8th May, 2018

NO.	COMPANY NAME	REGION	DISTRICT	FOREST RESERVE	COMPARTMENT/ SERIES	AREA ALLOCATED (Ha)	AREA PLANTED -2022 (Ha)	PREVIOUS AREA PLANTED (Ha)	AREA PLANTED TO DATE (Ha)	AREA REMAINING TO BE PLANTED (Ha)	SPECIES PLANTED	DATE OF APPROVAL/ALLOCATION
156	Adakoba Company Limited	Ashanti	Mankranso	Tinte Bepo	84	120.0	0.0	0.0	0.0	120.0	N/A	18th December, 2020
157	Aawes Ventures Limited	Ashanti	Mankranso	Tinte Bepo	40, 41	256.0	20.0	50.0	70.0	186.0	Teak	1st September, 2016
158	Anprif-Galaxy Industries Limited	Ashanti	Mankranso	Tinte Bepo	Portions of Compts 17 & 27	44.8	0.0	44.8	44.8	0.0	Teak	26th September, 2016
159	Enviro Tech Bamboo Limited	Ashanti	Mankranso	Tinte Bepo	89	128.0	10.0	0.0	10.0	118.0	Bamboo	17th February, 2021
160	Green-Eco Ghana Limited	Ashanti	Mankranso	Tinte Bepo	5	128.0	10.0	0.0	10.0	118.0	Teak	6th April, 2021
161	Nana Osei Akoto	Ashanti	Mankranso	Tinte Bepo	86, 90	143.5	0.0	30.0	30.0	113.5	Teak	23rd January, 2008
162	Hon. Andrews Adjei Yeboah (formerly Farest Wood Products Company Limited)	Ashanti	Mankranso	Tinte Bepo	13	128	112.2	0.0	112.2	15.8	Teak	30th december, 2019
163	Jografdai Farms and Company Limited	Ashanti	Mankranso	Tinte Bepo	81	128	10.0	0.0	10.0	118.0	Teak	7th November, 2019
164	Job Construct and Agro Ghana Limited	Ashanti	Mankranso	Tinte Bepo	50	128						23rd February, 2022
165	Upper and Lower Spring Ventures	Ashanti	Mankranso	Tinte Bepo	9	128	50.0	0.0	50.0	78.0	Teak	10th July, 2020
166	Kwasi Agyei & Opoku Timbers (KAGO)	Ashanti	Nkawie	Jimira	8	109.5	0.0	60.0	60.0	49.5	Cedrela	6th January, 2004
167	Maybrob Company Limited	Ashanti	Nkawie	Jimira	5, 7 & 42, 40 & 44	683.11	0.0	196.0	196.0	487.1	Cedrela	23rd March, 2004
168	OAEK (Oduro Anane Enterprise)	Ashanti	Nkawie	Jimira	38	129.53	0.0	90.0	90.0	39.5	Cedrela	2004
169	Prescient Management	Ashanti	Nkawie	Jimira	9 (portion)	128.11	0.0	48.0	48.0	80.1	Teak	26th July, 2016
170	Willimar Ventures	Ashanti	Nkawie	Jimira	16 (Portion)	4.0	0.0	4.0	4.0	0.0	Teak	
171	Wood Pillar Limited	Ashanti	Nkawie	Jimira	9 (portion)	5.0	0.0	5.0	5.0	0.0	Cedrela	16th December, 2004
172	A.D.K Timbers Company Limited	Ashanti	Nkawie	Jimira Extension	18 (portion)	4.0	0.0	4.0	4.0	0.0	Cedrela, Teak	-
173	Benakuf Timber and Trading	Ashanti	Nkawie	Jimira Extension	15 (portion)	15.0	0.0	15.0	15.0	0.0	Cedrela	2004
174	Bibiani Logging and Lumber Company Limited	Ashanti	Nkawie	Jimira Extension	19 (portion)	7.0	0.0	7.0	7.0	0.0	Cedrela, Teak	-
175	City View Company (CVC) Limited	Ashanti	Nkawie	Jimira Extension	21	112.93	0.0	110.0	110.0	2.9	Cedrela, Teak	10th December, 2004
176	Logwood Industries Limited	Ashanti	Nkawie	Jimira Extension	33 (Portion), 35	132.0	0.0	14.0	14.0	118.0	Cedrela, Teak	2nd April, 2004
177	M&B Link Timber Company Limited	Ashanti	Nkawie	Jimira Extension	20 (portion)	4.0	0.0	4.0	4.0	0.0	Cedrela	8th June, 2004
178	Oduro Anane Enterprise (OAEK)	Ashanti	Nkawie	Jimira Extension	14 (portion)	5.0	0.0	5.0	5.0	0.0	Cedrela	23rd March, 2004
179	SKOD Timbers	Ashanti	Nkawie	Jimira Extension	Portion of 30	5.0	0.0	5.0	5.0	0.0	Cedrela	22nd December, 2004?
180	TSL (Tepe & Techiman Sawmills Limited)	Ashanti	Nkawie	Jimira Extension	32	129.67	0.0	129.67	129.67	0.0	Ofram/Emire/Mahogany/Krakodua/Cedrela, Teak	3rd June, 2004
181	Riyard Farms and Wood Limited	Ashanti	Nkawie	Tano Offin	49	128.0	0.0	0.0	0.0	128.0		19th April, 2022
182	Jusdal Plus Company Limited	Ashanti	Nkawie	Offin Shelterbelt	7 & 10	235.36	0.0	0.0	0.0	235.4	N/A	28th July, 2017
183	Thomas William Company Limited	Ashanti	Nkawie	Offin Shelterbelt	5	128.0	0.0	0.0	0.0	128.0		25th April, 2022
184	D & G Legal Consults	Ashanti	Nkawie	Offin Shelterbelt	4	128.0	0.0	0.0	0.0	128.0		27th April, 2022
185	Augamyako Company Limited	Ashanti	Nkawie	Offin Shelterbelt	6	128.0	0.0	0.0	0.0	128.0		21st July, 2022

APPENDIX I

PRIVATE PLANTATION DEVELOPERS ON RESERVE WORK DONE FOR 2022

NO.	COMPANY NAME	REGION	DISTRICT	FOREST RESERVE	COMPARTMENT/SERIES	AREA ALLOCATED (Ha)	AREA PLANTED - 2022 (Ha)	PREVIOUS AREA PLANTED (Ha)	AREA PLANTED TO DATE (Ha)	AREA REMAINING TO BE PLANTED (Ha)	SPECIES PLANTED	DATE OF APPROVAL/ALLOCATION
186	Mai Enterprise	Ashanti	Nkawie	Offin Shelterbelt	34	128.0	0.0	0.0	0.0	128.0	Teak	27th April, 2022
187	Abolour Wood Company Limited	Ashanti	Offinso	Afram Headwaters 8 & 10		238.6	122.5	90.0	212.5	26.1	Teak	2018
188	Sakam Savana (formerly Association for Conservation and Development (ASCODEV))	Ashanti	Offinso	Afram Headwaters 69		100.0	50.0	25.0	75.0	25.0	Teak	28th March, 2001
189	Asuboa Wood Treatment Company Limited	Ashanti	Offinso	Afram Headwaters 26		130.49	0.0	101.0	101.0	29.5	Teak	5th June, 2020
190	Ben 'O' Investments Limited	Ashanti	Offinso	Afram Headwaters	5 124	50.0 129.0	0.0 27.0	50.0 70.0	50.0 97.0	0.0 32.0	Teak, Cedrela	
191	Ehvia Wood Products Limited (FC mgf)	Ashanti	Offinso	Afram Headwaters	33, 35 101	380.0	0.0	210.0	210.0	170.0	Teak, Cedrela	2004
192	Evans Timbers Limited	Ashanti	Offinso	Afram Headwaters	107 108	205.99	0.0	100.0	100.0	36.0	Teak	9th August, 2001
193	Sakam Savana (formerly Green Start Company Limited)	Ashanti	Offinso	Afram Headwaters	74 75	117.0 143.5	0.0 20.00	117.0 50.0	117.0 70.00	0.0 73.50	Teak	2003 2003
194	Hon. Baffour Kesse-Amankwaa	Ashanti	Offinso	Afram Headwaters 106		128.00	13.0	0.0	13.0	115.0	N/A	8th March, 2013
195	Kasboo Company Limited	Ashanti	Offinso	Afram Headwaters 68		106.60	81.6	0.0	81.6	25.0	Teak	26th November, 2018
196	JOAYKO Enterprise	Ashanti	Offinso	Afram Headwaters 95, 120		205.61	0	132.5	132.5	73.1	Teak	4th November, 2012
197	JOSANWI Enterprise Limited	Ashanti	Offinso	Afram Headwaters 109	92	118.053	0.0	118.053	118.053	0.0	Teak	13th August, 2001
198	Kwadkuff Company Limited	Ashanti	Offinso	Afram Headwaters 102	88	111.91	0.0	85.0	85.0	22.0	Teak	14th January, 2015
199	Logwood Industries Limited	Ashanti	Offinso	Afram Headwaters 34	12, 13, 14, 17, 18, 19, 20, 21, 22, 23, 29, 30, 31, 112, 113, 114, 116, 117, 118, 41, 43, 45, 47, 80, 81, 82, 83, 84, 85, 86, 96, 97, 98, 99, 100, 104, 105	100.0	0.0	50.0	50.0	50.0	Teak, Cedrela	2003
200	Mere Plantations Limited	Ashanti	Offinso	Afram Headwaters		4,078.50	31.0	1570.4	1601.4	2,477.1	Teak	5th February, 2010
201	Issayabis Company Limited	Ashanti	Offinso	Afram Headwaters 122		155.32	0.0	34.0	34.0	121.3	Teak	7th September, 2017
202	Ben Dwamo & Company Limited	Ashanti	Offinso	Afransu Brohuma 24, 25		256.00	0.0	83.5	83.5	172.5	Teak	January, 2002
203	Djaby Leasing Company Limited	Ashanti	Offinso	Afransu Brohuma 9, 10		279.720	40.0	135.0	175.0	104.7	Teak	7th Jan, 2004 March, 2010
204	Dwen Sie Limited	Ashanti	Offinso	Afransu Brohuma 46		131.20	0.0	40.0	40.0	91.2	Teak, Ceiba, Mahogany, Albilia, Afram, Emire, Watapu, Kokrodua, Potrodom	19th March, 2008
205	FORM Ghana Limited	Ashanti	Offinso	Afransu Brohuma 8, 12, 19, 20, 21, 22, 27, 28, 29, 32, 33, 34, 35		1,778.13	0.0	1,778.1	1,778.1	0.0	Teak	1st September, 2012?
206	Michael Larbi	Ashanti	Offinso	Afransu Brohuma 47		124.43	0.0	100.0	100.0	24.4	Teak	16th March, 2010

APPENDIX I
PRIVATE PLANTATION DEVELOPERS ON RESERVE-WORK DONE FOR 2022

NO.	COMPANY NAME	REGION	DISTRICT	FOREST RESERVE	COMPARTMENT/SERIES	AREA ALLOCATED (Ha)	AREA PLANTED -2022 (Ha)	PREVIOUS AREA PLANTED (Ha)	AREA PLANTED TO DATE (Ha)	AREA REMAINING TO BE PLANTED (Ha)	SPECIES PLANTED	DATE OF APPROVAL/ALLOCATION
207	Next Door Farms	Ashanti	Offinso	Afrensu Brohuma	49 50B	126.14 70.00	5.04 0.0	116.0 0.0	121.0 0.0	5.1 70.0	Teak Teak	24th February, 2012 2013
208	SUNSTEX	Ashanti	Offinso	Afrensu Brohuma	11, 14, 15, 17, 41, 42A, 42B, 43, 44, 45A, 45B, 50A, 51A, 53, 55, 56	1,644.8	0.0	237.0	237.0	1407.8	Teak	-
209	Unity Afforestation and Tree Nursery Project	Ashanti	Offinso	Afrensu Brohuma	30, 31	248.70	0.0	248.7	248.7	0.0	Teak	5th March, 2005
210	Ahmed Suleman Farms & Company Limited	Ashanti	Offinso	Asubima	15, 16, 17, 18, 19, 24, 25, 26	1,128.27	0.0	1058.0	1058.0	70.3	Teak, Cassia	-
211	Colonel R. K Opoku Adusei	Ashanti	Offinso	Asubima	56	100.0	0.0	100.0	100.0	0.0	Teak	20th February, 2006
212	Fine Boy 'Pomako' Company Limited	Ashanti	Offinso	Asubima	14	141.1	0.0	141.1	141.1	0.0	Teak, Kyenkyen	27th February, 2015
213	Form Ghana Limited	Ashanti	Offinso	Asubima	1,2,3,4,5,6,7,8,9,10, 11,12,13,27,28	1776.498	0.0	1776.5	1776.5	0.0	Teak, Ceiba, Mahogany, Albizia, Ofram, Enrie, Kola, Kokrodia, Potradom	30th Oct. 2007
214	Osaa Dinpa Enterprise	Ashanti	Offinso	Asubima	54	128.0						23rd February, 2022
215	Suleman Twi Farms	Ashanti	Offinso	Asubima	61, 62	270.16	0.0	0.0	0.0	270.2	N/A	-
216	Aawes Ventures (formerly, Aawes Foundation)	Ashanti	Offinso	Asufu East	7	126.75	0.0	122.0	122.0	4.8	Teak, Ofram	27 th January, 2014
217	Kwaku Poku Timbers Limited	Ashanti	Offinso	Asufu East	4,5	255.27	20.0	205.0	225.0	30.3	Teak, Cedrela	7th January, 2004
218	Nkunim Ventures	Ashanti	Offinso	Asufu East	6	135.0	0.0	135.0	135.0	0.0	Teak, Ofram, Wawa	-
219	Offin Timbers & Construction Company Limited (O.T.C.C)	Ashanti	Offinso	Asufu West Shelterbelt	18 19	128 128	20 10	73.0 68.3	93.0 78.3	35.0 49.7	Teak, Cedrela	4th September, 2004 4th September, 2003
220	Felivero Farms (Sarberg Limited)	Ashanti	Offinso	Asufu West	16 17	128.0 128.0	10.0 10.0	85.0 0.0	95.0 10.0	33.0 118.0	Teak, Cedrela	10th September, 2004 13th January, 2004
221	Adwoa Ahwoi Group	Ashanti	Offinso	Kwamisa	23	107.69	0.0	74.5	74.5	33.2	Teak	12th April, 2016
222	Adu - Gyamfi Farms	Ashanti	Offinso	Kwamisa	55	141.45	0.0	128.0	128.0	13.5	Teak	24 December, 2001
223	Aldoo Ntim Farms	Ashanti	Offinso	Kwamisa	54	154.04	29.5	87.0	116.5	37.5	Teak	24 December, 2001
224	ASA-BEA Enterprise	Ashanti	Offinso	Kwamisa	24 13	125.445 128	10.0 0.0	22.0 0.0	32.0 0.0	93.4 128.0	Teak N/A	1st April, 2008
225	Asante Wiredu & Associates	Ashanti	Offinso	Kwamisa	2	150.172	0.0	150.2	150.2	0.0	Teak	8th January, 2004
226	Asantewaa Enterprise Limited	Ashanti	Offinso	Kwamisa	52 34	257.76	0.0	249.5	249.5	8.3	Teak	31st December, 2002 8th January, 2004
227	Asotia Boakye Company Limited	Ashanti	Offinso	Kwamisa	39	129.4	0.0	129.4	129.4	0.0	Teak	10th January, 2005
228	Assakyiri Timbers and Wood Products	Ashanti	Offinso	Kwamisa	56 (portion)	30.0	0.0	30.0	30.0	0.0	Teak	26th March, 2003
229	William K. Asumadu & Margaret A. Kwabla	Ashanti	Offinso	Kwamisa	30	112.15	5.0	93.0	98.0	14.2	Teak	-
230	B. Y Ofori Frimpong	Ashanti	Offinso	Kwamisa	20	137.58	20	69.8	89.8	47.8	Teak	24th February, 2009
231	Boadu Ayebofo Plantations	Ashanti	Offinso	Kwamisa	46	136.21	0.0	128.0	128.0	8.2	Teak	20th December, 2002

APPENDIX I
PRIVATE PLANTATION DEVELOPERS ON RESERVE WORK DONE FOR 2022

NO.	COMPANY NAME	REGION	DISTRICT	FOREST RESERVE	COMPARTMENT/SERIES	AREA ALLOCATED (ha)	AREA PLANTED -2022 (ha)	PREVIOUS AREA PLANTED (ha)	AREA PLANTED TO DATE (ha)	AREA REMAINING TO BE PLANTED (ha)	SPECIES PLANTED	DATE OF APPROVAL/ALLOCATION
232	Bonfrim Business Services	Ashanti	Offinso	Kwamisa	51	133.16	0.0	133.2	133.2	0.0	Teak, Cedrela	20th December, 2002
233	Charles Amankwah	Ashanti	Offinso	Kwamisa	44	129.138	0.0	129.1	129.1	0.0	Teak	7th November, 2007
234	Classic Farms Company Limited	Ashanti	Offinso	Kwamisa	48	120.20	0.0	118.0	118.0	2.2	Teak	16th May, 2005
235	CWC Ventures Limited	Ashanti	Offinso	Kwamisa	49	114.931	0.0	114.9	114.9	0.0	Teak	1st September, 2005
236	D&G Consults	Ashanti	Offinso	Kwamisa	40	168.027	0.0	168.0	168.0	0.0	Teak	25th October, 2007
237	(Dr. Ofori) Zopher Consult	Ashanti	Offinso	Kwamisa	43	130.2	0.0	125.0	125.0	5.2	Teak	
238	Green Moss Limited (Eghan & Eghan Investments Limited)	Ashanti	Offinso	Kwamisa	57	149.53	0.0	149.5	149.5	0.0	Teak	21st December, 2011 10th January, 2005
239	EL-SARP Unique Company Limited	Ashanti	Offinso	Kwamisa	47	100.0	0.0	100.0	100.0	0.0	Teak	20th December, 2002
240	Europe Auto and Europe Farms Limited	Ashanti	Offinso	Kwamisa	36, 37	260.435	0.0	260.4	260.4	0.0	Teak, Emire, Ofram, Tweapia	8th January, 2004
241	Fanfraine Ventures	Ashanti	Offinso	Kwamisa	56 (portion)	98.0	3.0	55.0	58.0	40.0	Teak	26th April, 2016
242	Fine Boy 'Pomako' Company Limited	Ashanti	Offinso	Kwamisa	15	128.0						8th April, 2022
243	Faustina Kusi Timber Company Limited	Ashanti	Offinso	Kwamisa	42	128.0	10.0	16.0	26.0	102.0	Teak	20th January 2004
244	Florart Ventures Limited	Ashanti	Offinso	Kwamisa	18	178.23	10.0	115.5	125.5	52.7	Teak	10th January, 2005
245	Gorbros Ventures	Ashanti	Offinso	Kwamisa	50	162.17	7.0	100.0	107.0	55.2	Teak, Cedrela	24th December, 2002
246	Hon. Andrews Adjei Yeboah	Ashanti	Offinso	Kwamisa	32	86.52	0.0	82.0	82.0	4.5	Teak, Cedrela?	Aug-08
247	Isaac Opoku Boateng	Ashanti	Offinso	Kwamisa	3	120.0	5.0	101.5	106.5	13.5	Teak	6th January, 2004
248	JOB CONSTRUCT Ghana Limited	Ashanti	Offinso	Kwamisa	22	96.99	0.0	97.0	97.0	0.0	Teak	20th February, 2006
249	K.A. Poku Farms Limited	Ashanti	Offinso	Kwamisa	33, 61	208.79	0.0	208.8	208.8	0.0	Teak	8th January, 2004, December, 2002
250	Ken Boat	Ashanti	Offinso	Kwamisa	59	128.0	5.0	100.0	105.0	23.0	Teak	
251	Kingsley Agyei Agyekum	Ashanti	Offinso	Kwamisa	23 (portion)	12.6	0.0	12.6	12.6	0.0	Teak	25th October, 2007
252	Kwadkuff Company Limited	Ashanti	Offinso	Kwamisa	19	119.25	5.0	100.0	105.0	14.3	Teak	2005
253	Orans Life Limited	Ashanti	Offinso	Kwamisa	35,41	175.61	5.0	160.0	165.0	10.6	Teak	6th January, 2004
254	Osei Agyemang Baadu	Ashanti	Offinso	Kwamisa	58	163.37	0.0	163.4	163.4	0.0	Teak, Ofram	8th January, 2008
255	OTK Farms	Ashanti	Offinso	Kwamisa	26	89.11	0.0	89.1	89.1	0.0	Teak	2/1/2007

APPENDIX I
PRIVATE PLANTATION DEVELOPERS ON RESERVE WORK DONE FOR 2022

NO.	COMPANY NAME	REGION	DISTRICT	FOREST RESERVE	COMPARTMENT/SERIES	AREA ALLOCATED (H-a)	AREA PLANTED -2022 (H-a)	PREVIOUS AREA PLANTED (H-a)	AREA PLANTED TO DATE (H-a)	AREA REMAINING TO BE PLANTED (H-a)	SPECIES PLANTED	DATE OF APPROVAL/ALLOCATION
256	Paul Kwasi (P.K) Forson	Ashanti	Offinso	Kwamisa	38	129.548	0.0	129.5	129.5	0.0	Teak, Cedrela plus one indigenous	7th January, 2004
					17	128.0	0.0	0.0	0.0	128.0		13th September, 2022
257	Nach Company Limited	Ashanti	Offinso	Kwamisa	16	128.0	0.0	0.0	0.0	128.0		13th September, 2022
258	SENS PROGRAM (Kwame Duodu Bonsu)	Ashanti	Offinso	Kwamisa	25	83.8	4.0	70.0	74.0	9.8	Teak	23rd January, 2006
259	Soak Farms & Trading Enterprise	Ashanti	Offinso	Kwamisa	53, 60	253.21	0.0	253.2	253.2	0.0	Teak	31st December, 2002
260	Vicalex Crafts Limited	Ashanti	Offinso	Kwamisa	45	128.0	10.0	47.2	57.2	70.8	Teak	10th April, 2003
261	Obaatanpa Nyame NTI Enterprise	Ashanti	Offinso	Kwamisa	27	94.33	58.7	6.3	65.0	29.3	Teak	
262	ANTICO WOOD Processing Limited	Ashanti	Offinso	Mankrang	30	121.045	0.0	70.0	70.0	51.0	Teak	11th December, 2002
					29	136.471	0.0	0.0	0.0	136.5	N/A	17th February, 2004
263	BODUKWAN Farms	Ashanti	Offinso	Mankrang	8; 11; 14A; 21; 22; 55; 60; portions (9; 19; 20; 26; 27; 28; 34)	1,531.3	0.0	0.0	0.0	1531.3	N/A	17th January, 2013
264	Camba Timbers	Ashanti	Offinso	Mankrang	15	130.0	0.0	30.0	30.0	100.0	Teak, Cedrela	-
265	Global Bamboo Products Limited	Ashanti	Offinso	Mankrang	39	126.79	0.0	30.0	30.0	96.8	Bamboo, Teak	8th Jan. 2003
266	JOSANWI Enterprise Limited	Ashanti	Offinso	Mankrang	1	103.36						24th January, 2022
267	K.A.G Timbers Limited	Ashanti	Offinso	Mankrang	4	139.72	0.0	123.0	123.0	16.7	Teak, Cedrela	20th January, 2003
268	Nation Builders' Limited	Ashanti	Offinso	Mankrang	24	116.4	0.0	116.4	116.4	0.0	Teak	8th January, 2003
269	Roy C Company Limited	Ashanti	Offinso	Mankrang	3.6	384.0	0.0	75.0	75.0	309.0	Teak	31st December, 2002
270	Unity Afforestation and Tree Nursery Project	Ashanti	Offinso	Mankrang	Portions of 1, 15, 57 & 58	214.62	0.0	214.6	214.6	0.0	Wakaapuo, Kyeinkyen, Gmelina, 0.0 Albizia, Mahogany, Wawa, Ofram, Teak, Cedrela	8th January, 2004
271	Franco Timbers	Ashanti	Offinso	Mankrang	portions of 18 and 50	9.48	0.0	9.5	9.5	0.0	Teak	2004 (year of plantation establishment)
272	Ebenezer Amaikwei Laryea	Ashanti	Offinso	Opro River	95	141.43	75.00	20.2	95.2	46.2	N/A	8th July, 2013
273	Evans Timbers Limited	Ashanti	Offinso	Opro River	19, 22, 73	360.0	100.0	110.0	210.0	150.0	Teak	2002
					74	128.0	0.0	128.0	128.0	0.0		2005
274	Grow Forest Limited	Ashanti	Offinso	Opro River	97	116.72	30.0	0.0	30.0	86.7	N/A	20th February, 2013
275	Iron Masters Company Limited	Ashanti	Offinso	Opro River	92	129.82	46.0	63.0	109.0	20.82	Teak	5th February, 2013
276	JOB CONSTRUCT Ghana Limited	Ashanti	Offinso	Opro River	91	117.56	0.0	84.0	84.0	33.6	Teak	5th February, 2013
277	Joe Sala Sawmill Limited	Ashanti	Offinso	Opro River	93,94	244.77	0.0	244.8	244.8	0.0	Teak, Ofram, Mahogany, Cedrela	31st December, 2002
278	J.Y.V Company Limited	Ashanti	Offinso	Opro River	96	121.96	30.0	0.0	30.0	92.0	N/A	8th February, 2013
279	Kwame-Bi Kuffour Timber Company Limited	Ashanti	Offinso	Opro River	98	150.9	10.4	81.0	91.4	59.5	Teak	11th August, 2003
Sub-total Ashanti Region						61,259.9	1,679.43	26,620.5	28,299.92	32,960.02		

APPENDIX I

PRIVATE PLANTATION DEVELOPERS ON RESERVE-WORK DONE FOR 2022

NO.	COMPANY NAME	REGION	DISTRICT	FOREST RESERVE	COMPARTMENT/SERIES	AREA ALLOCATED (Ha)	AREA PLANTED -2022 (ha)	PREVIOUS AREA PLANTED (ha)	AREA PLANTED TO DATE (ha)	AREA REMAINING TO BE PLANTED (ha)	SPECIES PLANTED	DATE OF APPROVAL/ALLOCATION
280	Greenfields Plantations Limited/Ayum	Ahafo	Bechem	Bosomkese	16-20, 49A & 49B	806.0	0.0	422.0	422.0	384.0	Cedrela, Ceiba, Mansonia, Ofram, Utile, Mahogany, Wawa, Otie, Odum, Kusia, Kokrodua	
281			Goaso	Bia Shelterbelt	9, 14	260.0	0.0	217.0	217.0	43.0	Wawa, Mahogany, Ofram, Pronoo, Kokrodua, Odum, Otie, Asanferia, Onyina etc	24th October, 2008
Sub-total Ahafo Region						1,066.0	0.0	639.0	639.0	427.0		
282	Bempasteete Company Limited	Bono	Dormaa	Mpameso	227	123.9	0.0	0.0	0.0	123.9	N/A	27th April, 2021
283	Greenfields Plantations Limited/Ayum	Bono	Dormaa	Mpameso	3, 4, 5, 6, 7, 9, 10, 11, 12, 13, 14, 15, 25, 26, 27, 180, 181, 182, 183, 184, 214, 215, 223, 224, 225, 226, 227, 228, 229, 229A, 240, 241, 242, 243, 244, 245, 246, 247, 248	4,992.0	0.0	1010.5	1010.5	3981.6	Cedrela, Ofram, Mahogany, Edinam, Wawa, Emire, Kwenkyen, Utile, Mansonia, Otie, Kokrodua, Onyina, Senna stamea	
284	Adadex Farms	Bono	Dormaa	Pamu Bereikum	24, 28	256.0	0.0	0.0	0.0	256.0	N/A	23rd May, 2014
285	Adams Plantation Limited (formerly Adams Farms)	Bono	Dormaa	Pamu Bereikum	69	142.9	0.0	80.0	80.0	62.9	Teak	25th January, 2005
286	Agyarkwa Anyane & Charity Timbers	Bono	Dormaa	Pamu Bereikum	Portion of 96	10.0	0.0	10.0	10.0	0.0	Teak	10th May, 2005
287	AKABELS Enterprise	Bono	Dormaa	Pamu Bereikum	Portion of 134	100.0	4.5	8.5	13.0	87.0	Teak	24th December, 2002
288	Akua Afrhyie	Bono	Dormaa	Pamu Bereikum	portions of 64,65,66,67	40.0	0.0	40.0	40.0	0.0	Teak	2002
289	Alexander Takyi Timbers Sawmills (ATTS)	Bono	Dormaa	Pamu Bereikum	50, 55, 56, 62,63	640.0	0.0	285.0	285.0	355.0	Teak, Cedrela	29th January, 2001
290	Asoma & Family Plantation	Bono	Dormaa	Pamu Bereikum	71	8.00	0.0	8.0	8.0	0.0	Teak	18th March, 2005
291	Asuwom Complex	Bono	Dormaa	Pamu Bereikum	Portion of 86	10.0	0.0	10.0	10.0	0.0	Teak	25th January, 2001
292	ATBED Enterprise	Bono	Dormaa	Pamu Bereikum	91	17.8	0.0	9.8	9.8	8.0	Teak	7th May, 2004
293	Baah (Abena Kwabena Company Limited)	Bono	Dormaa	Pamu Bereikum	40,41,46	384.0	0.0	60.0	60.0	324.0	Teak, Cedrela	2004
294	Baffour Asamoah & Sons	Bono	Dormaa	Pamu Bereikum	130	130.0	59.3	30.0	89.3	40.8	Teak	8th January, 2004
295	Environmentally Concerned Citizens Association of Ghana	Bono	Dormaa	Pamu Bereikum	21	57.87	0.0	27.0	27.0	30.9	Teak	26th March, 2001
296	Delta-Kaay Ltd & REMOCGE (Resource and Mobilisation Centre for Global Emergencies)	Bono	Dormaa	Pamu Bereikum	131, 132	256.0	5.25	173.0	178.3	77.8	Teak, Paulownia Spp	9th April, 2001
297	Dormaa Forestry International (Global Green)	Bono	Dormaa	Pamu Bereikum	5, 6, 7, 8, 9, 11, 13, 14	1,018.19	0.0	240.0	240.0	778.2	Teak	28th February, 2001

NO.	COMPANY NAME	REGION	DISTRICT	FOREST RESERVE	COMPARTMENT/SERIES	AREA ALLOCATED (Ha)	AREA PLANTED -2022 (Ha)	PREVIOUS AREA PLANTED (Ha)	AREA PLANTED TO DATE (Ha)	AREA REMAINING TO BE PLANTED (Ha)	SPECIES PLANTED	DATE OF APPROVAL/ALLOCATION
298	Fair Teak Ghana Limited	Bono	Dormaa	Pamu Bereku	portions of 3, 5, 10, 11	187.82	0.0	187.82	187.82	0.0	Teak	
299	Hon. Yaw Afful	Bono	Dormaa	Pamu Bereku	123	128.0	0	42.0	42.0	86.0	Teak	17th March, 2010
300	JOWAK Enterprise Limited	Bono	Dormaa	Pamu Bereku	113, 128	263.0	0.0	165.0	165.0	98.0	Teak	29th January, 2001
301	Kyina Plantations	Bono	Dormaa	Pamu Bereku	136	200.0	0.0	60.0	60.0	140.0	Teak	22nd March, 2007
302	Mireku Complex Limited	Bono	Dormaa	Pamu Bereku	111	105.0	0.0	5.0	5.0	100.0	Teak	1st November, 2012
303	Taptop Company Limited	Bono	Dormaa	Pamu Bereku	126 & 127	256.0	0.0	0.0	0.0	256.0	N/A	2017
304	Weddi Africa (formerly Morricon Company Limited)	Bono	Dormaa	Pamu Bereku	135	259.70	50.0	100.2	150.2	109.5	Teak, Ofram	7th January, 2004
305	Weddi Africa Limited	Bono	Dormaa	Pamu Bereku	110	128.00	50.0	0.0	50.0	78.0	Teak	4th March, 2020
					125	122.00	50.0	65.0	115.0	7.0		
306	Nana Kordie Yeboah II (Dormaa Aduanahene)	Bono	Dormaa	Pamu Bereku	37	100.0	0.0	0.0	0.0	100.0	N/A	2012
307	Oboade Farms	Bono	Dormaa	Pamu Bereku	38	128.0	0.0	0.0	0.0	128.0	N/A	14th October, 2013
308	Oheneba K.D. Foundation	Bono	Dormaa	Pamu Bereku	43	50.0	0.0	26.0	26.0	24.0	Teak, Otie	8th January, 2004
309	Omanba Solutions Limited	Bono	Dormaa	Pamu Bereku	125 (portion)	6.0	0.0	6.0	6.0	0.0	Teak	16th April, 2013
310	Original Asaase Aban Complex Limited	Bono	Dormaa	Pamu Bereku	82, 83	100	0.0	18.0	18.0	82.0	Teak	9th January, 2003
311	Osagyefo Oseadeyo Agyeman Badu II (Dormaaahene)	Bono	Dormaa	Pamu Bereku	33, 34	186.95	0.0	45.0	45.0	142.0	Teak	10th February, 2012
312	Partners Sustainability Limited	Bono	Dormaa	Pamu Bereku	118	10	0.0	10.0	10.0	0.0	Teak	7th January, 2007
313	Peggy Addai	Bono	Dormaa	Pamu Bereku	44, 45	256	0.0	150.0	150.0	106.0	Teak	29th January, 2002
314	Peter Ansu Kumth Farms	Bono	Dormaa	Pamu Bereku	86	100.73	0.0	32.0	32.0	68.7	Teak	10th March, 2005
315	Rosakus Company Limited	Bono	Dormaa	Pamu Bereku	70	128.0	0.0	75.0	75.0	53.0	Teak	1st February, 2002
316	Rural Forest Enterprise	Bono	Dormaa	Pamu Bereku	23, 24	250.0	0.0	10.0	10.0	240.0	Teak	29th January, 2002
317	Sacred Heart Farms	Bono	Dormaa	Pamu Bereku	76	120.0	0.0	24.0	24.0	96.0	Teak	10th March, 2005
318	Samartex Timber and PlyWood Company Limited	Bono	Dormaa	Pamu Bereku	47, 48, 49, 51, 52, 53, 54, 58, 59, 65	1,463.0	0.0	0.0	0.0	1,463.0	N/A	27th August, 2014
319	Strassweg Company Limited	Bono	Dormaa	Pamu Bereku	138	232.09	0	61.402	61.4	170.7	Teak, Mahogany, Wawa, Cedrela, Ofram	21st December, 2015
320	Tuah Sawmills & Farms	Bono	Dormaa	Pamu Bereku	25,26,27	309.94	0.0	110.0	110.0	199.9	Teak, Cedrela	13th January, 2003

APPENDIX I

PRIVATE PLANTATION DEVELOPERS ON RESERVE WORK DONE FOR 2022

NO.	COMPANY NAME	REGION	DISTRICT	FOREST RESERVE	COMPARTMENT/SERIES	AREA ALLOCATED (Ha)	AREA PLANTED -2022 (Ha)	PREVIOUS AREA PLANTED (Ha)	AREA PLANTED TO DATE (Ha)	AREA REMAINING TO BE PLANTED (Ha)	SPECIES PLANTED	DATE OF APPROVAL/ALLOCATION
321	Greenfields Plantations Limited/Ayum Scanstyle	Bono	Sunyani	Amama	6B, 7, 8, 9, 10, 11, 12, 13, 14, 15, 16, 17, 18, 19, 20, 21, 22, 23, 24	3255.00	0.0	3062.0	3062.0	193.0	Cedrela, Ofram, Ceiba, Mahogany, Edinam, Wawa, Emire, Kyenkyen, Koto, Utile, Mansonia, Otie, Makore, Asamfina, Akasa, Odum, Kokrodua, Eucalyptus, Pine, Cassia, Mangium, Kusia	-
322	Greenfields Plantations Limited/Scanstyle	Bono	Sunyani	Asukese	33, 34, 43	450.00	0.0	0.0	0.0	450.0	N/A	-
323	James Owusu Ansah	Bono	Sunyani	Sawsaw	3	119.24	0.0	0.0	0.0	119.2	N/A	-
324	Musco Asante Limited	Bono	Sunyani	Sawsaw	8,9,10	345.35	0.0	369.3	369.3	-23.9	Teak	3rd March, 2006
325	F.Zeini Enterprise (Fred Zeini)	Bono	Sunyani	Sawsaw	7	128.0						8th November, 2005
326	Atta Kruffi Enterprise	Bono	Sunyani	Tain I	18,24,25	300.0	0.0	206.0	206.0	94.0	Teak	11th April, 2001
327	Franco Timbers	Bono	Sunyani	Tain I	11, 12, 13, 14	561.0	0.0	561.0	561.0	0.0	Teak	25th January, 2001
328	Oti Yeboah Complex Limited (OYCL)	Bono	Sunyani	Tain I	15, 20, 21, 22, 26, 27	533.0	0.0	480.6	480.6	52.4	Teak	14th June, 2001
329	Abronye Investment Company	Bono	Sunyani	Tain II	293, 304, 305, 306, 316, 340, 341, 346, 397		0.0	515.4	515.4	-515.4	Teak	
330	Envirohealth Consult Limited	Bono	Sunyani	Tain II	178	128.0	0.0	0.0	0.0	128.0	N/A	
331	Anpriff-Galaxy Industries Limited	Bono	Sunyani	Tain II	276, 277, 278	384.0	0.0	0.0	0.0	384.0	N/A	22nd April, 2016
332	Asuo Bomoasdu Timbers & Sawmills Limited (ABTS)	Bono	Sunyani	Tain II	12,14,15,16,17, 18,25,26,27, & Portion of 13 (Priso) &163, 164, 165, 175, 176, 177, 194, 195 & 196 (Namasua)	1,991.56	0.0	293.9	293.9	1697.7	Teak, Ofram, Mahogany, Cedrela, Ceiba, Emire	21st September, 2005
333	ATBED Enterprises	Bono	Sunyani	Tain II	200, 223	250.0	0.0	0.0	0.0	250.0	N/A	
334	Kwabena Kyeremeh Sawmill Limited	Bono	Sunyani	Tain II	324 & 325	256.0	0.0	256.0	256.0	0.0	Teak	2nd April, 2003
335	Kwasi Adjei & Son Investment	Bono	Sunyani	Tain II	313, 321, 337	384.0	0.0	10.4	10.4	373.6	Teak	
336	Kofi Vinyo and Company Limited	Bono	Sunyani	Tain II	326	128.0	0.0	0.0	0.0	128.0	N/A	8th August, 2016
337	Logs and Lumber Limited (LL)	Bono	Sunyani	Tain II	207, 208, 209, 210, 211, 215, 216, 217	1211.61	0.0	434.0	434.0	777.6	Teak, Mahogany, Cedrela	2006
338	Pacewood Company Limited	Bono	Sunyani	Tain II	290, 291, 292, 311	488.23	0.0	235.6	235.6	252.6	Teak	28th March, 2003
339	Royal Group Company Limited	Bono	Sunyani	Tain II	329, 330, 331, 332	400.00	0.0	39.0	39.0	361.0	Teak	13th March, 2001
340	Sidakon Woods Limited	Bono	Sunyani	Tain II	201,202,203	356.0	0.0	350.0	350.0	6.0	Teak	2011

NO.	COMPANY NAME	REGION	DISTRICT	FOREST RESERVE	COMPARTMENT/SERIES	AREA ALLOCATED (Ha)	AREA PLANTED -2022 (Ha)	PREVIOUS AREA PLANTED (Ha)	AREA PLANTED TO DATE (Ha)	AREA REMAINING TO BE PLANTED (Ha)	SPECIES PLANTED	DATE OF APPROVAL/ALLOCATION
341	Firm-Owusu Limited	Bono	Sunyani	Tain II	239	150.0	8.0	34.0	42.0	108.0	Teak	7th January, 2010
Sub-total Bono Region						25,095.80	227.0	10,031.24	10,258.24	14,837.56		
342	Atlantic Distribution	Eastern	Akim-Oda	Esen Epam	4,11	271.82	0.0	191.1	191.1	80.7	Cedrela, Emire, Ofram, Mahogany	15th August, 2005
343	Nissi Kay Enterprise	Eastern	Akim-Oda	Esen Epam	27,34	83.49	0.0	0.0	0.0	83.5	N/A	29th July, 2019
344	JL Properties Limited	Eastern	Akim-Oda	Esuboni	1,2,3	384	0.0	0.0	0.0	384.0	N/A	25th May, 2022
345	Atlantic Own Company Limited	Eastern	Akim-Oda	Oboyow	4	128	0.0	0.0	0.0	128.0	N/A	17th August, 2021
346	New Leaf Investment Limited	Eastern	Akim-Oda	Oboyow	1, 2	256	0.0	0.0	0.0	256.0	N/A	24th November, 2021
347	Pure Blooms Nursery and Plantations Limited (Pure Bloomsgh)	Eastern	Akim-Oda	Oboyow	3	181.57	0.0	0.0	0.0	181.6	N/A	31st May, 2021
348	Kingsworth Farms	Eastern	Begoro	Dede	10, 11	283.08	0.0	146.0	146.0	137.1	Neem	18th February, 2021
349	Mike Asiam (ACMA Group)	Eastern	Begoro	Southern Scarp	87-90, 93-95 (Ahinkwa)	179.51	0.0	100.0	100.0	79.5	Teak, Cedrela	29th January, 2001
350	Paul Dira-Awitor (All Youth Farmers Association (NGO))	Eastern	Begoro	Southern Scarp	BP190, 191 & 192	50.25	0.0	5.0	5.0	45.3	Cedrela, Ofram, Emire, Teak	6th January, 2004
351	Apstar Enterprise	Eastern	Begoro	Southern Scarp	51, 53, 54, 56	323.42	0.0	144.0	144.0	179.4	Teak, Cedrela, Odum, Ceiba, Wawa, Kotreamfo, Ofram, Emire, Mahogany, Bako, Dahoma	9th January, 2004
352	Evergreen Club of Ghana	Eastern	Begoro	Southern Scarp	1	50.0	0.0	50.0	50.0	0.0	Teak, Cedrela, Ofram, Emire, Cassia	-
353	Forest Research Institute of Ghana (FORIG)	Eastern	Begoro	Southern Scarp	Ahinkwa Series (Close to Farm 14)	50.0	0.0	50.0	50.0	0.0	Cedrela; Kyenkyen; Wonton; Kokrodua; Kusia; Ofram, Emire	2000
354	Forest Research Institute of Ghana (FORIG)	Eastern	Begoro	Southern Scarp	Apaas Series (2005-2006)	50.0	0.0	45.0	45.0	5.0	Cedrela; Kyenkyen; Wonton; Kokrodua; Kusia; Ofram, Emire	2000
355	Health and Environmental Monitor	Eastern	Begoro	Southern Scarp	Pimpimso Taungya Series	50.0	0.0	40.0	40.0	10.0	Teak, Cedrela	1st March, 2003
356	Kajoa Farms	Eastern	Begoro	Southern Scarp	16	100.0	0.0	44.0	44.0	56.0	Teak	-
357	Kasapreko Co. Ltd	Eastern	Begoro	Southern Scarp	FRBP 234-248	10.00	0.0	10.0	10.0	0.0	Mahogany, Cedrela	26th February, 2003
358	Oda Sawmills/Plywood Veneer Co. Ltd	Eastern	Begoro	Worobong South	64, 65	124.0	0.0	92.0	92.0	32.0	Teak	1st January, 2001
359	OTK Farms	Eastern	Begoro	Worobong South	47, 48, 52 (portions)	13.07	0.0	13.1	13.1	0.0	Teak	25th January, 2006

APPENDIX I
PRIVATE PLANTATION DEVELOPERS ON RESERVE WORK DONE FOR 2022

NO.	COMPANY NAME	REGION	DISTRICT	FOREST RESERVE	COMPARTMENT/SERIES	AREA ALLOCATED (Ha)	AREA PLANTED -2022 (Ha)	PREVIOUS AREA PLANTED (Ha)	AREA PLANTED TO DATE (Ha)	AREA REMAINING TO BE PLANTED (Ha)	SPECIES PLANTED	DATE OF APPROVAL/ALLOCATION
360	Hon. Frederick Opare-Ansah	Eastern	Begoro	Worobong North	Bounded by FRBP 42-43	80	0.0	0.0	0.0	80.0	N/A	
361	Trust Link	Eastern	Mpraeso	Southern Scarp	Cpt 114 (Nkawanda No. 1)	100	0.0	20.0	20.0	80.0	Teak, Cedrela	25th January, 2006
362	BCS Limited	Eastern	Mpraeso	Northern Scarp	FRBP 42 and 44	50	0.0	0.0	0.0	50.0	N/A	21st April, 2006
363	Ahanns Ghana Limited	Eastern	Mpraeso	Southern Scarp	Pillars 267 and 150	20.0	0.0	10.0	10.0	10.0	Teak, Cedrela	6th July, 2005
364	Ebenezer B.C Enterprise	Eastern	Mpraeso	Southern Scarp	Pillars 267 and 150	20.0	0.0	10.0	10.0	10.0	Teak, Cedrela	6th July, 2005
365	CFSL Farms	Eastern	Mpraeso	Worobong South	Dwerebease	10.0	0.0	7.0	7.0	3.0	Teak	25th January, 2006
366	Collinsara & Sons	Eastern	Mpraeso	Southern Scarp	Dwerebease	20	0.0	10.0	10.0	10.0	N/A	27th February, 2008
367	Feneboat Enterprise	Eastern	Mpraeso	Southern Scarp	Kayera	50	0.0	50.0	50.0	0.0	Teak, Cedrela	2003
368	Jet Sawmills Limited	Eastern	Mpraeso	Southern Scarp	Dwerebease	66.3	0.0	41.0	41.0	25.3	Teak, Cedrela, Offram	
369	Maxwell Kofi Amoakohene/Amelia Croffie Plantation	Eastern	Mpraeso	Southern Scarp	82	70.0	0.0	29.4	29.4	40.6	Teak	25th January, 2006
370	Mosho Enterprise Limited	Eastern	Mpraeso	Southern Scarp	Pillars 267 and 150, Ntomeo	50.0	0.0	10.0	10.0	40.0	Teak, Cedrela	11th July, 2005
371	Mr. Yaw Baafi	Eastern	Mpraeso	Southern Scarp	FRBP 245 and 247	20.0	0.0	0.0	0.0	20.0	N/A	2006
372	Sir Hokoe Ghana Limited	Eastern	Mpraeso	Southern Scarp	Bepoa/Obuam	50.0	0.0	25.0	25.0	25.0	Teak, Cedrela	6th January, 2003
373	Groman Company Limited	Eastern	Somanya	Volta River Block II	Between FRBP 36 and 37 near Agatom Community	120.52	0.0	10.8	10.8	109.7	Teak	16th July, 2009
374	Lordann Ventures	Eastern	Somanya	Volta River Block I	Ayemasu	100.0	0.0	18.5	18.5	81.5	Teak	14th March, 2007
375	Odometa Agricultural Estates Limited	Eastern	Somanya	Volta Block I	Aboaborn/Bana	100	0.0	100.0	100.0	0.0	Teak	26th May, 2008
376	Nilecade Ventures 2010	Eastern	Somanya	Volta Block I	Aboam	100	0.0	0.0	0.0	100.0	N/A	17th March, 2010
Sub-total Eastern Region						3,615.03	0.0	1,271.87	1,271.87	2,343.16		
377	Thrive Enterprise	Greater Accra	Tema/Ada	Fiankonya	1-16	300.0	0.0	95.7	95.7	204.3	Mahogany, Eucalyptus, Celba	29th September, 2005
Sub-total Greater Accra Region						300.0	0.0	95.7	95.7	204.3		
378	Jaksally Company Limited	Savannah	Bole	Kenikeni	Grupe	50.0	0.0	50.0	50.0	0.0	Teak	26th January, 2004
379	Jen Kurige Seidu Adamu Company	Savannah	Bole	Kenikeni	Grupe	40.0	0.0	40.0	40.0	0.0	Teak	26th January, 2004
380	Khanzan Wura (GH) Limited	Savannah	Bole	Kenikeni	Grupe	40.0	0.0	40.0	40.0	0.0	Teak	9th January, 2004
Sub-total Savannah Region						130.0	0.0	130.0	130.0	0.0		
381	Africoop	Oti	Nkwanta	Chai River	Tutukpere	100.0	0.0	0.0	0.0	100.0	N/A	-
Sub-total Oti Region						100.0	0.0	0.0	0.0	100.0		

APPENDIX I
PRIVATE PLANTATION DEVELOPERS ON RESERVE WORK DONE FOR 2022

NO.	COMPANY NAME	REGION	DISTRICT	FOREST RESERVE	COMPARTMENT/SERIES	AREA ALLOCATED (Ha)	AREA PLANTED -2022 (Ha)	PREVIOUS AREA PLANTED (Ha)	AREA PLANTED TO DATE (Ha)	AREA REMAINING TO BE PLANTED (Ha)	SPECIES PLANTED	DATE OF APPROVAL/ALLOCATION		
3	MIRO Forestry (Ghana) Limited	Ashanti	Mampong	Chirimfa	6, 9, 10, 11, 17, 24, 25, 30, 42, 43, 44, 45, 46, 47, 50, 51, 60, 61, 62, 65, 66, 70, 72, 75, 76, 78, 79, 80, 81, 83, 84, 85, 87, 89 & Portions of 4, 5, 8, 16 & 52	5890.4	28.14	8852.4	8897.23		Gmelina, Teak, Acacia, Eucalyptus (dominant)	12th April, 2017		
					7, 12, 14, 29, 38, 49	768.0							31st January, 2020	
					Portions of 13	81.6							26th June, 2020	
					19 & 24A	232.0							9th July, 2020	
					43, 44, 46, 47, 48, 50, 51, 52, 53, 54, 56, 57, 58, 59, 60, 61, 62, 63, 64, 65, 66, 67 & 68	3404.0								13th September, 2017
					26, 27, 29 & 34	512.0								29th March, 2021
					4, 7 & 8	384.0								18th February, 2021
					11, 13, 14 & 17	512.0	16.7							9th August, 2021
					40 & 45	256.0								23rd September, 2022
					1, 7, 11, 14, 24, 31, 53, 54, 57, 59	1280.0								18th November, 2022
4	Form Ghana Limited	Bono	Sunyani	Tain II	3, 20, 25, 26, 27	640.0								
					1, 2, 4, 5	512.0								
5	Platinum Plantations Limited	Eastern	Akim-Oda	Esen Epam	11, 12, 13, 19, 20	640.0								
					28-39, 42-92, 97, 98, 102-104, 107-129, 135-140	14576.0	142	7424.4	7566.4	7009.6	Teak (dominant) Ceiba, Maho	2013		
6	Zils Company Limited	Ashanti	Nkawie	Jimira Extension	9, 10, 13, 15, 19, 20, 21, 22, 23, 24, 28, 29, 30, 31, 32 & 33	1,210.4	0	429.2	429.2	781.2	Rubber (Hevea brasiliensis); Ceiba; Offram; Mahogany; Teak; Subaha	22nd October, 2015		
					14, 15, 16, 17, 18, 22, 25, 26	935.2	173	670.0	843.0	92.2	Teak	8th November, 2016		
7	Guinea Forestry Limited	Ashanti	Nkawie	Jimira Extension	10, 12, 13	1,388.9	0.0	0.0	0.0	N/A				
					19, 20, 23, 24, 27, 29, 30, 33, 35, 43	0.0	0.0	0.0	0.0	1388.9	N/A	25th January, 2017		
8	Rainbow Love Ventures	Ashanti	Offinso	Asubima	1, 3, 4, 5, 6, 12	768.0	0.0	0.0	0.0	768.0	N/A			
					22; 23; 29; 36	473.0	95	290.0	385.0	88.0	Teak	17th April, 2019		

APPENDIX I
PRIVATE PLANTATION DEVELOPERS ON RESERVE WORK DONE FOR 2022

NO.	COMPANY NAME	REGION	DISTRICT	FOREST RESERVE	COMPARTMENT/SERIES	AREA ALLOCATED (Ha)	AREA PLANTED -2022 (Ha)	PREVIOUS AREA PLANTED (Ha)	AREA PLANTED TO DATE (Ha)	AREA REMAINING TO BE PLANTED (Ha)	SPECIES PLANTED	DATE OF APPROVAL/ALLOCATION
9	Global Green Gold Limited	Bono	Sunyani	Tain II	263, 264, 265, 266, 267, 271, 272, 273, 275, 281, 282, 283, 284, 285, 287, 288, 297 & 309	2,462.0	250	951.0	1201.0	1261.0	Teak	8th August, 2017
10	Office Needs & Trading	Ashanti	Mankranso	Tinte Bepo	11 & 12	256.0	80	176.0	256.0	0.0	Teak, Cedrela	24th May, 2019
11	Impact Forestry Limited	Ashanti	Mampong	Chirimfa	32, 35 & 39	443.2	0.0	0.0	0.0	443.2	N/A	30th April, 2018
12	Dreamscape Construction & Engineering Limited	Ashanti	Mankranso	Tinte Bepo	36	125.2	0	100.0	100.0	25.2	N/A	1st April, 2019
13	Asuboa Wood Treatment Limited	Ashanti	Mankranso	Tinte Bepo	55, 57, 59, 62, 63, 64, 65, 66, 67, 68, 74, 75, 76, 77, 79, 80	2,138.49	335	350.0	685.0	1453.5		4th March, 2020; 11th October, 2022
14	Evans Timbers Ltd	Ashanti	Offinso	Opro River	19, 22, 32, 33, 34, 35, 36, 37, 38, 39, 44, 45, 46, 47, 50, 51, 52, 53, 54, 55, 56, 57, 58, 59, 60, 61, 62, 63, 64, 65, 70 & 71	3,956.5	300.0	1,755.0	2055.0	1901.5	Teak	4th February, 2019
15	Fosu & Fosuab Company Limited	Bono	Dormaa	Mpameso	201, 202	256.0	86	36.0	122.0	134.0	Teak	9th April, 2020
16	Neoct Saints Company Limited	Ashanti	Mankranso	Tinte Bepo	15	128.0	0.0	111.0	111.0	17.0		27th July, 2020
17	Oro Company Limited	Ashanti	Mankranso	Tinte Bepo	72, 73	287.0	0	80.0	80.0	207.0		17th July, 2020
18	Egyr Company Limited	Ashanti	Offinso	Afram Headwaters	76	164.7	23.6	53.0	76.6	88.1	N/A	26th June, 2020
19	Sakam Savana	Ashanti	Offinso	Afram Headwaters	48 (portion), 66, 67,	389.68	235.15	216.2	451.4	-61.7	Teak	18th February, 2021
20	Logs & Lumber Limited (LL)	Bono	Sunyani	Tain II	190, 192 & 227	354.7	6.4	0.0	6.4	348.3	N/A	21st July, 2021
21	528 Plantation Limited (formerly Mr. Kwaku Osei -Owusu Adomako)	Ashanti	Mankranso	Tinte Bepo	21 & 23	256.0	135.0	0.0	135.0	121.0	N/A	7th September, 2021
22	Enviro Tech Bamboo Limited	Ashanti	Juaso	North Formangsu	14A, 15, 16, 17	504.0	0.0	0.0	0.0	504.0		28th January, 2022
23	Asabea Enterprise	Ashanti	Offinso	Kwamisa	13	128.0		0.0	0.0	128.0		22nd February, 2022
24	Star Agro Forestry Limited	Ashanti	Nkawie	Ofin Shelterbelt	13, 14, 15, 16, 17, 18, 19, 22, 23, 25, 26, 27, 30, 31, 35, 36, 37, 38, 39	1,879.82	0.0	0.0	0.0	0.0		28th February, 2022
25	Farm Direct Technologies Limited	Eastern	Akim-Oda	Oboyow	16, 17, 18, 19, 20, 21, 22, 26, 29, 30, 31, 34, 35, 36, 38, 39, 41	1,729.78	0.0	0.0	0.0	0.0		
			Begoro	Worobong North	1, 2, 3, 8 & 9	723.73	0.0	0.0	0.0	0.0		29th December, 2022
			Begoro	Dede	36, 41, 43, 45 & 47	833.3	0.0	0.0	0.0	0.0		
TATION DEVELOPMENT (PPP)						70,788.0	2,979.2	23,044.4	26,023.6	44,764.4		
PRIVATE PLANTATION DEVELOPMENT						167,582.34	5,022.16	62,491.67	67,513.83	100,068.52		

APPENDIX I
PRIVATE PLANTATION DEVELOPERS ON RESERVE WORK DONE FOR 2022

NO.	COMPANY NAME	REGION	DISTRICT	FOREST RESERVE	COMPARTMENT/ SERIES	AREA ALLOCATED (Ha)	AREA PLANTED -2022 (Ha)	PREVIOUS AREA PLANTED (Ha)	AREA PLANTED TO DATE (Ha)	AREA REMAINING TO BE PLANTED (Ha)	SPECIES PLANTED	DATE OF APPROVAL/ALLOCATION
OUTSIDE FOREST RESERVE												
1	African Plantations for Sustainable Development Ghana Ltd (APSD)	Bono	Atebubu	Off-reserve	N/A	86,000.0	0.0	8337.0	8,337.0	77,663.0	Eucalyptus, Acacia	
2	MIRO Forestry (Ghana) Limited	Ashanti	Kumawu	Off-reserve	N/A	437.5	0.0	222.8	222.8	214.7	Eucalyptus	
3	Newmont Golden Ridge Limited (A reforestation offset project)	Eastern	Kade	New Abirem OFR	N/A	60	0.0	60.0	60.0	-	Cedrela; Ofram; Emire; Mahogany; Ceiba; Kusia; Bamboo	12th December, 2014
TOTAL						86,497.5	0.0	8,619.8	8,619.8	77,877.7		

REFORESTATION OFF-SET PROJECTS

On-Reserve

1	Newmont Golden Ridge Limited	Eastern	Kade	Kweikaru	14, 15 & 16 (portions)	257	0.0	257.0	257.0	0.0	Cedrela; Ofram; Emire; Mahogany; Ceiba; Kusia; Bamboo	12th December, 2014
2	Chirano Gold mines	Western North	Bibiani	Tano Suraw Forest Reserve	4, 5, 6 & 7	494.52	0.0	0.0	0.0	494.5		
3	Bogoso (Future Global Resources Limited formerly Golden Star Bogoso Prestea Limited)	Central	Dunkwa	Minta	16	50.0	0.0	50.0	50.0	0.0	Cedrela; Ofram; Mahogany	9th March, 2020

Off-Reserve

1	Newmont Golden Ridge Limited	Eastern	Kade	New Abirem OFR	N/A	60	0.0	60.0	60.0	0.0	Cedrela; Ofram; Emire; Mahogany; Ceiba; Kusia; Bamboo	12th December, 2014
---	------------------------------	---------	------	----------------	-----	----	-----	------	------	-----	---	---------------------

APPENDIX II		QUANTITY OF SEEDLINGS SUPPLIED UNDER MTS AND YAP - 2022									
Region	Forest District	Asanfena	Baku	Bamboo	Cassia	Cedrela	Ceiba	Dahoma	Denya		
Ahafo	Bechem					22,220					
	Goaso					416,970					
Ahafo Total						439,190					
Ashanti	Bekwai			4,500		249,200					
	Juaso			2,800		88,847					
	Kumawu										
	Mampong			1,300		1,500					
	Mankranso			7,000		12,500					
	New Edubiase					41,000	14,850				
	Nkwie	1,200		2,200		711,144	2,000				
	Offinso			2,200							
Ashanti Total		1,200		20,000		1,104,191	16,850				
Bono	Dormaa					44,812					
	Sunyani					106,331					
Bono Total						151,143					
Bono East	Kintampo										
Bono East Total											
Central	Cape Coast					16,100					
	Winneba					63,580					
Central Total						79,680					
Eastern	Begoro										
Eastern Total											
North East	Gambaga										
North East Total											
Upper West	Lawra				17,000						
	Tumu										
Upper West Total					17,000						
Volta	Ho										
Volta Total											
Western	Asankrangwa		500			15,620		500			
	Takoradi					168,321					
	Tarkwa					112,000					
Western Total			500			295,941		500			
Western North	Bibiiani					880,630					
	Juaboso					1,279,221					
	Sefwi Wiawso		6,300			5,000		9,500			3,500
Western North Total			6,300			2,164,851		9,500			3,500
Grand Total		1,200	6,800	20,000	17,000	4,234,996		26,350	500		3,500

APPENDIX II		QUANTITY OF SEEDLINGS SUPPLIED UNDER MTS AND YAP - 2022									
Region	Edinam	Emire	Emire	Eucahyptus	Gmelina	Hyedua	Kokrodua	Mahogany	Mansonia		
Ahafo											
	500	41,800			8,150	1,000	3,300	5,000			
Ahafo Total	500	41,800			8,150	1,000	3,300	168,690	36,500		
Ashanti		500						103,000			
		5,500									
		3,700						89,000			
		51,000						3,000			
	6,624	52,750			5,500		6,000	276,470	16,672		
Ashanti Total	6,624	113,450			5,500		6,000	471,470	16,672		
Bono	50	7,050			14,450		5,275	92,061			
Bono Total	50	7,050			14,450		5,275	92,061			
Bono East					23,300						
Bono East Total					23,300						
Central											
Central Total											
Eastern											
Eastern Total											
North East											
North East Total											
Upper West				76,000				22,000			
Upper West Total				76,000				22,000			
Volta											
Volta Total											
Western	7,000		5,000			10,500	500	2,750			
			16,000				3,552	13,089			
Western Total	7,000		16,000			10,500	4,052	16,019			
Western North								8,950			
		15,901					3,552	24,288			
	24,491	77,941					43,150	219,145			
Western North Total	24,491	93,842					46,702	252,383			
Grand Total	41,165	270,442	21,000	76,000	51,400	11,500	65,329	1,022,623	82,322		

APPENDIX II		QUANTITY OF SEEDLINGS SUPPLIED UNDER MTS AND YAP - 2022									
Region	Nyankom	Odum	Ofram	Papao	Rosewood	Teak	Utile	Wawa	Grand Total		
Ahafo			10,000		500	469,493			507,213		
		500	212,250			215,600	250		1,100,510		
Ahafo Total		500	222,250		500	685,093	250		1,607,723		
Ashanti			55,600						412,800		
			27,000			41,230			159,877		
						324,000			324,000		
			22,100	100		182,643			213,143		
			83,000			196,745			391,945		
			53,000						162,850		
			283,184			192,450			1,556,194		
			15,000			812,390			829,590		
Ashanti Total			538,884	100		1,749,458			4,050,399		
Bono			179,910	2,900	350	43,555			390,413		
						59,994			166,325		
Bono Total			179,910	2,900	350	103,549			556,738		
Bono East									23,300		
Bono East Total									23,300		
Central			626						16,726		
									63,580		
Central Total			626						80,306		
Eastern						145,324			145,324		
Eastern Total						145,324			145,324		
North East						146,652			146,652		
North East Total						146,652			146,652		
Upper West						66,000			181,000		
						105,878			105,878		
Upper West Total						171,878			286,878		
Volta						7,000			7,000		
Volta Total						7,000			7,000		
Western			36,550					5,520	84,440		
			22,060						223,022		
	100		14,208					730	144,018		
Western Total	100		72,818					6,250	451,480		
Western North			122,590						1,012,170		
			266,688						1,589,650		
		11,000	553,298	2,000				2,000	986,475		
Western North Total		11,000	942,576	2,000				2,000	3,588,295		
Grand Total	100	11,500	1,957,064	5,000	850	3,008,954	250	8,250	10,944,095		

APPENDIX III														
QUANTITY OF SEEDLINGS LIFTED FROM FSD NURSERIES- 2022														
REGION	FOREST DISTRICT	Acacia	Akwe	Albizia	Asanfenna	Bamboo	Bako	Bauhinia	Cashew	Cassia	Cedrela	Ceiba	Dahoma	Dawadawa
	Abaho									3,282	100,000			
	Gosso									6,125	92,166	10,000		
	Abaho Total									9,407	192,166	10,000		
	Ashanti			41,916						5,876	3,450			
	Juaso										12,000			
	Kumawu										35,780			
	Mampong										27,967	2,500		
	Mankoso				600						62,410			
	New Edubase										2,000			
	Skawee													
	Oti			41,916	600					27,999	161,831	2,500		
	Dormaa									2,345	1,032			
	Sunyani									17,678	43,414			
	Bono Total									20,023	44,446			
	Bono East									153,466				
	Atebubu								41,905	82,213				
	Kitampoi								5,000	10,624				
	Nkoranza								46,905	246,303	5,000			
	Bono East Total				10					600	33,997	135		
	Central	4								16,500	90,360			
	Cape Coast									5,400	47,998			
	Dankwa									89,253	8,809			
	Winneba													
	Central Total	4			10					111,813	181,164	135		
	Eastern						22			10,015	171,417	1,519		
	Akam Odu									14,282	11,665	7,815		
	Begoro		5,443					3,475	65					
	Donkorokom									19,050	18,097			
	Kade	2,865	838			1,720				28,165	292,028	835		
	Kyebi									16,500				
	Mpraeso		580							4,372	89,631	3,010	120	
	Somanya						22		430	8,280	5,036	1,100		
	Eastern Total	2,865	6,861			1,720	22	3,475	495	100,664	587,874	14,279	120	
	Greater Accra	5,968	1,060	2,200						102,855	69,939	600		
	Regional office	15,920	13,000	8,500						200,900	69,939	600		
	Tenna	10,932	2,152	5,262										
	Gr. Accra Total	33,820	16,212	15,962				1,965		200,900	69,939	600		
	North East									20,000				
	Gambaga									3,156	7,668	327		
	Walewale									31,560	27,668	327		
	North East Total									34,716	35,335	654		
	Northern									7,722	43,866			
	Tamale									14,849	18,423			
	Yendi									22,571	62,289			
	Northern Total									44,142	123,578			
	Oti										4,500			
	Jasikan													
	Nkwanta													
	Oti Total										4,500			
	Sivamuh									54,000				
	Bole									17,330	38,882			
	Sivamuh Total									17,330	38,882			
	Upper East													
	Bawku									64,018		20,000		
	Bolgatanga			3,665				682		2,570		7,078		
	Ntorongo									9,560		11,700		
	Upper East Total			3,665				682		73,578		38,778		
	Upper West	43												
	Lawra									59,538				
	Tumu									11,016				11,016
	Upper West Total	43								70,554				11,016
	Volta													
	Denu/Sogakope									3,000	1,700			
	Ho									173,937	1,700			
	Volta Total									176,937	1,700			
	Western										6,000			
	Asankpaga										18,000			
	Takoradi									19,471	55,100			
	Tarkwa		1,500							19,471	79,100			
	Western Total		1,500							38,942	134,200			
	Western North													
	Ebuhari		856		800						50,167			
	Enchi										2,500			
	Jumboso										60,000			
	Setwi Wiawso										17,000			
	Western North Total		856		800						79,500			
	Grand Total	35,732	25,429	61,543	1,410	1,720	22	7,622	97,647	3,072	1,452,387	15,000	120	11,016

QUANTITY OF SEEDLINGS LIFTED FROM FSD NURSERIES- 2022													
REGION	FOREST DISTRICT	Denya	Ednam	Emire	Eucalyptus	Flamboyant	Gacina	Hvedun	Kokroodum	Kusia	Kyenkyen	Mahogany	Makore
	Bechem			7,345									
	Gaso			26,040			90		23,647			14,990	
Ahafo Total				33,385			90		23,647			14,990	
	Bekwai			18,994			41,916					1,800	
	Juso			5,025		1,500						4,000	
	Kumawu			2,900									
	Mampong												
	Manranso												
	New Edibiase	100		2,835							1,309	1,602	
	Nkawie			2,022			541					5,877	
	Ofinso											200	
Ashanti Total		100		31,776		1,500	42,457				1,309	51,470	
	Dormaa	550		1,475				9,050				1,689	
	Sunyani			10,720			102,626	9,050				3,250	
Bono Total		550		12,195			102,626	9,050				4,939	
	Alebbu						19,205					12,771	
	Kintampo						2,119					3,763	
	Nkoranza						21,324					16,534	
Bono East Total												10,045	
	Assin Fosu Central			12,071									
	Cape Coast												
	Dunkwa											5,563	
	Winneba											1,626	
Central Total				12,071								17,234	
	Akim Oda Eastern	2,480		41,675		409			2,100				
	Begoro												1,220
	Dankortom												15,327
	Kade	6		52,901							5		1,305
	Kvebi												
	Mpraso	110		6,310			33,304					7,243	
	Sonayya			2,852			9,061					27,027	
Eastern Total		110		103,738	5	409	42,365		2,100		5	52,772	
	Greater Accra						1,200		2,450			79,490	
	Anasaman					5,163						10,538	
	Regional office					31,210						16,622	
	Tema					4,832							
GE- Accra Total						41,204	1,200		2,450			106,650	
	North East												
	Gambaga											780	
	Wailewale											780	
North East Total												1,560	
	Northern											49,282	
	Jamale											6,150	
Northern Total												55,432	
	Yendi											9,899	
OH Total							13,279					4,810	
	Jasikan												
	Nkwanta	20											
OH Total		20					13,279					14,709	
	Savannah											12,306	
Savannah Total												12,306	
	Upper East											6,620	
	Bolfele											15,000	
	Bawku											2,000	
	Bolgatanga				29,156							4,900	
	Nwraungo			8,500									
Upper East Total					37,656							21,900	
	Upper West											43,095	
	Lawra				44,656								
	Tumu				11,014								
Upper West Total					55,670							54,111	
	Volta											860	
	Demu/Sogakope						1,500						
	Ho						1,500						
Volta Total							3,000					13,636	
	Western												
	Asankrawa	18,900		2,800								3,000	
	Takoradi							6,000				36,558	
	Tarkwa	11,000		22,500				6,000				59,558	
Western Total		29,900		25,300				12,000				95,116	
	Western North											15,400	
	Bibiani											8,665	
	Enchi	800					2,700		2,000				
	Jumboso											30,000	
	Sefwi Wiawso											17,000	
Western North Total		800		21,100			2,700	3,000	2,000			71,065	20
Grand Total		110	33,856	239,565	93,331	43,113	227,541	18,050	30,197	800	1,314	554,656	20

APPENDIX III													
QUANTITY OF SEEDLINGS LIFTED FROM FSD NURSERIES- 2022													
REGION	FOREST DISTRICT												
	Mango	Mauwinia	Millettia	Mimusops	Moringa	Necum	Oleum	Oil Palm	Orange	Office	Papua	Polkafruit	Prekese
Ahalfo		500	852				20,000						
Beklem		2,739	7,739				148,372			115			
Cruso		500	8,601				168,372			115			
Ashanti		31,264	2,112				41,916						1,515
Bekwai							7,187						
Juso							9,960						
Kumawu							3,670						
Mampong							50,685					30	
Mankoso		1,200	800				14,418						
New Edubiase			321				4,050						
Nkwawie													
Oflinso													
Ashanti Total		32,464	3,233				131,886					30	1,515
Bono		350					3,076						
Dormaa		3,650	2,864				53,867						
Sunyani		4,000	2,864				56,943						
Bono Total													
Bono East													
Aleghubu							8,695				2,317		
Kintampo							13,080				5,000		
Nkoranza							21,275				7,317		
Bono East Total		1,914					19,238			1,396		221	
Central			2,510										
Assin Fosu							4,501						
Carpe Coast													
Dunkwa													
Wundia			4,430				23,739			1,396		221	
Central Total		1,914	6,940				69,989			261		40	
Eastern		2,030		510		2,035	2,351						
Akim Odu						48,527	18,588						
Begoro						100	50,409						
Donkorfrom													
Kade			2,585										
Kyebi		7,820	900			210	1,045				406		
Mpraso		3,741	3,741			1,093	4,449						61
Somanwa		9,850	7,226	510		51,965	143,801			261		40	870
Eastern Total													931
Greater Accra			141,080		300	2,295	40					2,495	
Amasaman			171,812		300	350							
Regional office			36,549		3,458							16,062	
Tema			349,441		300	9,077	2,335					18,557	
Gr. Accra Total													
Gambaga													
North East													
Walewale						690							
North East Total													
Northern						5,086							
Tumake													
Yendi													
Northern Total													
Ohi						5,086							
Jasikan							50,010						
Nkwanta							14,675						
Ohi Total							64,685						
Savanah													
Bole													
Buipe													
Savanah Total													
Upper East													
Bawku													
Bolgatanga						17,940							
Navrongo						5,880	6,000						
Upper East Total	3,820					23,820	6,000						
Upper West											6,300		
Lawra							21,000						
Tumu							11,016						
Upper West Total							32,016				6,300		
Volta													
Denu/Sogakope							90,859					845	
Ho			6,032				1,000						
Volta Total			6,032				90,859					1,845	
Western													
Asankragwa							18,000						
Takoradi		2,000	3,024				4,000						
Tankwa		8,887	5,948				38,655			1,000			700
Western Total		8,887	8,972				60,655			1,000			700
Western North						124						583	
Bibihi							26,500						
Erebi													
Jurboso		15,000					58,000						
Western North Total		23,000				124	107,193					583	
Grand Total	3,820	80,615	393,309	510	300	122,778	878,243	406	1,796	2,772	13,617	21,276	3,146

APPENDIX III											QUANTITY OF SEEDLINGS LIFTED FROM FSD NURSERIES- 2022										
REGION	FOREST DISTRICT	Rain Tree	Red Sandalwood	Rosewood	Royal Palm	Sapete	Teak	Tree of Life	T. montalis	Veitchia Palm	Whitapuu	Wawa	Grand Total								
Alabo	Bechem						166,000		4,296		100		297,979								
	Gusso				6		7,195		4,296		100		340,891								
Alabo Total					6		173,195		4,296		100		638,870								
Ashanti	Bekwai						19,272						251,493								
	Juso						74,957						103,422								
	Kumawu						24,450						53,310								
	Mampoug						90,382						90,382								
	Mankranso						69,560						109,010								
	New Edubiase				1,550		3,900		680				103,258								
	Nkwie						28,740						128,952								
	Otiesso				2,14,271								220,521								
Ashanti Total					1,550		525,532		680				1,060,348								
Bono	Dormaa				450		1,454						12,421								
	Sunyani						110,088						357,207								
Bono Total					450		111,542						369,628								
Bono East	Alebbubu						8,255						153,466								
	Kintampo						85,920						175,361								
	Nkoranza						30,506						130,506								
Bono East Total							94,175					4,382	459,333								
Central	Assin Fosu						535						84,604								
	Cape Coast				16		10,010						119,400								
	Dankwa						4,000						67,462								
	Winneba						7,221						111,539								
Central Total					16		21,766					4,382	382,805								
Eastern	Akim Oda			5,500			8,443		4,471			320,651	119,998								
	Begoro				856		67,772		2,469				147,004								
	Donkorkrom						30,445						147,004								
	Kade						35,469				36	15	469,287								
	Krabi						16,289						16,500								
	Mpraeso	275					17,133		80		316		171,923								
	Somanya	275		5,500	1,051		175,551		7,020		560		82,709								
Eastern Total				5,500	1,051		175,551		7,020		912	335	1,328,073								
Greater Accra	Amasaman	4,000	16,330		21,746		4,889	4,610	4,344				437,996								
	Tema	5,382	17,887		2,856		600	10,538	89,365		1		475,638								
Greater Accra Total		9,382	34,217		24,602		5,489	15,148	101,093	9,642	1		1,572,224								
North East	Gambaga						20,000						40,000								
	Waikwale						74,861						87,767								
North East Total							94,861						127,767								
Northern	Tamale						43,636						150,116								
	Yendi						182,478						221,920								
Northern Total							226,114						372,036								
Oti	Jasikan						93,653						158,062								
	Nkwanna						17,985						51,389								
Oti Total							111,638						209,451								
Savannah	Bale						16,000						82,306								
	Bupe						24,795						87,627								
Savannah Total							40,795						169,933								
Upper East	Bawku						7,395		9,187				35,000								
	Navrongo						5,000						143,691								
Upper East Total							12,395		9,187				238,051								
Upper West	Bolgatanga			5,176			75,081						254,889								
	Larabaa						11,016						66,094								
Upper West Total				5,176			86,097						320,983								
Volta	Danu/Sogakope						31,808						172,642								
	Ho						31,808						150,175								
Volta Total							63,616						322,817								
Western	Asankragwa												45,700								
	Takoradi								5,000				36,024								
	Tarkwa	1,200	1,200		2,700		7,500	1,000					218,166								
Western Total		1,447	1,200		2,700		7,500	1,000	5,000				299,800								
Western North	Bibiiani						3,305		1,169				87,854								
	Enefi						1,500					5,000	64,000								
	Jumboso												120,000								
	Sefwi Wiawso						13,000						134,100								
Western North Total							16,805		1,169			5,000	405,954								
Grand Total		11,104	35,417	11,505	30,375	1,500	1,734,963	16,148	128,445	9,642	1,013	9,717	7,776,797								

MTS DISBURSEMENT - 2022															
APPENDIX V	LOCATION					BENEFICIARY					DISBURSEMENT				
	NAME OF COMPANY	FOREST DISTRICT	FOREST RESERVE	COMP./SERIES	MTS GROUP	LAND OWNER	LOCAL COMMUNITY	FC SHARE (40%)	MTS SHARE (40%)	LAND OWNER SHARE (15%)	LOCAL COMMUNITY SHARE (5%)	VAT EXCLUSIVE (GH¢)	VAT/NHIL/GE T/FUND	VAT INCLUSIVE (GH¢)	
Honest GDM Trading Company Limited	Dormaa	Pamu-Berekum	85	Twumkrom Modified Taungya Group	Dormaa Stool/Tradition Council	Twumkrom community	8,202.00	8,202.00	3,075.75	1,025.25	20,505.00	3,716.53	24,221.53		
Fosu and Fosuaa Company Limited	Dormaa	Pamu-Berekum	91/92	Nkyekyemamu Modified Tsungya group	Dormaa Stool/Tradition Council	Nkyekyema community	46,909.68	46,909.68	17,591.13	5,863.71	117,274.20	20,522.99	137,797.19		
Fosu and Fosuaa Company Limited	Sunyani	Tain II	101	Kotaa Taungya Group	Berekum Stool/Tradition Council	Kotaa community	10,229.12	10,229.12	3,835.92	1,278.64	25,572.80	4,635.07	30,207.87		
Fosu and Fosuaa Company Limited	Sunyani	Tain II	105	Kotaa Taungya Group	Berekum Stool/Tradition Council	Kotaa community	5,963.76	5,963.76	2,236.41	745.47	14,909.40	2,702.33	17,611.74		
K. Lovet Company Limited	Dormaa	Pamu-Berekum		Twumkrom Modified Taungya Group	Dormaa Stool/Tradition Council	Twumkrom community	5,766.00	5,766.00	2,162.25	720.75	14,415.00	2,522.63	16,937.63		
B-Nyamekye Company Limited	Sunyani	Nsemmere	6	Pepewase Taungya Group	Wenchi Stool/Tradition Council	Pepewase community	13,877.60	13,877.60	5,204.10	1,734.70	34,694.00	6,288.29	40,982.29		
ASV Ghana Company Limited	Dormaa	Pamu-Berekum		Asunsu No. 2 Modified Taungya Group	Dormaa Stool/Tradition Council	Asunsu No.2 community	8,800.00	8,800.00	3,300.00	1,100.00	22,000.00	3,987.50	25,987.50		
ASV Ghana Company Limited	Dormaa	Pamu-Berekum		Asunsu No. 2 Modified Taungya Group	Dormaa Stool/Tradition Council	Asunsu No.2 community	7,806.00	7,806.00	2,927.25	972.75	19,515.00	3,415.13	22,930.12		
Egyir Company Limited	Sunyani	Yaya	35	Ayigbe Taungya Farmers Association	Wenchi Stool/Tradition Council	Ayigbe community	7,084.00	7,084.00	2,656.50	885.50	20,919.94	3,209.94	17,710.00		
Kuuyelleh Company Limited	Dormaa	Pamu-Berekum		Twumkrom Modified Taungya Group	Dormaa Stool/Tradition Council	Twumkrom community	9,408.00	9,408.00	3,528.00	1,176.00	23,520.00	4,263.00	27,783.00		
Honest GDM Trading Company Limited	Dormaa	Pamu-Berekum	80	Abonsakrom Taungya Farmers Association	Dormaa Stool/Tradition Council	Abonsakrom community	4,350.00	4,350.00	1,631.25	543.75	10,875.00	1,971.09	12,846.11		
Namsakya Venture Limited	Sunyani	Yaya	22	Seikrom Taungya Farmers Association	Wenchi Stool/Tradition Council	Seikrom community	4,674.00	4,674.00	1,752.75	584.25	11,685.00	2,117.91	13,802.91		
Kuuyelleh Company Limited	Dormaa	Pamu-Berekum		Abonsakrom Taungya Farmers Association	Dormaa Stool/Tradition Council	Abonsakrom community	12,958.00	12,958.00	4,848.00	1,616.00	38,178.00	5,858.00	32,320.00		
Fortune Exim Ghana Limited	Sunyani	Nsemmere	3	Aihwene Nsanmere Taungya Group	Wenchi Stool/Tradition Council	Aihwene community	19,852.80	19,852.80	10,005.60	2,481.60	49,632.00	9,554.16	59,186.16		
Fosu and Fosuaa Company Limited	Dormaa	Pamu-Berekum		Mensahkrom Taungya Farmers Association	Dormaa Stool/Tradition Council	Mensahkrom community	6,828.80	6,828.80	2,572.80	853.60	17,072.00	3,286.36	20,358.36		
Divine Protocol Company Limited	Sunyani	Sawsaw	31 & 32	Abonsakrom Taungya Farmers Association	Dormaa Stool/Tradition Council	Abonsakrom community	4,590.00	4,590.00	1,721.25	573.75	11,475.00	2,079.84	13,554.86		
Fortune Exim Ghana Limited	Sunyani	Nsemmere	2	Papaasu Taungya Group	Wenchi Stool/Tradition Council	Papaasu community	14,423.20	14,423.20	5,408.70	1,802.90	36,058.00	6,941.16	42,999.17		
PM Overseas Limited	Sunyani	Sawsaw	13	Mensahkrom Taungya Farmers Association	Wenchi Stool/Tradition Council	Mensahkrom community	16,904.80	16,904.80	6,339.30	2,113.10	42,262.00	8,135.44	50,397.43		
GCKB Company Limited	Sunyani	Yaya	13C	Buoku Taungya Farmers Association	Wenchi Stool/Tradition Council	Buoku community	7,937.60	7,937.60	2,976.60	992.20	19,844.00	3,819.97	23,663.97		
Adubofor Company Limited	Sunyani	Yaya	39	Anoakrom Taungya Farmers Association	Wenchi Stool/Tradition Council	Anoakrom community	16,746.40	16,746.40	6,279.90	2,093.30	41,866.00	8,059.21	49,925.21		
Flojoe and Sons Limited	Sunyani	Tain I	5	Konsua Taungya Group	Wenchi Stool/Tradition Council	Konsua community	3,192.00	3,192.00	1,197.00	399.00	7,980.00	1,446.38	9,426.38		
Gentle Jesus Company Limited	Sunyani	Tain II	305	Mallankrom Taungya Group	Wenchi Stool/Tradition Council	Mallankrom community	4,452.00	4,452.00	1,669.50	556.50	11,130.00	1,947.75	13,147.31		
				Adantia Modified Taungya Group	Dormaa Stool/Tradition Council	Adantia community	14,678.40	14,678.40	5,504.40	1,834.80	36,696.00	6,651.15	43,347.15		
				Nso Nyameye Taungya Group	Dormaa Stool/Tradition Council	Nso Nyameye community	1,487.20	1,487.20	557.70	185.90	3,718.00	673.89	4,391.88		
				Dumasua Taungya Farmers Association	Dumasua Stool/Tradition Council	Dumasua community	17,591.20	17,591.20	6,596.70	2,198.90	43,978.00	8,465.76	52,443.77		

MTS DISBURSEMENT - 2022

NAME OF COMPANY	LOCATION			BENEFICIARY				DISBURSEMENT					VAT INCLUSIVE (GH¢)	
	FOREST DISTRICT	FOREST RESERVE	COMP./SERIES	MTS GROUP	LAND OWNER	LOCAL COMMUNITY	FC SHARE (40%)	MTS SHARE (40%)	LAND OWNER SHARE (15%)	LOCAL COMMUNITY SHARE (5%)	VAT EXCLUSIVE (GH¢)	VAT/NHIL/GE TFUND		
Patdevgo Company Limited	Sunyani	Sawsaw	52	Gyaukrom Taungya Group	Wenchi Stool/Traditional Council	Gyaukrom Community	3,840.00	3,840.00	1,440.00	480.00	9,600.00	1,740.00	11,340.00	
Gentle Jesus Company Limited	Sunyani	Tain II	304	Dumasua Taungya Farmers	1	Dumasua Community	8,703.20	8,703.20	3,263.70	1,087.90	21,758.00	4,188.42	25,946.42	
Nirvana Ventures Limited	Sunyani	Yaya	23	Seikrom Taungya Farmers	Wenchi Stool/Traditional Council	Seikrom Community	21,024.00	21,024.00	7,884.00	2,628.00	52,560.00	9,198.00	61,758.00	
Anthony Anshah Trading and Construction Ltd.	Sunyani	Yaya	9	Sawiah Taungya Farmers Association	Wenchi Stool/Traditional Council	Sawiah Community	5,429.60	5,429.60	18,288.60	5,417.50	13,574.00	2,613.00	16,186.99	
			9	Asuakwaa Taungya Farmers Society	Wenchi Stool/Traditional Council	Asuakwaa Community	43,340.00	43,340.00			108,350.00	20,857.37	129,207.37	
			13											
							357,049.36	357,049.36	133,882.26	44,624.42	901,616.34	164,868.27	1,048,418.28	
NAME OF COMPANY	LOCATION	FOREST DISTRICT	FOREST RESERVE	COMP./SERIES	MTS GROUP	LAND OWNER	LOCAL COMMUNITY	FC SHARE (40%)	MTS SHARE (40%)	LAND OWNER SHARE (15%)	LOCAL COMMUNITY SHARE (5%)	VAT EXCLUSIVE (GH¢)	VAT/NHIL/GE TFUND	VAT INCLUSIVE (GH¢)
Flojoe & Sons Company Limited	Offinso	Afram Headwaters	123	Akroflua Taungya Group	Offinso Stool/Traditional Council	Akroflua community	15,480.00	15,480.00	5,805.00	1,935.00	38,700.00	7,014.38	45,714.38	
F/E Company Limited	Juaso	Mirasa Hills	6	Dwendwenase Taungya Group	Kokofu Stool/Traditional Council	Dwendwena Group	16,931.20	16,931.20	6,349.20	2,116.40	42,328.00	7,671.95	50,000.00	
Kwadwo Agyemang Benin Timbers and Sawmills Limited	Offinso	Afram Headwaters	49 & 50	Sungzele Farmers Association	Anyinasu Stool/Ejisu Traditional Council	Bemi Community	194,673.60	194,673.60	73,002.60	24,334.20	486,684.00	88,211.48	574,896.00	
Evans Timbers Company Limited	Offinso	Afram Headwaters	67 (Beposo)	Nyame Bekyere Farmers Association	Anyinasu Stool/Ejisu Traditional Council	Beposo Community	10,744.80	10,744.80	4,029.30	1,343.10	26,862.00	Free Zone	26,862.00	
			67 (Kokoteasua)	Emma Wani Enha Farmers Association	Anyinasu Stool/Ejisu Traditional Council	Kokoteasua community	8,034.40	8,034.40	3,012.90	1,004.30	20,086.00	20,086.00		
Beloved Knowledge Links Co. Ltd.	Offinso	Afram Headwaters	71	Nyame Bekyere Farmers Association	Anyinasu Stool/Ejisu Traditional Council	Beposo Community	11,394.00	11,394.00	4,272.75	1,424.25	28,485.00	5,162.91	33,647.92	
Evans Timbers Company Limited	Offinso	Afram Headwaters	66	Nyame Bekyere Farmers Association	Anyinasu Stool/Ejisu Traditional Council	Beposo Community	26,241.60	26,241.60	9,840.60	3,280.20	65,604.00	Free Zone	65,604.00	
Paconda Company Limited	Juaso	Mirasa Hills	1	Dwendwenase Taungya Group	Kokofu Stool/Traditional Council	Dwendwena Group	33,862.20	33,862.20	12,698.32	4,232.78	84,655.50	15,343.81	99,999.31	

MTS DISBURSEMENT - 2022													
NAME OF COMPANY	LOCATION FOREST DISTRICT	BENEFICIARY			DISBURSEMENT								
		FOREST RESERVE	COMP./SERIES	MTS GROUP	LAND OWNER	LOCAL COMMUNITY	FC SHARE (40%)	MTS SHARE (40%)	LAND OWNER SHARE (15%)	LOCAL COMMUNITY SHARE (5%)	VAT EXCLUSIVE (GH¢)	VAT/NHIL/GE TFUND	VAT INCLUSIVE (GH¢)
Messrs. Evans Timbers Limited	Offinso	Opro River	66	Young Elephant Movement				13,764.00	-	-	-	-	-
Egyir Company Limited	Juaso	Mirasa Hills	4 & 5	Kyempo Taungya Farmers Association	Kokofu Stool/Traditional Council	Kyempo Township Account	21,692.00	21,692.00	8,134.50	2,711.50	54,230.00	9,829.19	64,059.19
Adwoa Tabuah Timbers Limited	Juaso	South Formangsu	17	Kajo Formangsu MTS roup	Wankyi Stool/Trad. Council	Kajo Formangsu community	3,546.40	3,546.40	1,329.90	443.30	8,866.00	1,706.71	10,572.71
Fine Boy Pomako Co. Ltd	Offinso	Afram Headwaters	2	Kutire Taungya Group of Ashanti	Uminso stool/Traditional Council	Kutire Community	9,659.49	9,659.49	3,622.31	1,207.44	24,148.74	4,376.96	28,525.70
Beloved Knowledge Links Co. Ltd.	Offinso	Afram Headwaters	72	Ayeden Farmers Association	Ayirinasu Stool/Ejisu Traditional Council	Mayeden community	19,224.00	19,224.00	7,209.00	2,403.00	48,070.00	8,700.00	56,770.88
KOT investment Limited	Offinso	Afram Headwaters	78	Bemi Farmers Association	Ayirinasu Stool/Ejisu Traditional Council	Bemi Community	14,273.60	14,273.60	5,353.60	1,784.20	35,684.00	6,467.72	42,151.72
Beloved Knowledge Links Co. Ltd.	Juaso	Mirasa Hills	2	Dwendwense Taungya Group	Kokofu Stool/Traditional Council	Dwendwense Taungya Group	18,468.00	18,468.00	6,925.50	2,308.50	46,170.00	8,079.75	54,249.75
Nicdam Company Limited	Juaso	South Formangsu	18	Kajo Formangsu MTS roup	Wankyi Stool/Trad. Council	Kajo Formangsu Community	11,221.76	11,221.76	4,208.16	1,402.72	28,054.40	5,084.86	33,139.26
Boatmaro Company Limited	Offinso	Asufu West	13	Anwherekrom Community Taungya Group	Offinso Stool/Traditional Council	Anwherekrom Community	172,585.70	172,585.70	64,719.64	21,573.21	431,464.26	78,202.90	509,674.35
			13	Kyebi Taungya Farmers	Offinso Stool/Traditional Council	Kyebi Community	80,594.40	80,594.40	30,222.90	10,074.30	201,486.00	36,519.34	238,009.63
TOTAL	Ashanti Total						668,627.15	682,391.15	250,736.18	83,578.40	1,671,577.90	282,371.96	1,953,962.80
							1,025,676.51	1,039,440.51	384,618.44	128,202.82	2,573,194.24	447,240.23	3,002,381.08

2022 MTS REVENUE DISBURSEMENT

YEAR	REGION	FC SHARE (40%)	MTS SHARE (40%)	LAND OWNER SHARE (15%)	LOCAL COMMUNITY SHARE (5%)	VAT/NHIL/GE TFUND/ COVID EXCLUSIVE (GH¢)	VAT/NHIL/GE TFUND/ COVID INCLUSIVE (GH¢)
2022	Bono	357,049.36	357,049.36	133,882.26	44,624.42	901,616.34	1,048,418.28
	Ashanti	668,627.15	682,391.15	250,736.18	83,578.40	1,671,577.90	1,953,962.80
Total		1,025,676.51	1,039,440.51	384,618.44	128,202.82	2,573,194.24	3,002,381.08

Notes

A series of horizontal dotted lines for writing notes.

Notes

A series of horizontal dotted lines for writing notes.

Notes

A series of horizontal dotted lines for writing notes.



*West Legon
Kissemán-Legon Road
Near GIMPA
Accra-Ghana*

*P. O. Box MB434, Accra, Ghana
Tel: +233 (0)302 401210*

www.fcghana.com

Design & Print By:
m MAHOGANY ROW
LIMITED
+233 (0) 30 278 5415/6 | (0)243 582642