

Table of Contents: Ghana's Timber and Wood Products Export

REPORT ON EXPORT OF GHANA'S TIMBER AND WOOD PRODUCTS, JANUARY 2024.....	3
SUMMARY OF WOOD PRODUCTS EXPORT	3
TOP FIVE (5) CATEGORIES FOR THE MONTH OF JANUARY 2024.....	5
TIMBER AND WOOD PRODUCTS ANALYTICS	6
Summary Report on Export Products January 2024	6
Leading Exporters of Wood Products for January 2024	6
Leading Exporters of Top Five (5) Products by Species January 2024	7
Leading Buyers of Top Five (5) Products by Species January 2024	8
Major Markets of Ghana's Wood Products Exports: January 2023/ 2024: Volume and Value.....	9
Export of Timber and Wood Products to Ecowas Countries: January 2023/ 2024	10
Comparative Export Statistics for Timber and Wood Products: January 2023 / 2024.....	10
Average Unit Price Comparison between January 2023 and January 2024.....	11
Timber and Wood Products Classification	11
EXPORT PERFORMANCE FOR TIMBER AND WOOD PRODUCTS	12
EXPORTERS PERFORMANCE	12
MOVING SPECIES.....	16
DIRECTION OF TRADE.....	19
APPENDIX.....	23
PRODUCT CLASSIFICATION.....	23

REPORT ON EXPORT OF GHANA'S TIMBER AND WOOD PRODUCTS, JANUARY 2024

SUMMARY OF WOOD PRODUCTS EXPORT

During the month of January, the year 2024, the export of Ghana's Timber and Wood Products secured an amount of **€9,306,784.28** in value from the volume of **20,452.763m³** which represent an increase of **1.77%** in value and a decrease of **2.18%** in volume, as compared to an amount of **€9,144,489.03** realized from the volume of **20,909.063m³** documented in January 2023.

Out of Sixty (60) Exporters recorded in January 2024. Multimodal Freight Services Limited, Samartex Timber and Plywood Company Limited, John Bitar and Company Limited, Logs and Lumber Limited, and 3RDI Shipping Agency Limited were the topmost five [5] who exported Nine (9) different wood products in Thirty-eight (38) Species to Thirty-one (31) different countries and sold to Eighty-two (82) diverse Buyers.

The top five [5] wood products exported were Lumber (Air Dried), Lumber (Kiln Dried), Billet, Plywood (Overland), and Plywood.

The top five [5] Species regarding volumes harvested were Teak, Wawa, Ceiba, Eucalyptus, and Denya.

The top [5] favourite destinations were India, United States of America, Vietnam, Belgium, and Togo.

The top five [5] Buyers in that same period under review were Thai Phat International Company Limited, Shanghai Timber Furnishing Company Limited, Shree Sagar General Trading FZE, ETS Salou Hassane, and Miro Forestry Developments Limited.

Cumulatively, Ghana secured **€9,306,784.28** from the export of **20,452.763m³** in January 2024. Comparatively, in the previous year of the same period under review **€9,144,489.03** was obtained from the export of **20,909.063m³** representing an increase of **1.77%** in value and a decrease of **2.18%** in volume respectively.

However, the overall Average Unit Price increased from **€437/m³** in January 2023 to **€455/m³** in January 2024, representing an increase of **4.05%**.

Primary Products (Billet, and Lumber (Air Dried)) accrued **€5,038,589.46 (54.14%)** from **13,133.871m³ (64.22%)** of the total export of wood products from January 2024. The figures indicate a decrease of **1.32%** in value and a decrease of **0.46%** in volume respectively compared to the timber export figures from January 2023 of **13,194.136m³ (63.10%)** valued at **€5,106,174.06 (55.84%)**.

Secondary Wood Products comprising Briquettes, Lumber (Kiln Dried), Plywood, Plywood (Overland), Rotary Veneer, and Sliced Veneer formed the bulk of the country's wood exports which generated **€3,968,656.56 (42.64%)** from a volume of **7,052.180m³ (34.48%)** from January 2024. The figures indicate an increase of **12.72%** in value and an increase of **0.52%** in volume respectively compared to the timber export figures from January 2023 of **7,015.562m³ (33.55%)** valued at **€3,520,697.26 (38.50%)**.

Tertiary Wood Products: Processed L/ Mouldings contributed **€299,538.27(3.22%)** from a volume of **266.712m³ (1.30%)** to the total wood products export from January 2024. Moreover, the figures indicate a decrease of **42.13%** in value and a decrease of **61.86%** in volume respectively compared to the timber export figures from January 2023 of **699.365m³ (3.34%)** valued at **€517,617.70 (5.66%)**.

In the direction of Trade, exports to Asia/Far East countries (favourite destinations) were **€4,871,200.99 (52.34%)** obtained from **12,802.917m³ (62.60%)** during January 2024 which indicated decreases of **3.97%** and **2.05%** in value and volume, respectively, compared to **€5,072,480.66 (55.47%)** obtained from the volume of **13,070.626m³ (62.51%)** documented in January 2023. India was the primary destination (in terms of value) for Ghana's wood products. Exports of timber products to the Asia/Far East market included Lumber (Air Dried), Billet, Lumber (Kiln Dried), and Sliced Veneer in Teak, Wawa, Denya, Papao / Apa, Gmelina, Kako / Ekki, Rubberwood, Koto / Kyere, Senya, Asanfina, Ohaa.

Ghana's export to **Europe** accrued **€1,730,187.28 (18.59%)** from **3,050.127m³ (14.91%)** to be the second major destination (in terms of value) for Ghana's wood products export during January 2024. The figures indicate decreases of **0.22%** and **3.79%** in value and volume, respectively, as compared to **€1,733,962.49 (18.96%)** obtained from the volume of **2,938.612m³ (14.05%)** documented in January 2023. Exports of timber and wood products to the European markets were Lumber (Kiln Dried), Plywood, Briquettes, Processed L/ Mouldings, Rotary Veneer, Lumber (Air Dried) and Sliced Veneer in Wawa, Ceiba, Eucalyptus, Denya, Dahoma, Cedrela, Essa / Celtis, Mahogany, Niangon, Sapele, Koto / Kyere, Odum, Danta, Edinam, Asanfina.

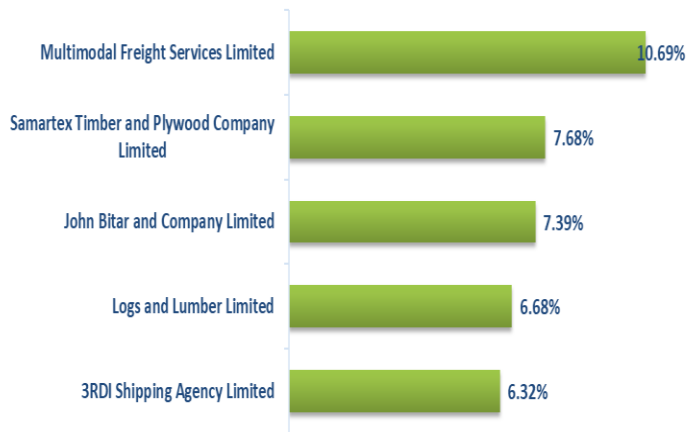
Wood products exported to **Africa** included Plywood (Overland), Lumber (Air Dried), Plywood, Lumber (Kiln Dried), and Sliced Veneer yielded, **€1,065,277.28 (11.45%)** from an exported volume of **2,486.373m³ (12.16%)** in January 2024. The figures indicated decreases of **0.62%** and **10.37%** in value and volume, compared to **€1,071,974.42 (11.72%)** obtained from **2,773.975m³ (13.27%)** recorded in January 2023. Morocco, South Africa, and Egypt were the main destinations for Ghana's wood products, with the ECOWAS sub-region market having the largest share of **€851,932.61 (79.97%)** obtained from **2,054.264m³ (82.62%)**, of the total African wood products exported from Ghana during January 2024 as compared to **€556,082.80 (51.87%)** obtained from **1,590.655m³ (57.34%)** documented in January 2023.

Wood products exported to the **American market** accrued **€1,419,609.05 (15.25%)** from the volume of **1,736.127m³ (8.49%)**, making the fourth topmost destination (in terms of value) for Ghana's wood products export in January 2024 which depict increases of **51.70%** and **16.11%** in value and volume, respectively, compared to **€935,830.31 (10.23%)** obtained from **1,495.213m³ (7.15%)** documented in January 2023. Exports to America were mainly Lumber (Kiln Dried), Rotary Veneer, Plywood, and Sliced Veneer in Wawa, Eucalyptus, Cedrela, Essa / Celtis, Mahogany, Black Ofram, Sapele, Edinam, Black Hyedua.

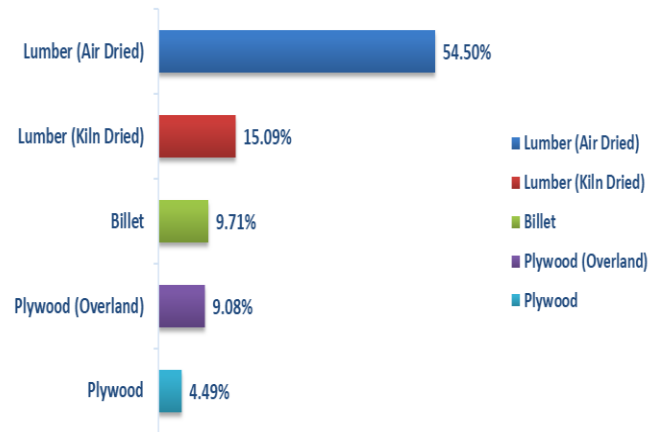
Wood exports to the **Middle East market** accounted for **€220,509.68 (2.37%)** from the volume of **377.219m³ (1.84%)**, making it the fifth topmost destination (in terms of value) for Ghana's wood products export in January 2024. The figures indicated decreases of **33.23%** and **40.18%** in value and volume, respectively, compared to **€330,241.15 (3.61%)** obtained from **630.638m³ (3.02%)** documented in January 2023. Exports to the Middle East were Lumber (Kiln Dried), Lumber (Air Dried), and Sliced Veneer in Teak, Ceiba, Denya, Dahoma, Black Ofram, Sapele, Asanfina, Chenchen, White Ofram, Iroko.

TOP FIVE (5) CATEGORIES FOR THE MONTH OF JANUARY 2024

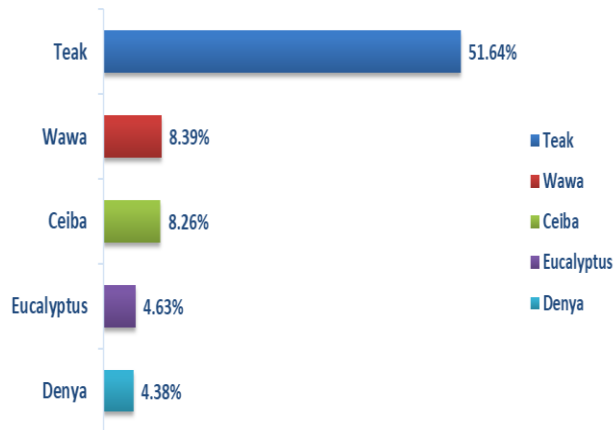
Exporters % Share (January 2024: Top 5)



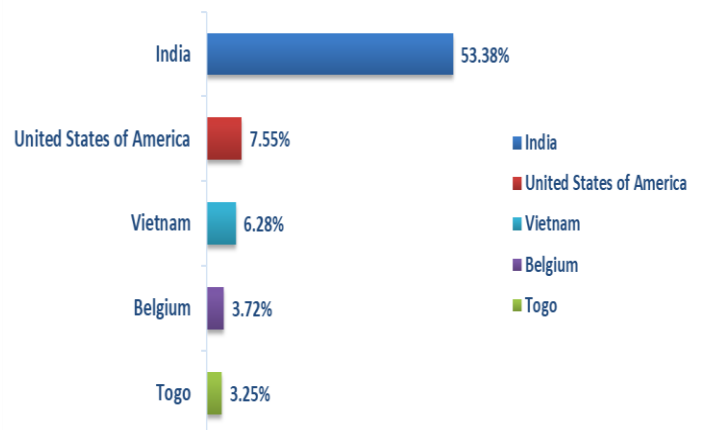
Exported Product % Share (January 2024: Top 5)



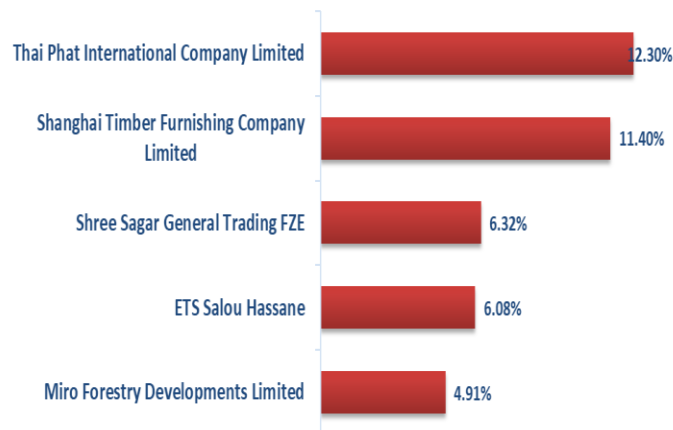
Exported Species % Share (January 2024: Top 5)



Trade Direction % Share (January 2024: Top 5)



Buyers % Share (January 2024: Top 5)



TIMBER AND WOOD PRODUCTS ANALYTICS

Summary Report on Export Products January 2024

PRODUCT	VOLUME (m ³)	VALUE (€)
Lumber (Air Dried)	11,147.527	4,460,522.74
Lumber (Kiln Dried)	3,086.981	2,120,781.40
Plywood (Overland)	1,857.380	769,587.46
Billet	1,986.344	578,066.72
Sliced Veneer	264.472	368,394.92
Rotary Veneer	654.195	332,904.25
Plywood	919.152	329,331.31
Processed L/ Mouldings	266.712	299,538.27
Briquettes	270.000	47,657.21
GRAND TOTAL	20,452.763	9,306,784.28

Leading Exporters of Wood Products for January 2024

Product	Exporter	Volume (m ³)	Value (€)
Lumber (Air Dried)	Multimodal Freight Services Limited	2,186.329	799,243.17
Lumber (Kiln Dried)	Samartex Timber and Plywood Company Limited	602.406	457,180.04
Plywood (Overland)	Logs and Lumber Limited	820.808	309,000.24
Billet	Krish Sun Company Limited	775.500	190,755.86
Sliced Veneer	Ayum Forest Products Limited	103.148	166,482.67
Rotary Veneer	Samartex Timber and Plywood Company Limited	357.072	226,800.51
Plywood	Miro Forestry Ghana Limited	919.152	329,331.31
Processed L/ Mouldings	Samartex Timber and Plywood Company Limited	109.273	152,865.33
Briquettes	Sustainable Biomass Solution Ghana Limited	270.000	47,657.21

Leading Exporters of Top Five (5) Products by Species January 2024

Species	Exporter	Volume (m ³)	Value (€)
Teak	Multimodal Freight Services Limited	2,186.329	799,243.17
Wawa	Logs and Lumber Limited	386.001	181,390.75
Ceiba	Logs and Lumber Limited	733.704	272,644.05
Cedrela	Ayipah Wood Company Limited	297.058	287,773.33
Mahogany	Samartex Timber and Plywood Company Limited	244.677	263,610.97
Denya	West Tropical Trading Enterprise	234.972	118,108.79
Papao / Apa	3RDI Shipping Agency Limited	380.000	321,239.37
Dahoma	Samartex Timber and Plywood Company Limited	222.316	108,699.60
Kako / Ekki	Benediction Company Limited	199.371	100,213.93
Sapele	John Bitar and Company Limited	62.753	101,512.63
Niangon	Samartex Timber and Plywood Company Limited	90.448	82,307.68
Odum	John Bitar and Company Limited	31.176	38,970.00
Koto / Kyere	Ayum Forest Products Limited	28.492	48,679.81
Asanfina	Ayum Forest Products Limited	42.601	55,023.72
Black Ofram	John Bitar and Company Limited	147.345	49,291.83
Gmelina	Krish Sun Company Limited	297.000	43,429.00
Mixed Redwood	John Bitar and Company Limited	89.598	30,677.84
Edinam	Swiss Lumber Company Limited	36.396	21,288.11
Rubberwood	Prestige Innovation and Processing Company Limited	178.507	32,627.87
Ananta	Ghana Primewood Products Limited	38.003	21,281.68
White Ofram	Ayum Forest Products Limited	12.922	29,154.18
Acacia Mangium	Miro Forestry Ghana Limited	3.214	30,515.45
Eucalyptus	Miro Forestry Ghana Limited	28.400	30,515.35
Chenchen	Logs and Lumber Limited	14.572	13,555.56
Essa / Celtis	Specialized Timber Products Limited	26.630	19,761.52
Senya	Delin Wood Limited	73.398	20,123.75
Candollei	Samartex Timber and Plywood Company Limited	24.861	14,768.47
Albizia / Okoro	Samartex Timber and Plywood Company Limited	23.798	14,754.76
Black Hyedua	Fosu and Fosuaa Company Limited	14.354	13,118.26
Danta	Logs and Lumber Limited	23.623	12,938.76
Ofram	John Bitar and Company Limited	19.369	11,137.18
Ohaa	Ayum Forest Products Limited	4.529	8,277.42
Potrodum / Tali Decking	John Bitar and Company Limited	7.981	5,586.70
Iroko	Logs and Lumber Limited	0.571	1,329.25

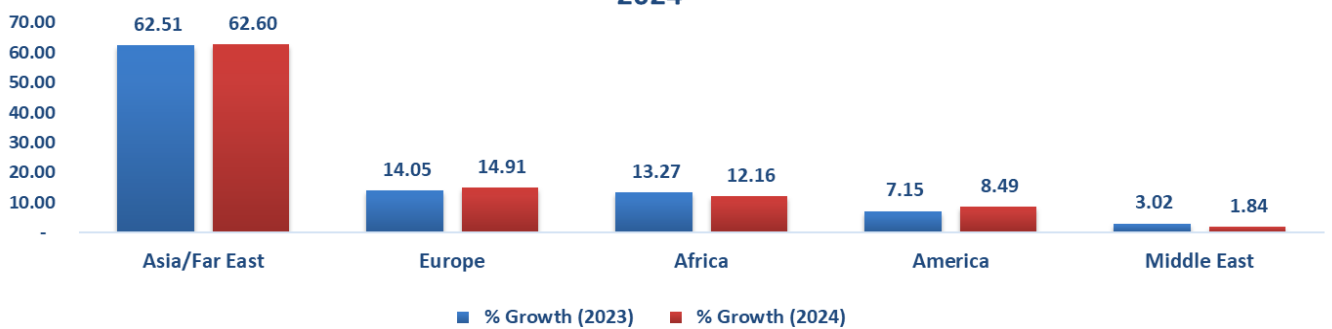
Leading Buyers of Top Five (5) Products by Species January 2024

Species	Buyers	Volume (m ³)	Value (€)
Teak	Shanghai Timber Furnishing Company Limited	2,332.329	868,289.08
Wawa	Somex NV Haven	203.989	88,735.22
Ceiba	ETS Salou Hassane	1,146.662	439,735.58
Cedrela	Overseas Hardwood Company	291.850	272,410.60
Mahogany	Superior Timber and Decking Limited	244.677	263,610.97
Denya	Success Company Limited	234.972	118,108.79
Papao / Apa	Thai Phat International Company Limited	380.000	321,239.37
Dahoma	SC Rezkozan Impex SRL	132.739	64,901.65
Kako / Ekki	Loc Ha Trading Company Limited	199.371	100,213.93
Sapele	Soboplac USA Corperation	34.077	54,293.60
Niangon	Cora Domenico and Figli Spa	90.448	82,307.68
Odum	Wob Timber GMBH	69.615	72,264.39
Koto / Kyere	Angelo Frigerio SAS	15.466	24,578.97
Asanfina	Frigerio Angelo	31.659	44,454.49
Black Ofram	Nana Commerce and Services	133.950	44,741.42
Gmelina	Pan Asia Intercontinental PTE Limited	297.000	43,429.00
Mixed Redwood	Kabore Yacouba	89.598	30,677.84
Edinam	Blue Resources	36.396	21,288.11
Rubberwood	Hong Kong Liangruncheng International	178.507	32,627.87
Ananta	Stockmans Wood Products	57.470	32,475.21
White Ofram	Horst Godderidge Furniere	12.922	29,154.18
Acacia Mangium	Miro Forestry Developments Limited	3.214	30,515.45
Eucalyptus	Miro Forestry Developments Limited	28.400	30,515.35
Chenchen	Arbawood S.A.S Di Francesco Romito & Co.	14.572	13,555.56
Essa / Celtis	Abeds Timber	26.630	19,761.52
Senya	Greenda Industry Limited	73.398	20,123.75
Candollei	SC Rezkozan Impex SRL	24.861	14,768.47
Albizia / Okoro	Somapil Soc Maderas	23.798	14,754.76
Black Hyedua	Baystate Industries	14.354	13,118.26
Danta	ETS Salou Hassane	23.623	12,938.76
Ofram	Stockmans Wood Products	19.369	11,137.18
Ohaa	Coast to Coast Designs PVT Limited	4.529	8,277.42
Potrodum / Tali Decking	Total Wood Sal Mansourieh	7.981	5,586.70
Iroko	Arbawood S.A.S Di Francesco Romito & Co.	0.571	1,329.25

Major Markets of Ghana's Wood Products Exports: January 2023/ 2024: Volume and Value

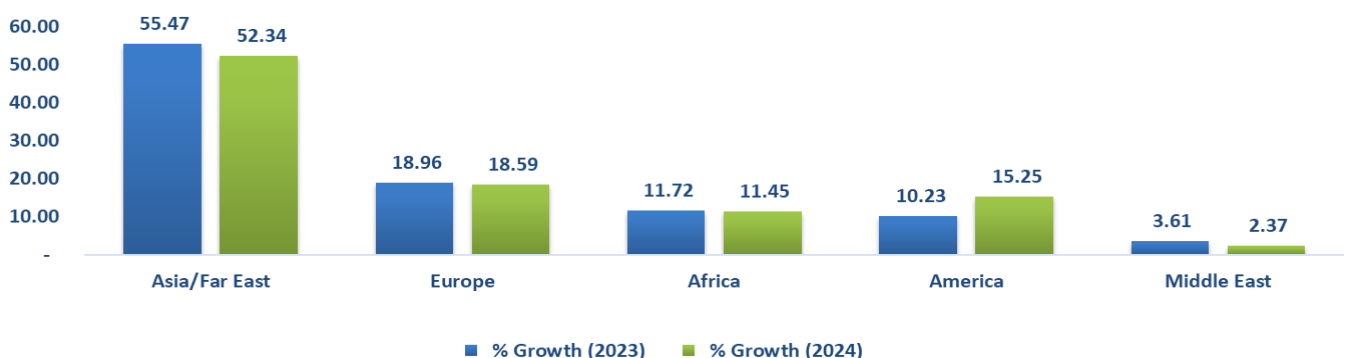
Volume(m ³) in thousands					
CONTINENT	JANUARY 2023 Volume(m ³)	% Growth (2023)	JANUARY 2024 Volume(m ³)	% Growth (2024)	Volume Variation
Asia/Far East	13.071	62.51	12.803	62.60	0.09
Europe	2.939	14.05	3.050	14.91	0.86
Africa	2.774	13.27	2.486	12.16	-1.11
America	1.495	7.15	1.736	8.49	1.34
Middle East	0.631	3.02	0.377	1.84	-1.17
Total	20.909	100.00	20.453	100.00	0.00

% in Volume (m³) for Exports in the Major Markets for January 2023 and January 2024



Values (€) in millions					
CONTINENT	JANUARY 2023 Value (€)	% Growth (2023)	JANUARY 2024 Value (€)	% Growth (2024)	Value Variation
Asia/Far East	5.07	55.47	4.87	52.34	-3.13
Europe	1.73	18.96	1.73	18.59	-0.37
Africa	1.07	11.72	1.07	11.45	-0.28
America	0.94	10.23	1.42	15.25	5.02
Middle East	0.33	3.61	0.22	2.37	-1.24
Total	9.14	100.00	9.31	100.00	0.00

% in Value (€) for Exports in the Major Markets for January 2023 and January 2024



Export of Timber and Wood Products to Ecowas Countries: January 2023/ 2024

ECOWAS COUNTRIES	JANUARY 2023			JANUARY 2024		
	Volume(m ³)	Value (€)	UNIT PRICE	Volume(m ³)	Value (€)	UNIT PRICE
Togo	568.421	192,755.46	339.11	663.942	276,675.03	416.72
Burkina Faso	417.944	120,625.23	288.62	580.632	278,615.00	479.85
Niger	357.216	143,702.10	402.28	648.942	239,066.22	368.39
Benin	247.074	99,000.00	400.69	-	-	-
Senegal	-	-	-	160.748	57,576.36	358.18
TOTAL	1,590.655	556,082.80	349.59	2,054.264	851,932.61	414.71

Comparative Export Statistics for Timber and Wood Products: January 2023 / 2024

PRODUCT	% GROWTH			% GROWTH		
	JANUARY 2023	JANUARY 2024	% Growth in Volume	JANUARY 2023	JANUARY 2024	% Growth in Value
	Volume(m ³)	Volume(m ³)		Value (€)	Value (€)	
Lumber (Air Dried)	11,288.326	11,147.527	-1.25	4,458,868.27	4,460,522.74	0.04
Lumber (Kiln Dried)	3,122.143	3,086.981	-1.13	1,823,814.05	2,120,781.40	16.28
Plywood (Overland)	1,590.655	1,857.380	16.77	556,082.80	769,587.46	38.39
Rotary Veneer	867.278	654.195	-24.57	499,175.10	332,904.25	-33.31
Processed L/ Mouldings	665.893	266.712	-59.95	484,145.70	299,538.27	-38.13
Plywood	983.315	919.152	-6.53	362,967.70	329,331.31	-9.27
Billet	342.992	1,986.344	479.12	113,374.74	578,066.72	409.87
Sliced Veneer	238.721	264.472	10.79	223,224.57	368,394.92	65.03
Teak Logs	1,522.424	-	-100.00	503,231.62	-	-100.00
Briquettes	188.264	270.000	43.42	32,513.79	47,657.21	46.58
Dowels	33.472	-	-100.00	33,472.00	-	-100.00
Boules (Air Dried)	40.394	-	-100.00	30,699.44	-	-100.00
Boules (Kiln Dried)	25.186	-	-100.00	22,919.26	-	-100.00
TOTAL	20,909.063	20,452.763	-2.18	9,144,489.03	9,306,784.28	1.77

Average Unit Price Comparison between January 2023 and January 2024

Species	2023		2024		Average Price (€/m ³)		% Share
	Volume (m ³)	Value (€)	Volume (m ³)	Value (€)	2023	2024	
Mixed Redwood	24.752	34,652.80	125.734	55,446.63	1,400.00	440.98	-68.50%
Gmelina	37.508	17,237.14	350.583	73,944.44	459.56	210.92	-54.10%
Black Ofram	68.157	51,788.39	191.583	77,399.68	759.84	404.00	-46.83%
Senya	128.687	54,690.44	73.398	20,123.75	424.99	274.17	-35.49%
Edinam	104.984	88,248.63	62.267	37,612.26	840.60	604.05	-28.14%
Wawa	2,124.600	1,064,813.52	1,715.504	725,512.89	501.18	422.92	-15.62%
Denya	373.986	204,524.43	895.116	416,285.58	546.88	465.06	-14.96%
Essa / Celtis	564.704	379,573.54	486.562	291,731.74	672.16	599.58	-10.80%
Otie / Ilomba	40.188	19,736.22	0.771	346.95	491.10	450.00	-8.37%
Ananta	34.859	21,450.59	57.470	32,475.21	615.35	565.08	-8.17%

Timber and Wood Products Classification

PRODUCT	JANUARY 2023			JANUARY 2024		
	Volume(m ³)	Value(€)	% Share in Value	Volume(m ³)	Value (€)	% Share in Value
PRIMARY						
Lumber (Air Dried)	11,288.326	4,458,868.27		11,147.527	4,460,522.74	
Billet	342.992	113,374.74		1,986.344	578,066.72	
Teak Logs	1,522.424	503,231.62		-	-	
Boules (Air Dried)	40.394	30,699.44		-	-	
SUBTOTAL	13,194.136	5,106,174.06	55.84	13,133.871	5,038,589.46	54.14
SECONDARY						
Lumber (Kiln Dried)	3,122.143	1,823,814.05		3,086.981	2,120,781.40	
Plywood (Overland)	1,590.655	556,082.80		1,857.380	769,587.46	
Rotary Veneer	867.278	499,175.10		654.195	332,904.25	
Plywood	983.315	362,967.70		919.152	329,331.31	
Sliced Veneer	238.721	223,224.57		264.472	368,394.92	
Briquettes	188.264	32,513.79		270.000	47,657.21	
Boules (Kiln Dried)	25.186	22,919.26		-	-	
SUBTOTAL	7,015.562	3,520,697.26	38.50	7,052.180	3,968,656.56	42.64
TERTIARY						
Processed L/ Mouldings	665.893	484,145.70		266.712	299,538.27	
Dowels	33.472	33,472.00		-	-	
SUBTOTAL	699.365	517,617.70	5.66	266.712	299,538.27	3.22
GRAND TOTAL	20,909.063	9,144,489.03	100.00	20,452.763	9,306,784.28	100.00

EXPORT PERFORMANCE FOR TIMBER AND WOOD PRODUCTS

EXPORTERS PERFORMANCE

LUMBER (AIR DRIED)

EXPORTER	VOLUME (m3)	VALUE (€)
Multimodal Freight Services Limited	2,186.329	799,243.17
Peacrok Company Limited	1,292.500	472,491.47
3RDI Shipping Agency Limited	947.066	528,538.28
Golden Logs Exporters Limited	611.309	223,472.56
Samartex Timber and Plywood Company Limited	502.978	220,567.25
Bombolex Shipping and Logistics Company Limited	399.500	146,042.82
Beghap Company Limited	376.553	137,654.22
Star Exim Ghana Limited	329.000	120,270.56
Arena Resources Limited	329.000	120,270.56
Benediction Company Limited	290.072	145,804.84
West Tropical Trading Enterprise	237.054	126,035.34
Duakron Ghana Limited	237.000	86,638.67
Adehyee World Limited	235.000	85,907.54
Shree Jee Limited	213.500	78,047.91
Akatel Royal Ventures Ltd	211.632	77,365.04
Askraf International Company Limited	211.612	77,357.73
Silver Oak Company Limited	211.525	77,325.93
MKR Commodities Limited	188.000	68,726.03
Prestige Innovation and Processing Company Limited	178.507	32,627.87
Aduamoo Limited Company	172.225	86,568.98
Omar Empire Limited Company	164.500	60,135.28
Star Lumber and Sawmill Ghana Limited	146.000	69,045.90
Nasorp Merchantile Company Limited	141.000	51,544.52
Ibrahim and Sons Company Limited	121.044	57,063.53
Ere Oseiwaa Company Limited	118.675	43,383.31
Krish Sun Company Limited	117.500	42,953.77
Delin Wood Limited	110.829	32,967.11
Xylogi Company Limited	108.174	49,430.65
Greenland Timber Limited	94.000	34,363.02

John Bitar and Company Limited	89.366	52,857.63
Ghana Primewood Products Limited	76.119	41,886.00
Eastwest Exports Limited	71.500	26,137.83
Grandiz Exim Ghana Limited	70.608	25,811.74
Juben Empire Ghana Limited	70.500	25,772.26
Speed Bee Timber Company Limited	70.500	25,772.26
Rock Age Impex Limited	47.000	17,181.51
Logs Court Limited	44.000	20,106.02
Palash International Limited	40.000	33,814.67
Logs and Lumber Limited	38.850	22,157.46
Ack International Export Limited	23.500	8,590.75
Merchant Chains Brokers Limited	23.500	8,590.75
Grand Total	11,147.527	4,460,522.74

LUMBER (KILN DRIED)

EXPORTER	VOLUME (m ³)	VALUE (€)
John Bitar and Company Limited	625.659	417,134.05
Samartex Timber and Plywood Company Limited	602.406	457,180.04
Logs and Lumber Limited	450.239	222,244.64
Ayipah Wood Company Limited	297.058	287,773.33
Sunstex Company Ghana Limited	179.412	117,668.99
Ghana Primewood Products Limited	123.621	89,922.80
West Tropical Trading Enterprise	108.544	54,559.70
Specialized Timber Products Limited	103.352	60,921.92
Ibrahim and Sons Company Limited	97.253	44,736.38
Ayum Forest Products Limited	85.036	40,817.28
Xylogi Company Limited	69.649	35,645.63
Remuntada Company Limited	47.570	40,780.51
Dagnesa Company Limited	46.611	40,139.31
Adras Company Limited	39.745	33,417.48
Nsukot Mining and Timber Company	36.729	30,881.64
Swiss Lumber Company Limited	36.396	21,288.11
Akwadiaso Company Limited	35.877	31,148.93

A.K. Holy Wood Ent. Co Limited	34.861	38,347.10
Abisa Royal Company Limited	34.754	33,917.29
Fosu and Fosuaa Company Limited	32.209	22,256.27
Grand Total	3,086.981	2,120,781.40

BILLET

EXPORTER	VOLUME (m3)	VALUE (€)
Krish Sun Company Limited	775.500	190,755.86
Beloved Knowledge Links Limited	363.000	116,112.27
3RDI Shipping Agency Limited	346.500	110,834.44
Rock Age Impex Limited	253.500	81,086.66
Star Exim Ghana Limited	132.000	42,222.64
Brewmo Limited	99.344	31,777.02
Speed Bee Timber Company Limited	16.500	5,277.83
Grand Total	1,986.344	578,066.72

PLYWOOD

EXPORTER	VOLUME (m3)	VALUE (€)
Miro Forestry Ghana Limited	919.152	329,331.31
Grand Total	919.152	329,331.31

PROCESSED L/ MOULDINGS

EXPORTER	VOLUME (m3)	VALUE (€)
John Bitar and Company Limited	157.439	146,672.94
Samartex Timber and Plywood Company Limited	109.273	152,865.33
Grand Total	266.712	299,538.27

SLICED VENEER

EXPORTER	VOLUME (m3)	VALUE (€)
John Bitar and Company Limited	105.338	133,130.96
Ayum Forest Products Limited	103.148	166,482.67
Logs and Lumber Limited	55.986	68,781.29
Grand Total	264.472	368,394.92

PLYWOOD (OVERLAND)

EXPORTER	VOLUME (m3)	VALUE (€)
Logs and Lumber Limited	820.808	309,000.24
Jussak Company Limited	595.360	243,351.32
John Bitar and Company Limited	236.943	79,969.67
Wood Pillar Limited	119.072	45,720.00
Miro Forestry Ghana Limited	85.197	91,546.23
Grand Total	1,857.380	769,587.46

ROTARY VENEER

EXPORTER	VOLUME (m3)	VALUE (€)
Samartex Timber and Plywood Company Limited	357.072	226,800.51
John Bitar and Company Limited	297.123	106,103.74
Grand Total	654.195	332,904.25

BRIQUETTES

EXPORTER	VOLUME (m3)	VALUE (€)
Sustainable Biomass Solution Ghana Limited	270.000	47,657.21
Grand Total	270.000	47,657.21

MOVING SPECIES

LUMBER (AIR DRIED)

SPECIES	VOLUME (m3)	VALUE (€)
Teak	8,871.500	3,268,320.19
Denya	803.026	366,305.20
Papao / Apa	440.075	372,024.77
Dahoma	359.875	177,763.84
Kako / Ekki	235.550	118,399.33
Rubberwood	178.507	32,627.87
Wawa	94.856	42,225.89
Senya	73.398	20,123.75
Candollei	24.861	14,768.47
Albizia / Okoro	23.798	14,754.76
Niangon	23.078	22,567.00
Ananta	19.003	10,641.68
Grand Total	11,147.527	4,460,522.74

LUMBER (KILN DRIED)

SPECIES	VOLUME (m3)	VALUE (€)
Wawa	1,325.027	618,498.34
Cedrela	511.860	509,289.09
Mahogany	394.299	401,463.22
Dahoma	163.600	90,108.81
Niangon	102.717	94,208.61
Odum	100.791	111,234.39
Denya	92.090	49,980.38
Koto / Kyere	67.284	44,919.16
Kako / Ekki	54.372	27,330.11
Essa / Celtis	40.882	25,791.02
Ananta	38.467	21,833.53
Edinam	36.396	21,288.11
Mixed Redwood	36.136	24,768.79
Sapele	35.877	31,148.93
Ceiba	27.624	9,938.77
Ofram	19.369	11,137.18
Black Ofram	17.855	9,138.00

Black Hyedua	14.354	13,118.26
Potrodum / Tali Decking	7.981	5,586.70
Grand Total	3,086.981	2,120,781.40

BILLET

SPECIES	VOLUME (m3)	VALUE (€)
Teak	1,689.344	534,637.72
Gmelina	297.000	43,429.00
Grand Total	1,986.344	578,066.72

PLYWOOD

SPECIES	VOLUME (m3)	VALUE (€)
Eucalyptus	919.152	329,331.31
Grand Total	919.152	329,331.31

PROCESSED L/ MOULDINGS

SPECIES	VOLUME (m3)	VALUE (€)
Hotrohoto / Fotie	53.095	60,512.49
Danta	50.361	65,751.35
Makore	36.904	58,689.03
Ofram	36.902	20,296.10
Sapele	26.832	37,296.45
Wawa	25.621	17,131.45
Wawabima/Sterculia	13.101	14,607.60
Niangon	10.289	15,433.50
Dahoma	7.818	6,515.00
Ceiba	5.018	2,958.35
Otie / Ilomba	0.771	346.95
Grand Total	266.712	299,538.27

SLICED VENEER

SPECIES	VOLUME (m3)	VALUE (€)
Sapele	72.064	112,029.98
Asanfina	61.435	84,333.43
Koto / Kyere	47.513	60,093.15
Chenchen	35.723	28,047.81
White Ofram	13.924	30,985.01
Ceiba	10.641	8,487.52
Mahogany	8.684	17,820.60
Black Ofram	4.950	9,048.60
Ohaa	4.529	8,277.42
Edinam	4.438	7,942.15
Iroko	0.571	1,329.25
Grand Total	264.472	368,394.92

PLYWOOD (OVERLAND)

SPECIES	VOLUME (m3)	VALUE (€)
Ceiba	1,437.495	553,227.86
Black Ofram	168.778	59,213.07
Mixed Redwood	89.598	30,677.84
Gmelina	53.583	30,515.44
Mahogany	31.256	13,601.70
Eucalyptus	28.400	30,515.35
Danta	23.623	12,938.76
Edinam	21.433	8,382.00
Acacia Mangium	3.214	30,515.45
Grand Total	1,857.380	769,587.46

ROTARY VENEER

SPECIES	VOLUME (m3)	VALUE (€)
Essa / Celtis	445.680	265,940.72
Ceiba	208.515	66,963.53
Grand Total	654.195	332,904.25

BRIQUETTES

SPECIES	VOLUME (m3)	VALUE (€)
Wawa	270.000	47,657.21
Grand Total	270.000	47,657.21

DIRECTION OF TRADE

LUMBER (AIR DRIED)

DESTINATION	VOLUME (m3)	VALUE (€)
India	8,870.425	3,284,164.46
Vietnam	1,175.187	691,900.85
Egypt	313.465	153,758.70
China	289.336	65,594.98
United Arab Emirates	172.225	86,568.98
Belgium	76.119	41,886.00
Bangladesh	75.583	37,991.83
United Kingdom	45.461	19,071.70
Singapore	44.000	20,106.02
Saudi Arabia	33.455	19,109.29
Portugal	23.798	14,754.76
Greece	23.078	22,567.00
Turkey	5.395	3,048.18
Grand Total	11,147.527	4,460,522.74

LUMBER (KILN DRIED)

DESTINATION	VOLUME (m3)	VALUE (€)
United States of America	986.001	929,675.85
Germany	479.266	225,706.13
Belgium	432.449	220,859.01
Finland	142.933	84,330.47
United Kingdom	135.616	108,927.20
Vietnam	108.544	54,559.70
China	95.858	36,794.35

Turkey	91.978	52,860.87
Ireland	90.682	43,527.36
Italy	90.448	82,307.68
United Arab Emirates	69.649	35,645.63
Saudi Arabia	63.917	38,145.78
Estonia	45.616	22,808.00
India	45.506	20,477.70
Greece	42.303	28,218.33
Dominican Republic	36.396	21,288.11
Togo	36.136	24,768.79
Canada	35.877	31,148.93
Spain	31.176	38,970.00
Egypt	26.630	19,761.52
Grand Total	3,086.981	2,120,781.40

BILLET

DESTINATION	VOLUME (m3)	VALUE (€)
India	1,986.344	578,066.72
Grand Total	1,986.344	578,066.72

PLYWOOD

DESTINATION	VOLUME (m3)	VALUE (€)
Cyprus	225.048	80,606.99
United States of America	164.035	58,927.05
Senegal	160.748	57,576.36
Germany	127.069	46,207.36
Italy	76.556	27,295.77
Bulgaria	72.731	25,799.67
South Africa	54.814	19,321.88
United Kingdom	38.151	13,596.23
Grand Total	919.152	329,331.31

PROCESSED L/ MOULDINGS

DESTINATION	VOLUME (m3)	VALUE (€)
Belgium	188.408	221,379.48
Bulgaria	41.721	49,877.80
Germany	36.583	28,280.99
Grand Total	266.712	299,538.27

SLICED VENEER

DESTINATION	VOLUME (m3)	VALUE (€)
Italy	89.091	130,139.31
United States of America	68.138	112,628.39
Lebanon	37.973	41,040.00
Morocco	37.200	20,502.57
Belgium	17.309	38,449.30
India	14.761	25,635.34
Grand Total	264.472	368,394.92

PLYWOOD (OVERLAND)

DESTINATION	VOLUME (m3)	VALUE (€)
Niger	648.942	239,066.22
Togo	627.806	251,906.24
Burkina Faso	580.632	278,615.00
Grand Total	1,857.380	769,587.46

ROTARY VENEER

DESTINATION	VOLUME (m3)	VALUE (€)
United States of America	326.656	175,111.74
Greece	122.436	39,592.52
Canada	119.024	90,828.98
Belgium	45.768	14,874.60
Spain	40.311	12,496.41
Grand Total	654.195	332,904.25

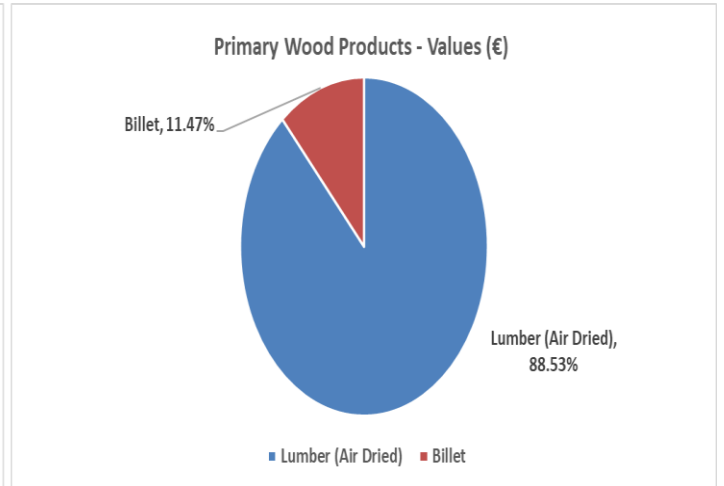
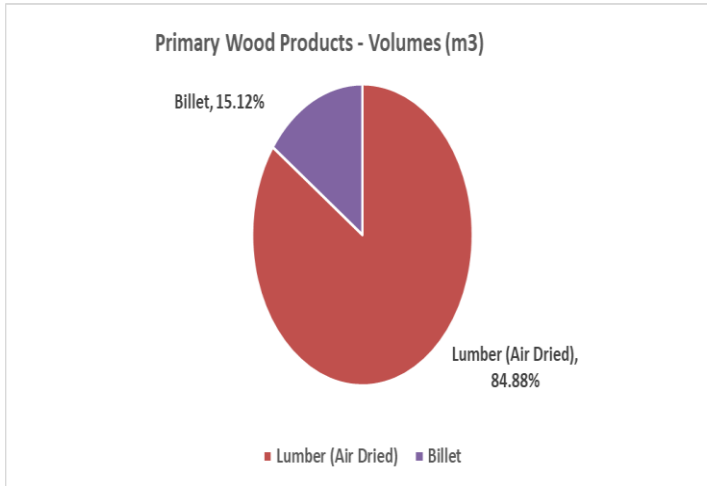
BRIQUETTES

DESTINATION	VOLUME (m3)	VALUE (€)
United Kingdom	157.500	27,835.00
Ireland	112.500	19,822.21
Grand Total	270.000	47,657.21

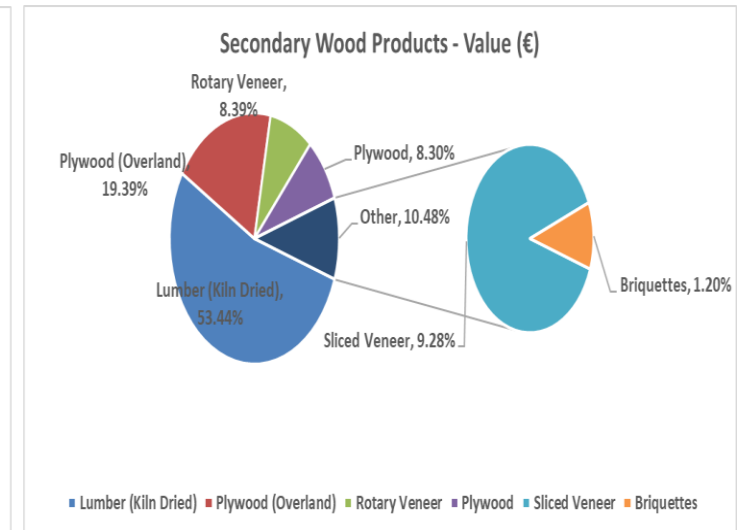
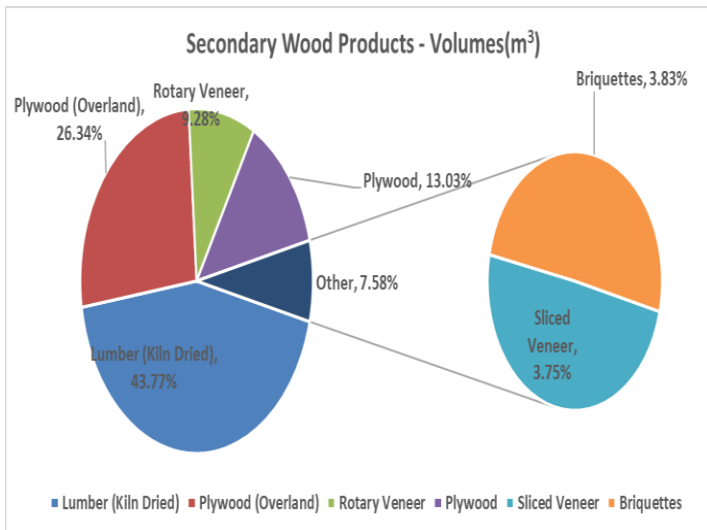
APPENDIX

PRODUCT CLASSIFICATION

Primary Product

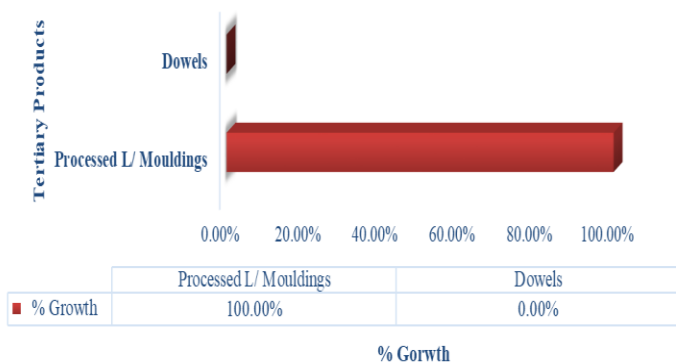


Secondary Product

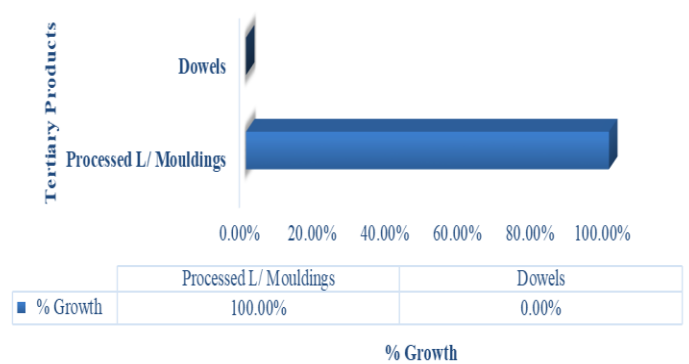


Tertiary Product

Cumulative Volumes (m³) for Tertiary Wood Products - January 2024



Cumulative Values (€) for Tertiary Wood Products - January 2024



GHANA FORESTRY COMMISSION

V
I
S
I
O
N

“TO LEAVE FUTURE
GENERATIONS AND ITS
COMMUNITIES WITH RICHER,
BETTER, MORE VALUABLE
FORESTRY AND WILDLIFE
ENDOWMENTS THAN WE
INHERITED.”

M
I
S
S
I
O
N

“TO SUSTAINABLY
DEVELOP AND MANAGE
GHANA’S FORESTRY
AND WILDLIFE
RESOURCES.”