



REPORT ON EXPORT OF GHANA'S TIMBER AND WOOD PRODUCTS

JUNE 2024

Table of Contents: Ghana's Timber and Wood Products Export

REPORT ON EXPORT OF GHANA'S TIMBER AND WOOD PRODUCTS, JUNE 2024.....	3
SUMMARY OF WOOD PRODUCTS EXPORT	3
TOP FIVE (5) CATEGORIES FOR THE MONTH OF JUNE 2024	5
TIMBER AND WOOD PRODUCTS ANALYTICS	6
Summary Report on Export Products June 2024	6
Leading Exporters of Wood Products for June 2024	6
Leading Exporters of Top Five (5) Products by Species June 2024	7
Leading Buyers of Top Five (5) Products by Species June 2024	8
Major Markets of Ghana's Wood Products Exports: Jan-June 2023/ 2024: Volume and Value	9
Export of Timber and Wood Products to Ecowas Countries: Jan-June 2023/ 2024	10
Comparative Export Statistics for Timber and Wood Products: Jan-June 2023 / 2024	10
Average Unit Price Comparison between Jan-June 2023 and Jan-June 2024.....	11
Timber and Wood Products Classification	11
APPENDIX	12
PRODUCT CLASSIFICATION	12
TREND ANALYSIS ON EXPORT TRADE FOR JAN-JUNE 2024.....	13

REPORT ON EXPORT OF GHANA'S TIMBER AND WOOD PRODUCTS, JUNE 2024

SUMMARY OF WOOD PRODUCTS EXPORT

Export of Ghana's Timber and Wood Products for the month of June 2024 secured an amount of **€9,147,205.79** in value from the volume of **21,126.359m³** which represent a decrease of **24.40%** in value and a decrease of **18.31%** in volume, as compared to an amount of **€12,100,016.00** realized from the volume of **25,862.898m³** documented in June 2023.

Out of Seventy-four (74) Exporters recorded in June 2024. Peacrok Company Limited, 3RDI Shipping Agency Limited, Samartex Timber and Plywood Company Limited, John Bitar and Company Limited, and Golden Logs Exporters Limited were the topmost five [5] who exported Eleven (11) different wood products in Forty-three (43) Species to Thirty-three (33) different countries and sold to Ninety-four (94) diverse Buyers.

The top five [5] wood products exported were Lumber (Air Dried), Lumber (Kiln Dried), Billet, Plywood (Overland), and Rotary Veneer.

The top five [5] Species with regards to, volumes harvested were Teak, Wawa, Ceiba, Denya, and Niangon.

The top [5] favourite destinations were India, Vietnam, Niger, Belgium, and United States of America.

The top five [5] Buyers in that same period under review were Thai Phat International Company Limited, Shree Sagar General Trading FZE, Shanghai Timber Furnishing Company Limited, ETS Salou Hassane, and Pan Asia Intercontinental PTE Limited.

Cumulatively, Ghana secured **€60,583,834.31** from the export of **133,125.827m³** in January - June 2024. Comparatively, in the previous year for the same period under review **€70,534,416.61** was obtained from the export of **155,421.875m³** representing a decrease of **14.11%** in value and a decrease of **14.35%** in volume respectively.

However, the overall Average Unit Price increased from **€454/m³** in January - June 2023 to **€455/m³** in the period of January - June 2024, representing an increase of **0.28%**.

Primary Products (Billet, Boules (Air Dried), Kindling, Lumber (Air Dried), Rollboard, and Teak Logs) accrued **€34,347,461.66 (56.69%)** from **87,035.163m³ (65.38%)** of the total export of wood products from January - June 2024. The figures indicate a decrease of **14.90%** in volume and a decrease of **13.18%** in value respectively compared to the timber export figures from January - June 2023 of **102,278.088m³ (65.81%)** valued at **€39,561,843.67 (56.09%)**.

Secondary Wood Products comprising of Boules (Kiln Dried), Briquettes, Lumber (Kiln Dried), Plywood, Plywood (Overland), Rotary Veneer, and Sliced Veneer formed the bulk of the country's wood export which generated **€23,312,272.53 (38.48%)** from a volume of **42,999.446m³ (32.30%)** from January - June 2024. The figures indicate a decrease of **11.57%** in volume and a decrease of **13.64%** in value respectively compared to the timber export figures from January - June 2023 of **48,627.310m³ (31.29%)** valued at **€26,994,575.59 (38.27%)**.

Tertiary Wood Products: Processed L/ Mouldings contributed **€2,924,100.11 (4.83%)** from a volume of **3,091.218m³ (2.32%)** to the total wood products export from January - June 2024. Moreover, the figures indicate a decrease of **31.56%** in volume and a decrease of **26.49%** in value respectively compared to the timber export figures from January - June 2023 of **4,516.477m³ (2.91%)** valued at **€3,977,997.35 (5.64%)**.

In the direction of Trade, exports to Asia/Far East countries (favourite destinations) were **€33,126,566.11 (54.68%)** obtained from **85,070.301m³ (63.90%)** during June 2024 which indicated a decrease of **12.28%** in value and a decrease of **12.79%** in volume, compared to **€37,766,006.11 (53.54%)** obtained from the volume of **97,543.488m³ (62.76%)** documented in June 2023. Exports of timber products to the Asia/Far East market included Lumber (Air Dried), Billet, Teak Logs, Lumber (Kiln Dried), Sliced Veneer, and Processed L/ Mouldings in Teak, Papao / Apa, Denya, Kako / Ekki, Wawa, Senya, Koto / Kyere, Rubberwood, Edinam, Cedrela, Gmelina, Chenchen, Dahoma, Yaya, Ohaa, Mahogany, Essa / Celtis, Ceiba, Potrodum / Tali Decking

Ghana's export to **Europe** accrued **€13,084,226.34 (21.60%)** from **20,961.021m³ (15.75%)** to be the second major destination (in terms of value) for Ghana's wood products export during June 2024. The figures indicate a decrease of **20.71%** in value and a decrease of **17.56%** in volume, respectively, as compared to **€16,500,761.05 (23.39%)** obtained from the volume of **25,425.897m³ (16.36%)** documented in June 2023. Exports of timber and wood products to the European markets were Boules (Air Dried), Boules (Kiln Dried), Briquettes, Kindling, Lumber (Air Dried), Lumber (Kiln Dried), Plywood, Processed L/ Mouldings, Rollboard, Rotary Veneer, and Sliced Veneer in Wawa, Niangon, Eucalyptus, Asanfina / Anigre, Ceiba, Odum, Sapele, Denya, Dahoma, Koto / Kyere, Makore, Chenchen, Hotrohotro / Fotie, Emire, Utile.

Wood products exported to **Africa** included Lumber (Air Dried), Lumber (Kiln Dried), Plywood, Plywood (Overland), Rotary Veneer, and Sliced Veneer generated, **€5,415,246.66 (8.94%)** from an exported volume of **13,175.392m³ (9.90%)** in June 2024. The figures indicated a decrease of **25.76%** in value and a decrease of **26.75%** in volume, compared to **€7,294,120.74 (10.34%)** obtained from **17,986.965m³ (11.57%)** recorded in June 2023. Egypt, Morocco, Benin, South Africa, and Mozambique were the main destinations for Ghana's wood products, with the ECOWAS sub-region market having the largest share of **€3,849,751.90 (71.09%)** obtained from **10,277.141m³ (78.00%)**, of the total African wood products exported from Ghana during June 2024 as compared to **€5,456,693.27 (74.81%)** obtained from **14,357.524m³ (79.82%)** documented in June 2023.

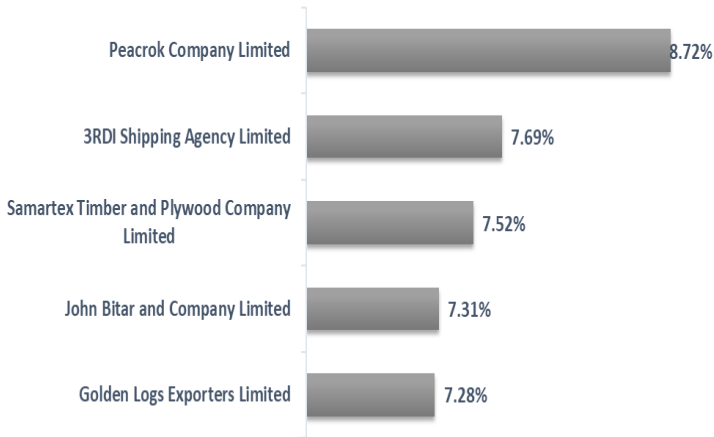
Wood products exported to the **American market** accrued **€5,589,609.13 (9.23%)** from the volume of **7,168.660m³ (5.38%)**, making the fourth topmost destination (in terms of value) for Ghana's wood products export in June 2024 which depict increases of **9.72%** and **10.19%** in value and volume, respectively, compared to **€5,094,409.11 (7.22%)** obtained from **6,505.824m³ (4.19%)** documented in June 2023. Exports to America were mainly Lumber (Kiln Dried), Plywood, Processed L/ Mouldings, Rotary Veneer, and Sliced Veneer in Mahogany, Cedrela, Essa / Celtis, Sapele, Eucalyptus, Ceiba, Black Hyedua, Edinam, Black Ofram, Otie / Ilomba, Wawa, Asanfina / Anigre, Ofram, Ogea, Papao / Apa.

Wood exports to the **Middle East market** accounted for **€3,342,407.14 (5.52%)** from the volume of **6,712.262m³ (5.04%)**, making it the fifth topmost destination (in terms of value) for Ghana's wood products export in June 2024. The figures indicated a decrease of **12.79%** in value and a decrease of **15.22%** in volume, respectively, compared to **€3,832,786.92 (5.43%)** obtained from **7,917.551m³ (5.09%)** documented in June 2023. Exports to the Middle East were Lumber (Air Dried), Lumber (Kiln Dried), Plywood, Rotary Veneer, and Sliced Veneer in Denya, Eucalyptus, Wawa, Dahoma, Odum, Kako / Ekki, Chenchen, Black Ofram, Edinam, Teak, Essa / Celtis, White Ofram, Ceiba, Cedrela, Ofram

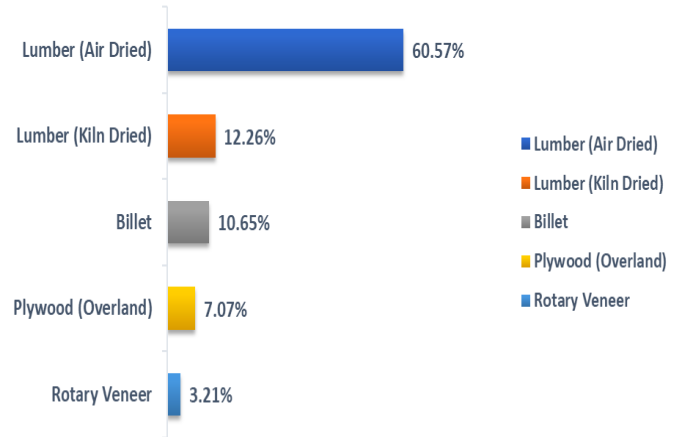
Wood exports to the **Oceania market** were **€25,778.93 (0.04%)** obtained from **38.191m³ (0.03%)** during June 2024 which indicated a decrease of **44.36%** in value and a decrease of **9.39%** in volume, compared to **€46,332.69 (0.07%)** obtained from the volume of **42.150m³ (0.03%)** documented in June 2023. Exports of timber products to Oceania included Lumber (Kiln Dried) in Koto / Kyere.

TOP FIVE (5) CATEGORIES FOR THE MONTH OF JUNE 2024

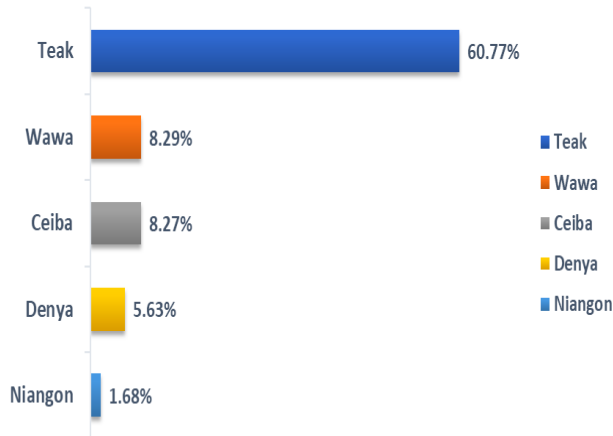
Exporters % Share (June 2024: Top 5)



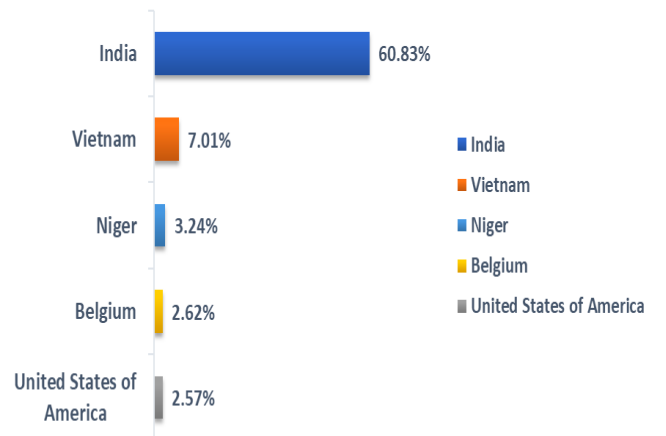
Exported Product % Share (June 2024: Top 5)



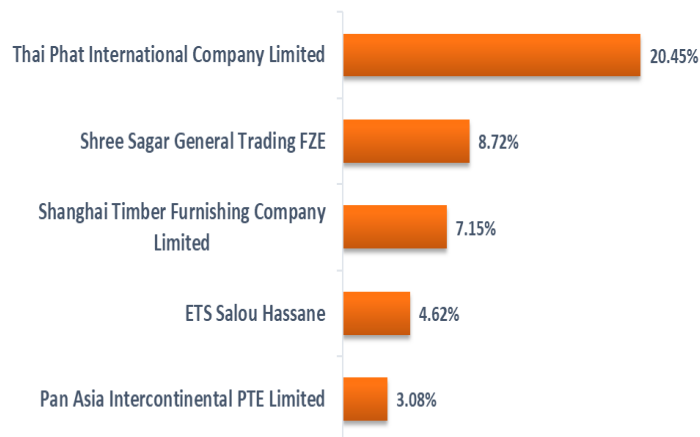
Exported Species % Share (June 2024: Top 5)



Trade Direction % Share (June 2024: Top 5)



Buyers % Share (June 2024: Top 5)



TIMBER AND WOOD PRODUCTS ANALYTICS

Summary Report on Export Products June 2024

PRODUCT	JUNE 2024		CUMULATIVE: JAN-JUNE 2024	
	VOLUME (m ³)	VALUE (€)	VOLUME (m ³)	VALUE (€)
Lumber (Air Dried)	12,796.898	5,060,779.69	73,835.971	29,993,478.08
Lumber (Kiln Dried)	2,589.820	1,458,830.39	17,793.251	11,226,960.07
Billet	2,250.010	723,926.77	6,635.057	2,043,183.13
Sliced Veneer	537.849	572,075.01	2,965.283	3,399,016.42
Plywood (Overland)	1,493.984	495,964.69	8,987.729	3,390,645.18
Processed L/ Mouldings	354.504	355,876.89	3,091.218	2,924,100.11
Rotary Veneer	678.087	331,182.73	4,632.471	2,267,058.63
Boules (Kiln Dried)	55.034	50,080.94	226.245	197,379.35
Briquettes	180.000	39,940.65	1,305.000	268,802.97
Plywood	165.110	37,244.49	7,089.467	2,562,409.92
Boules (Air Dried)	25.063	21,303.55	390.073	312,237.79
Teak Logs	-	-	6,086.798	1,974,519.10
Kindling	-	-	75.979	22,219.34
Rollboard	-	-	11.285	1,824.22
GRAND TOTAL	21,126.359	9,147,205.79	133,125.827	60,583,834.31

Leading Exporters of Wood Products for June 2024

Product	Exporter	Volume (m ³)	Value (€)
Lumber (Air Dried)	Peacrok Company Limited	1,809.550	665,384.56
Lumber (Kiln Dried)	John Bitar and Company Limited	551.466	344,799.12
Billet	Krish Sun Company Limited	1,006.500	323,835.13
Sliced Veneer	Logs and Lumber Limited	183.962	182,210.83
Plywood (Overland)	Jussak Company Limited	532.848	180,989.86
Processed L/ Mouldings	Samartex Timber and Plywood Company Limited	83.557	114,280.35
Rotary Veneer	John Bitar and Company Limited	440.039	167,060.30
Boules (Kiln Dried)	Samartex Timber and Plywood Company Limited	55.034	50,080.94
Briquettes	Sustainable Biomass Solution Ghana Limited	180.000	39,940.65
Plywood	Techno Timber Company Limited	165.110	37,244.49
Boules (Air Dried)	Samartex Timber and Plywood Company Limited	25.063	21,303.55

Leading Exporters of Top Five (5) Products by Species June 2024

Species	Exporter	Volume (m ³)	Value (€)
Teak	Peacrok Company Limited	1,842.550	676,002.11
Wawa	Logs and Lumber Limited	449.320	196,233.50
Denya	Samartex Timber and Plywood Company Limited	578.795	218,147.77
Ceiba	Jussak Company Limited	532.848	180,989.86
Papao / Apa	Greenland Timber Limited	140.027	119,068.16
Asanfina / Anigre	Mondial Veneer Ghana Limited	100.867	120,730.28
Niangon	Ghana Primewood Products Limited	49.827	35,205.67
Mahogany	John Bitar and Company Limited	84.014	91,348.61
Cedrela	Ayipah Wood Company Limited	47.839	46,615.47
Mixed Redwood	John Bitar and Company Limited	188.125	70,809.95
Edinam	Samartex Timber and Plywood Company Limited	64.753	54,763.33
Koto / Kyere	Logs and Lumber Limited	68.934	64,533.00
Black Ofram	John Bitar and Company Limited	69.445	33,397.12
Odum	Samartex Timber and Plywood Company Limited	37.474	48,348.94
Chenchen	Logs and Lumber Limited	56.391	49,610.93
Senya	Green Nations Limited	126.436	52,302.86
Dahoma	John Bitar and Company Limited	44.317	20,369.60
Rubberwood	Prestige Innovation and Processing Company Limited	217.099	39,914.43
Ofram	John Bitar and Company Limited	36.957	25,869.90
Makore	John Bitar and Company Limited	16.024	18,203.84
Essa / Celtis	John Bitar and Company Limited	13.704	19,186.60
Sapele	John Bitar and Company Limited	18.552	28,655.37
Emire	Logs and Lumber Limited	37.139	23,768.96
Utile	Buadac Company Limited	35.151	31,666.93
Ohaa	Logs and Lumber Limited	11.081	22,372.19
White Ofram	Logs and Lumber Limited	48.978	17,810.67
Kako / Ekki	SAM-K Limited	43.520	24,882.00
Avodire	John Bitar and Company Limited	33.259	18,272.04
Black And White Ofram	John Bitar and Company Limited	21.336	16,584.52
Albizia / Okoro	Xylogi Company Limited	24.112	13,261.60
Kusia / Bilinga	Ghana Primewood Products Limited	14.739	11,054.25
Potrodum / Tali Decking	Samartex Timber and Plywood Company Limited	19.811	9,899.30
Yaya	Samartex Timber and Plywood Company Limited	12.778	7,454.26
Walnut / Lova	John Bitar and Company Limited	3.571	6,201.26
Gmelina	Askraf International Company Limited	23.500	5,508.71
Black Hyedua	Kabre Brothers Limited	3.427	3,150.33
Mansonia	John Bitar and Company Limited	0.816	1,126.51
Acacia Mangium	Miro Forestry Ghana Limited	30.268	39.54
Eucalyptus	Miro Forestry Ghana Limited	30.268	39.54

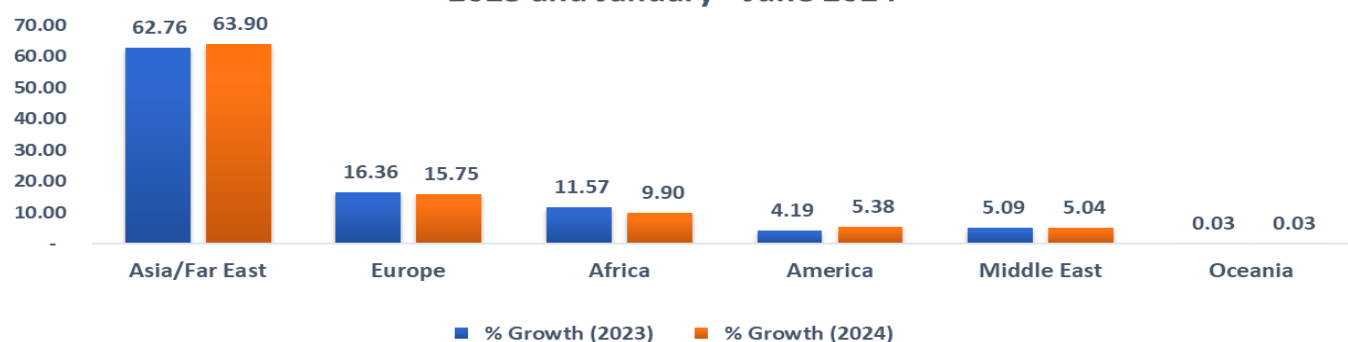
Leading Buyers of Top Five (5) Products by Species June 2024

Species	Buyers	Volume (m ³)	Value (€)
Teak	Thai Phat International Company Limited	4,297.355	1,547,313.28
Wawa	Stockmans Wood Products	131.155	81,526.72
Denya	Dai Loi Trading Company Limited	405.496	152,831.39
Ceiba	ETS Salou Hassane	949.601	324,445.31
Papao / Apa	Central National Asia Limited	140.027	119,068.16
Asanfina / Anigre	Nevem SRL	100.867	120,730.28
Niangon	Treemex Holz Import and Export GMBH	85.645	62,807.40
Mahogany	NHG Timber Limited	70.214	66,163.49
Cedrela	Overseas Hardwood Company	47.839	46,615.47
Mixed Redwood	Sicor Empreendimentos	125.031	65,016.12
Edinam	Superior Timber and Decking Limited	64.753	54,763.33
Koto / Kyere	Wob Timber GMBH	48.479	33,743.28
Black Ofram	Treemex Holz Import and Export GMBH	42.496	25,497.60
Odum	African Limited	34.714	45,128.20
Chenchen	Keflico A/S	45.090	37,574.76
Senya	Success Company Limited	126.436	52,302.86
Dahoma	Elforsan 2000 for Import and Export	44.317	20,369.60
Rubberwood	Hong Kong Liangruncheng International	217.099	39,914.43
Ofram	Stockmans Wood Products	36.957	25,869.90
Makore	Wob Timber GMBH	18.743	15,744.12
Essa / Celtis	Mondolegno Srl	13.704	19,186.60
Sapele	Soboplac USA Corperation	18.552	28,655.37
Emire	CP Timber Limited	37.139	23,768.96
Utile	Mourao Wood LDA	35.151	31,666.93
Ohaa	Century Plyboards Limited	8.947	17,945.36
White Ofram	Arbawood S.A.S Di Francesco Romito & Co.	48.978	17,810.67
Kako / Ekki	Treemex Holz Import and Export GMBH	43.520	24,882.00
Avodire	Total Wood Sal Mansourieh	33.259	18,272.04
Black And White Ofram	Goodwood Egyptian Lebanese Company	21.336	16,584.52
Albizia / Okoro	Mourao Wood LDA	24.112	13,261.60
Kusia / Bilinga	Stockmans Wood Products	14.739	11,054.25
Potrodum / Tali Decking	Vietnam Forest Corporation	19.811	9,899.30
Yaya	Madeira S A	12.778	7,454.26
Walnut / Lovo	Total Wood Sal Mansourieh	3.078	5,540.79
Gmelina	Thai Phat International Company Limited	23.500	5,508.71
Black Hyedua	Baystate Industries	3.427	3,150.33
Mansonia	Goodwood Egyptian Lebanese Company	0.816	1,126.51
Acacia Mangium	Miro Forestry Development Limited	30.268	39.54
Eucalyptus	Miro Forestry Development Limited	30.268	39.54

Major Markets of Ghana's Wood Products Exports: Jan-June 2023/ 2024: Volume and Value

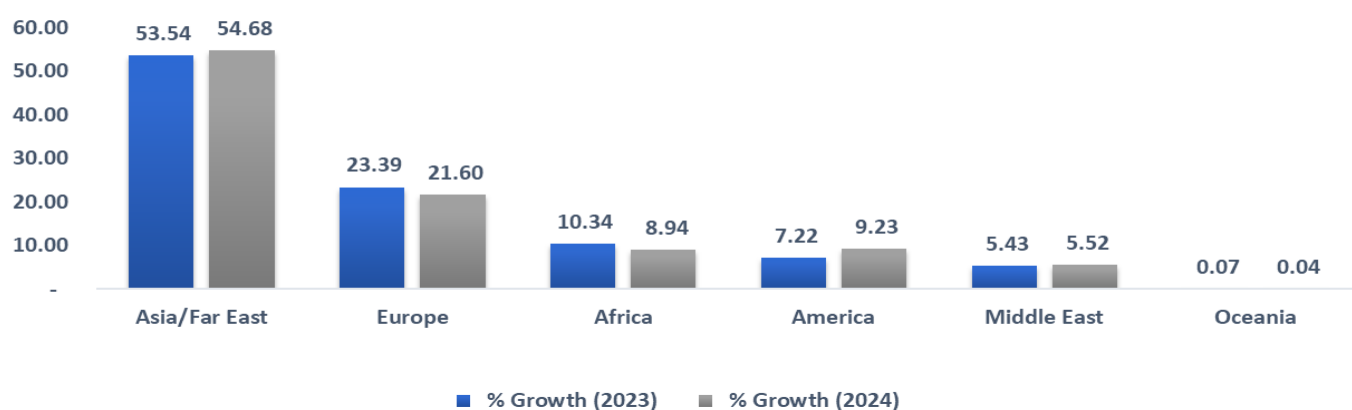
Volume(m ³) in thousands					
CONTINENT	JAN-JUNE 2023 Volume(m ³)	% Growth (2023)	JAN-JUNE 2024 Volume(m ³)	% Growth (2024)	Volume Variation
Asia/Far East	97.543	62.76	85.070	63.90	1.14
Europe	25.426	16.36	20.961	15.75	-0.61
Africa	17.987	11.57	13.175	9.90	-1.68
America	6.506	4.19	7.169	5.38	1.20
Middle East	7.918	5.09	6.712	5.04	-0.05
Oceania	0.042	0.03	0.038	0.03	0.00
Total	155.422	100.00	133.126	100.00	0.00

% in Volume (m³) for Exports in the Major Markets for January - June 2023 and January - June 2024



Values (€) in millions					
CONTINENT	JAN-JUNE 2023 Value (€)	% Growth (2023)	JAN-JUNE 2024 Value (€)	% Growth (2024)	Value Variation
Asia/Far East	37.77	53.54	33.13	54.68	1.14
Europe	16.50	23.39	13.08	21.60	-1.80
Africa	7.29	10.34	5.42	8.94	-1.40
America	5.09	7.22	5.59	9.23	2.00
Middle East	3.83	5.43	3.34	5.52	0.08
Oceania	0.05	0.07	0.03	0.04	-0.02
Total	70.53	100.00	60.58	100.00	0.00

% in Value (€) for Exports in the Major Markets for January - June 2023 and January - June 2024



Export of Timber and Wood Products to Ecowas Countries: Jan-June 2023/ 2024

ECOWAS COUNTRIES	JAN-JUNE 2023			JAN-JUNE 2024		
	Volume(m ³)	Value (€)	UNIT PRICE	Volume(m ³)	Value (€)	UNIT PRICE
Togo	3,838.134	1,506,676.25	392.55	2,860.684	1,137,107.58	397.49
Burkina Faso	3,962.392	1,526,636.99	385.28	2,669.225	1,027,607.68	384.98
Niger	2,469.960	969,816.57	392.64	2,491.583	888,442.83	356.58
Senegal	2,979.828	1,090,689.21	366.02	727.728	241,939.22	332.46
Mali	417.102	107,287.92	257.22	646.267	241,309.54	373.39
Nigeria	187.541	67,476.24	359.79	480.397	173,475.23	361.11
Benin	247.074	99,000.00	400.69	261.720	95,781.04	365.97
Sierra Leone	195.968	70,444.72	359.47	-	-	-
Cote D'Ivoire	59.525	18,665.38	313.57	45.545	16,673.40	366.09
Gambia	-	-	-	93.992	27,415.38	291.68
TOTAL	14,357.524	5,456,693.27	380.06	10,277.141	3,849,751.90	374.59

Comparative Export Statistics for Timber and Wood Products: Jan-June 2023 / 2024

PRODUCT	% GROWTH			% GROWTH		
	JAN-JUNE 2023 Volume(m ³)	JAN-JUNE 2024 Volume(m ³)	% Growth in Volume	JAN-JUNE 2023 Value (€)	JAN-JUNE 2024 Value (€)	% Growth in Value
Lumber (Air Dried)	87,543.880	73,835.971	-15.66	34,644,999.87	29,993,478.08	-13.43
Lumber (Kiln Dried)	20,907.330	17,793.251	-14.89	13,258,732.60	11,226,960.07	-15.32
Sliced Veneer	3,470.915	2,965.283	-14.57	4,331,310.97	3,399,016.42	-21.52
Plywood (Overland)	10,747.961	8,987.729	-16.38	4,195,542.41	3,390,645.18	-19.18
Processed L/ Mouldings	4,483.005	3,091.218	-31.05	3,944,525.35	2,924,100.11	-25.87
Plywood	8,141.779	7,089.467	-12.92	2,781,619.33	2,562,409.92	-7.88
Billet	8,366.594	6,635.057	-20.70	2,579,450.43	2,043,183.13	-20.79
Rotary Veneer	4,256.770	4,632.471	8.83	2,196,412.31	2,267,058.63	3.22
Teak Logs	5,599.257	6,086.798	8.71	1,820,065.80	1,974,519.10	8.49
Boules (Air Dried)	632.195	390.073	-38.30	502,956.31	312,237.79	-37.92
Briquettes	1,049.876	1,305.000	24.30	183,020.08	268,802.97	46.87
Boules (Kiln Dried)	52.679	226.245	329.48	47,937.89	197,379.35	311.74
Dowels	33.472	-	-100.00	33,472.00	-	-100.00
Kindling	111.760	75.979	-32.02	7,677.57	22,219.34	189.41
Offcut	24.402	-	-100.00	6,693.70	-	-100.00
Rollboard	-	11.285	0.00	-	1,824.22	0.00
TOTAL	155,421.875	133,125.827	-14.35	70,534,416.61	60,583,834.31	-14.11

Average Unit Price Comparison between Jan-June 2023 and Jan-June 2024

Species	2023		2024		Average Price (€/m ³)		% Share
	Volume (m ³)	Value (€)	Volume (m ³)	Value (€)	2023	2024	
Avodire	4.316	4,394.63	40.278	21,628.37	1,018.22	536.98	-47.26%
Black Hyedua	11.023	21,679.17	113.579	123,643.50	1,966.72	1,088.61	-44.65%
Potrodum / Tali Decking	26.890	20,605.52	85.805	43,124.64	766.29	502.59	-34.41%
Canarium	4.018	1,987.46	2.188	805.52	494.64	368.15	-25.57%
Ogea	66.346	32,245.64	40.629	14,948.80	486.02	367.93	-24.30%
Chenchen	567.320	487,839.29	776.981	540,941.82	859.90	696.21	-19.04%
Kroma	30.141	13,629.42	18.180	6,720.06	452.19	369.64	-18.26%
Emire	205.227	176,920.96	268.026	193,179.27	862.07	720.75	-16.39%
Senya	587.651	245,325.82	1,238.217	443,756.42	417.47	358.38	-14.15%
Denya	3,171.218	1,719,074.97	7,176.003	3,357,712.24	542.09	467.91	-13.68%

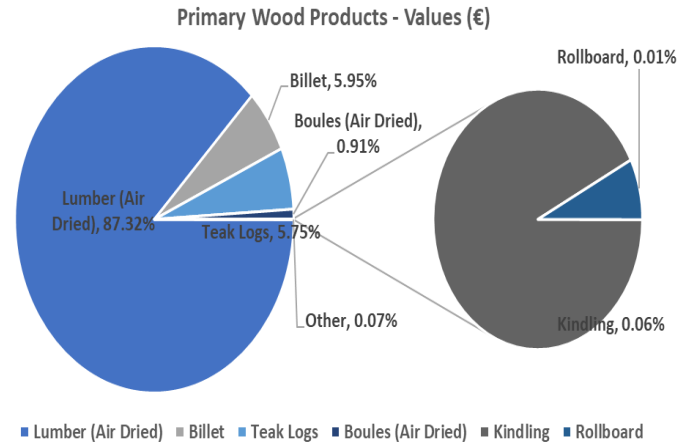
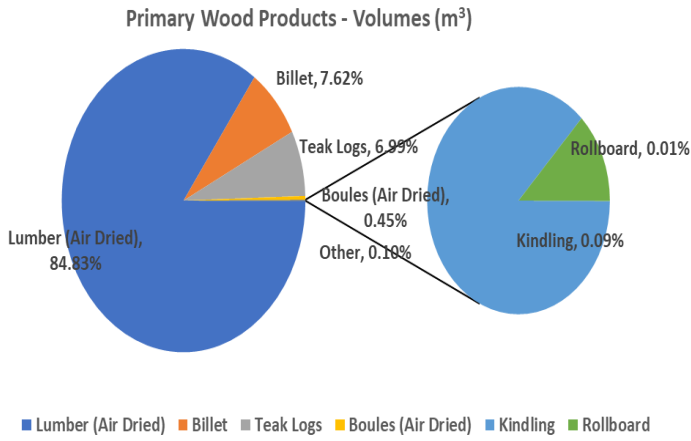
Timber and Wood Products Classification

PRODUCT	JAN-JUNE 2023			JAN-JUNE 2024		
	Volume(m ³)	Value (€)	% Share in Value	Volume(m ³)	Value (€)	% Share in Value
PRIMARY						
Lumber (Air Dried)	87,543.880	34,644,999.87		73,835.971	29,993,478.08	
Billet	8,366.594	2,579,450.43		6,635.057	2,043,183.13	
Teak Logs	5,599.257	1,820,065.80		6,086.798	1,974,519.10	
Boules (Air Dried)	632.195	502,956.31		390.073	312,237.79	
Kindling	111.760	7,677.57		75.979	22,219.34	
Offcut	24.402	6,693.70		-	-	
Rollboard	-	-		11.285	1,824.22	
SUB TOTAL	102,278.088	39,561,843.67	56.09	87,035.163	34,347,461.66	56.69
SECONDARY						
Lumber (Kiln Dried)	20,907.330	13,258,732.60		17,793.251	11,226,960.07	
Sliced Veneer	3,470.915	4,331,310.97		2,965.283	3,399,016.42	
Plywood (Overland)	10,747.961	4,195,542.41		8,987.729	3,390,645.18	
Plywood	8,141.779	2,781,619.33		7,089.467	2,562,409.92	
Rotary Veneer	4,256.770	2,196,412.31		4,632.471	2,267,058.63	
Briquettes	1,049.876	183,020.08		1,305.000	268,802.97	
Boules (Kiln Dried)	52.679	47,937.89		226.245	197,379.35	
SUB TOTAL	48,627.310	26,994,575.59	38.27	42,999.446	23,312,272.53	38.48
TERTIARY						
Processed L/ Mouldings	4,483.005	3,944,525.35		3,091.218	2,924,100.11	
Dowels	33.472	33,472.00		-	-	
SUB TOTAL	4,516.477	3,977,997.35	5.64	3,091.218	2,924,100.11	4.83
GRAND TOTAL	155,421.875	70,534,416.61	100.00	133,125.827	60,583,834.31	100.00

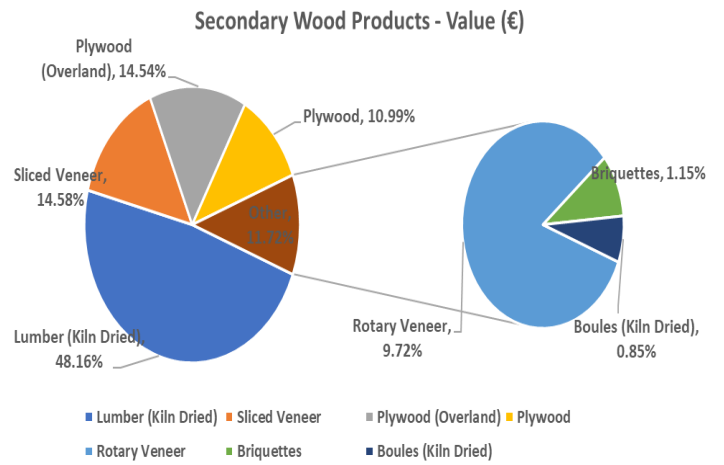
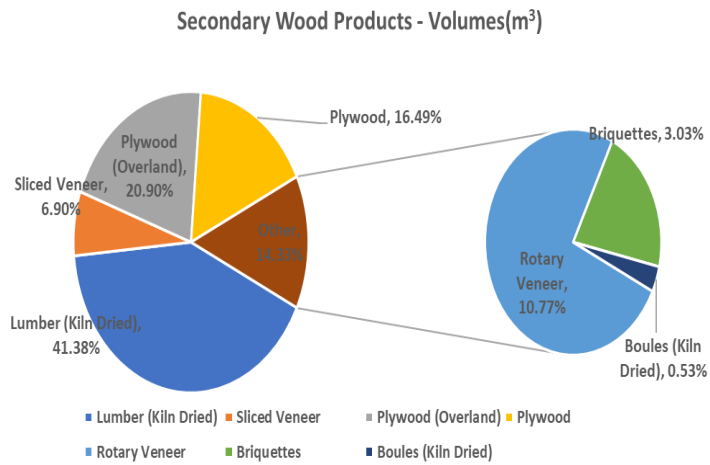
APPENDIX

PRODUCT CLASSIFICATION

Primary Product

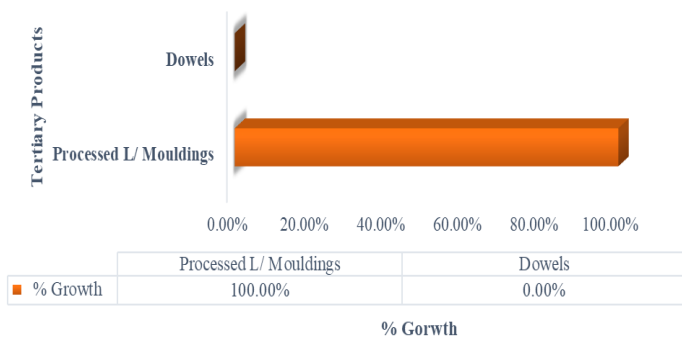


Secondary Product

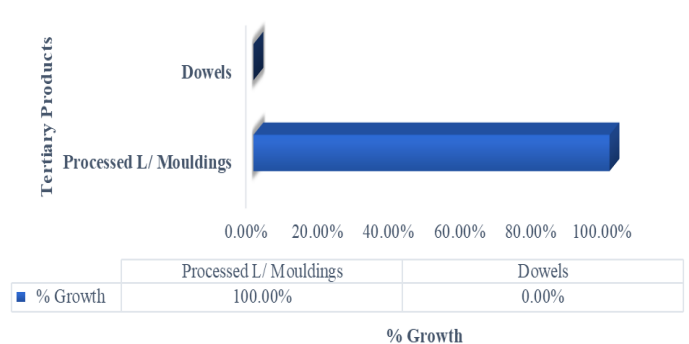


Tertiary Product

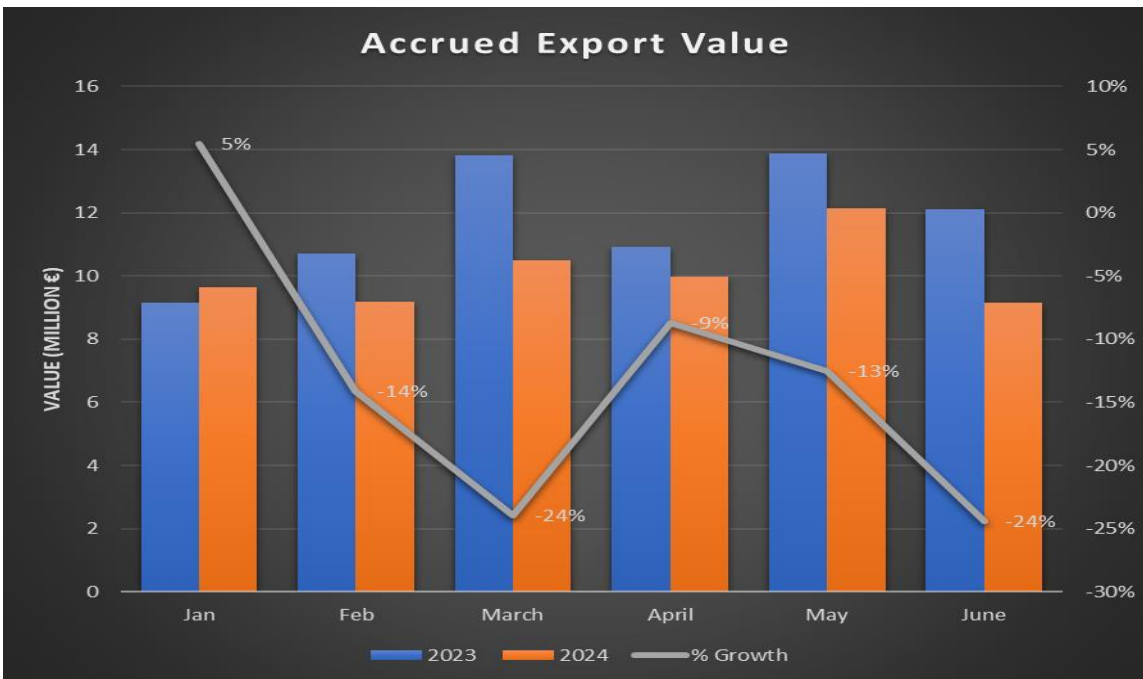
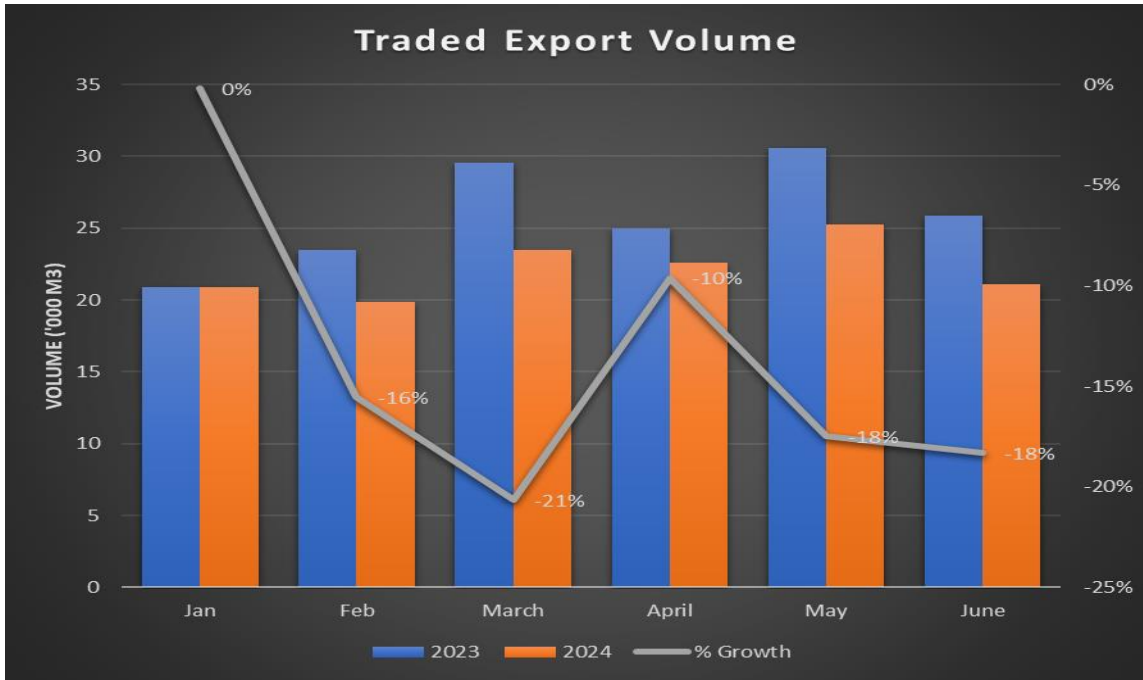
Cumulative Volumes (m³) for Tertiary Wood Products - January - June 2024



Cumulative Values (€) for Tertiary Wood Products - January - June 2024



TREND ANALYSIS ON EXPORT TRADE FOR JAN-JUNE 2024



GHANA FORESTRY COMMISSION

V
I
S
I
O
N

“TO LEAVE FUTURE
GENERATIONS AND ITS
COMMUNITIES WITH RICHER,
BETTER, MORE VALUABLE
FORESTRY AND WILDLIFE
ENDOWMENTS THAN WE
INHERITED.”

M
I
S
S
I
O
N

“TO SUSTAINABLY
DEVELOP AND MANAGE
GHANA’S FORESTRY
AND WILDLIFE
RESOURCES.”