



REPORT ON EXPORT OF GHANA'S TIMBER AND WOOD PRODUCTS SECOND QUARTER 2024

Table of Contents: Ghana's Timber and Wood Products Export

REPORT ON EXPORT OF GHANA'S TIMBER AND WOOD PRODUCTS, SECOND QUARTER, 2024.....	3
SUMMARY OF WOOD PRODUCTS EXPORT	3
TOP FIVE (5) CATEGORIES FOR THE SECOND QUARTER OF 2024	5
TIMBER AND WOOD PRODUCTS ANALYTICS	6
Summary Report on Export Products for Second Quarter 2024.....	6
Leading Exporters of Wood Products for Second Quarter 2024.....	6
Leading Exporters of Top Five (5) Products by Species Second Quarter 2024.....	7
Leading Buyers of Top Five (5) Products by Species Second Quarter 2024.....	9
Major Markets of Ghana's Wood Products Exports: Second Quarter 2023/ 2024: Volume	11
Export of Timber and Wood Products to Ecowas Countries: Second Quarter 2023/ 2024	12
Comparative Export Statistics for Timber and Wood Products: Second Quarter 2023 / 2024	12
Average Unit Price Comparison between Second Quarter 2023 and Second Quarter 2024	13
Timber and Wood Products Classification	13
EXPORT PERFORMANCE FOR TIMBER AND WOOD PRODUCTS	14
EXPORTERS PERFORMANCE	14
MOVING SPECIES.....	20
DIRECTION OF TRADE.....	25
APPENDIX.....	30
TREND ANALYSIS ON EXPORT TRADE FOR SECOND QUARTER, 2024.....	30

REPORT ON EXPORT OF GHANA'S TIMBER AND WOOD PRODUCTS, SECOND QUARTER, 2024

SUMMARY OF WOOD PRODUCTS EXPORT

During the Second Quarter (April to June) of the year 2024, the export of Ghana's Timber and Wood Products secured **€31,256,035.35** in value from the exported volume of **68,965.620m³** signifying decreases of **15.27%** and **15.34%** in value and volume respectively, as compared to **€36,890,952.87** realized from the exported volume of **81,462.698m³** documented in the Second Quarter of the year, 2023.

Out of the One Hundred and Fifteen (115) Exporters recorded in the second quarter of 2024, Samartex Timber and Plywood Company Limited, Logs and Lumber Limited, Multimodal Freight Services Limited, John Bitar and Company Limited, and 3RDI Shipping Agency Limited, were the topmost five [5] who exported Thirteen (13) different wood products in Sixty-Four (64) Species to Fifty-Two (52) different countries and sold to One Hundred and Sixty-Two (162) diverse Buyers.

The top five [5] products exported were Lumber (Air Dried), Lumber (Kiln Dried), Plywood (Overland), Plywood, and Billet.

The top five [5] Species with regards to volumes felled were Teak, Wawa, Ceiba, Eucalyptus, and Denya.

The top five [5] favourite destinations were, India, Senegal, United States of America, Germany, and Togo.

The top five [5] Buyers in that same period under review were Thai Phat International Company Limited, Shanghai Timber Furnishing Company Limited, Shree Sagar General Trading FZE, Miro Forestry Developments Limited, Aron Global PTE Limited.

However, the overall Average Unit Price increased from **€452.86/m³** in the second quarter of 2023 to **€453.21/m³** in the second quarter of 2024, representing an increase of **0.08%**.

Primary Products (Lumber (Air Dried), Teak Logs, Billet, Boules (Air Dried) and Offcut) accrued **€17,811,790.00 (56.99%)** from **45,643.394m³ (66.18%)** of the total export of wood products in the second quarter of 2024. The figures indicate decreases of **14.90%** and **16.44%** in value and volume, respectively, compared to the timber export contribution of **€20,929,353.23 (56.73%)** and **54,626.334m³ (67.06%)** in the second quarter of 2023.

Secondary Wood Products comprising of Lumber (Kiln Dried), Sliced Veneer, Plywood (Overland), Plywood, Rotary Veneer, Boules (Kiln Dried) and Briquettes formed the bulk of the country's wood export which generated **€11,795,522.00 (37.74%)** from **21,596.533m³ (31.31%)** in the second quarter of 2024. The figures indicate decreases of **15.11%** and **11.85%** in value and volume, respectively, compared to the timber export contribution of **€13,894,290.67 (37.66%)** and **24,499.786m³ (30.07%)**, in the second quarter of 2023.

Tertiary Wood Products (Processed L/Mouldings) contributed **€1,648,723.35 (5.27%)** from **1,725.693m³ (2.50%)** to the total wood products exported in the second quarter of 2024. Moreover, the figures indicate decreases of **20.25%** and **26.14%** in value and volume, respectively, compared to the timber export contribution of **€2,067,308.97 (5.60%)** and **2,336.578m³ (2.87%)**, in the second quarter of 2023.

In the direction of Trade, exports to Asia/Far East countries (favourite destinations) were **€17,400,485.49 (55.67%)** obtained from **45,053.159m³ (65.33%)** during the second quarter of 2024 which indicate decreases of **12.69%** and **12.66%** in value and volume, respectively, compared to **€19,929,102.54 (54.02%)** obtained from the volume of **51,586.265m³ (63.33%)** documented in second quarter of 2023. India was the primary destination (in terms of value) for Ghana's wood products. Exports of timber products to Asia/Far East market includes, Lumber (Air Dried), Teak Logs, Billet, Lumber (Kiln Dried), Sliced Veneer, and Processed L/ Mouldings in Teak, Denya, Papao / Apa, Senya, Wawa, Edinam, Koto / Kyere, Rubberwood, Kako / Ekki, Cedrela, Yaya, Ohaa, Gmelina, Essa / Celtis, Chenchen, Dahoma, Ceiba, Potrodum / Tali Decking, Odum, Asanfina / Anigre.

Ghana's export to **Europe** accrued **€7,226,888.57 (23.12%)** from a volume of **11,165.920m³ (16.19%)** to be the second major destination (in terms of value) for Ghana's wood products export during second quarter of 2024. The figures indicate decreases of **13.71%** and **13.62%** in value and volume respectively as compared to **€8,375,118.31 (22.70%)** obtained from the volume of **12,925.777m³ (15.87%)** documented in second quarter of 2023. Exports of timber and wood products to the European markets were Lumber (Kiln Dried), Processed L/ Mouldings, Sliced Veneer, Lumber (Air Dried), Plywood, Rotary Veneer, Boules (Air Dried), Boules (Kiln Dried), and Briquettes in Wawa, Niangon, Ceiba, Asanfina / Anigre, Odum, Eucalyptus, Sapele, Makore, Koto / Kyere, Chenchen, Emire, Edinam, Denya, Mahogany, Dahoma, Utile, Kusia / Bilinga, Mixed Redwood, Cedrela, Kako / Ekki.

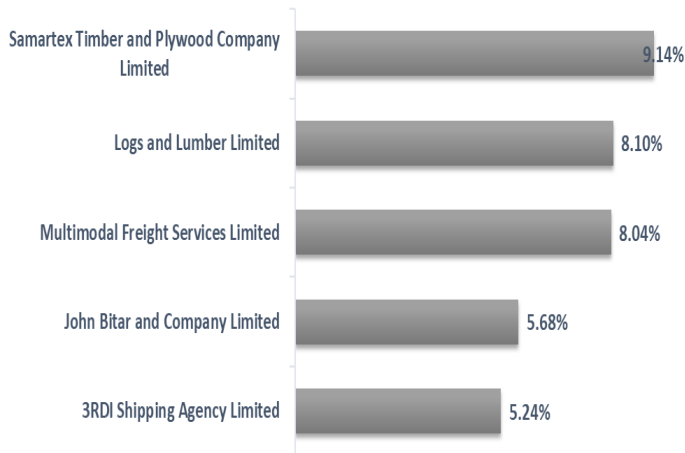
Wood products exported to **Africa** were Plywood (Overland), Plywood, Lumber (Kiln Dried), Lumber (Air Dried), Sliced Veneer, and Rotary Veneer yielded, **€2,390,299.97 (7.65%)** from an exported volume of **6,085.196m³ (8.82%)** in the second quarter of 2024. The figures signify decreases of **35.99%** and **33.52%** in value and volume, compared to **€3,734,002.34 (10.12%)** obtained from **9,152.827m³ (11.24%)** recorded in second quarter of 2023. Egypt, South Africa, Morocco, and Mauritius were the main destinations for Ghana's wood products, with the ECOWAS sub-region market having the largest share of **4,804.924m³ (78.96%)**, valued at **€1,702,426.33 (71.22%)** of the total African wood products exported from Ghana during second quarter of 2024 as compared to **€3,038,606.66 (81.38%)** obtained from **7,906.619m³ (86.38%)** documented in the second quarter of 2023.

Wood product exported to the **American market** accrued **€2,626,676.92 (8.40%)** from the volume of **3,435.860m³ (4.98%)**, making the fourth topmost destination (in terms of value) for Ghana's wood products export in the second quarter of 2024, which depict a decrease of **3.91%** in value and an increase of **4.88%** in volume, respectively, compared to **€2,733,610.85 (7.41%)** obtained from **3,275.872m³ (4.02%)** documented in the second quarter of 2023. Exports to America were mainly Lumber (Kiln Dried), Sliced Veneer, Plywood, and Rotary Veneer in Mahogany, Essa / Celtis, Cedrela, Eucalyptus, Sapele, Ceiba, Black Hyedua, Black Ofram, Otie / Ilomba, Edinam, Asanfina / Anigre, Ogea, Makore, Odum, Canarium.

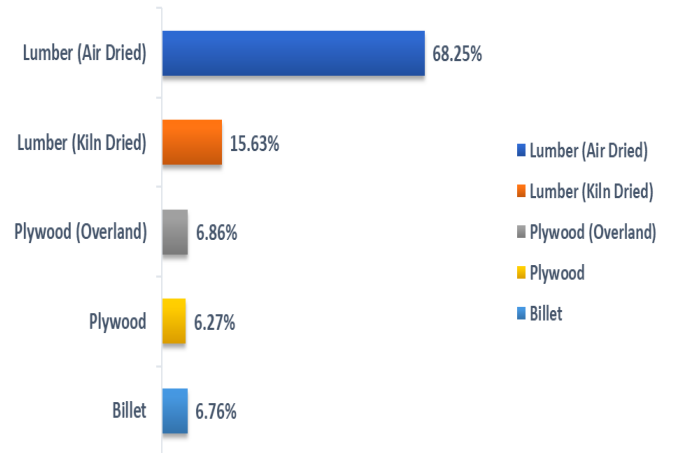
Wood exports to the **Middle East market** accounted for **€1,585,905.47 (5.07%)** from the volume of **3,187.294m³ (4.62%)**, making it, the fifth topmost destination (in terms of value) for Ghana's wood products export in the second quarter of 2024. The figures signify decreases of **23.49%** and **28.85%** in value and volume, respectively, compared to **€2,072,786.13 (5.62%)** obtained from **4,479.807m³ (5.50%)** documented in the second quarter of 2023. Exports to the Middle East were Plywood, Lumber (Kiln Dried), Lumber (Air Dried), and Sliced Veneer in Eucalyptus, Denya, Odum, Dahoma, Wawa, Kako / Ekki, Chenchen, Teak, Edinam, Sapele, Black Ofram, Albizia / Okoro, Ofram, Essa / Celtis, Avodire, Black And White Ofram, White Ofram, Ceiba, Ayan / Bonsamdua / Movingui, Walnut / Lovoa.

TOP FIVE (5) CATEGORIES FOR THE SECOND QUARTER OF 2024

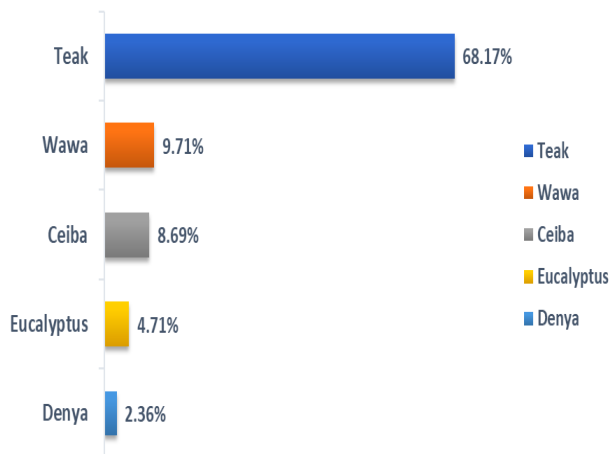
Exporters % Share (Second Quarter 2024: Top 5)



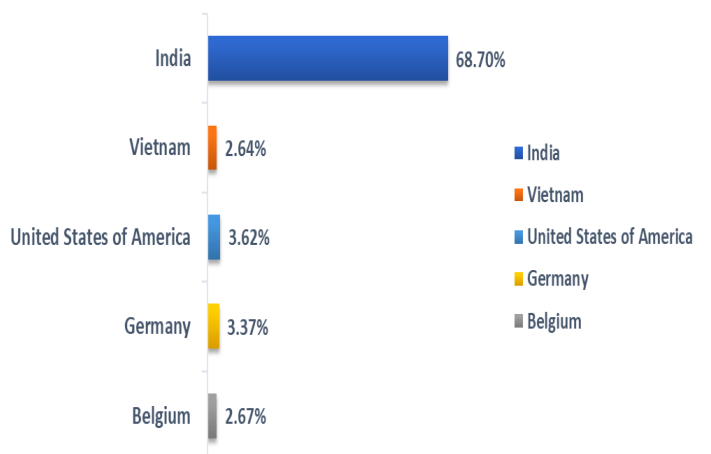
Exported Product % Share (Second Quarter 2024: Top 5)



Exported Species % Share (Second Quarter 2024: Top 5)



Trade Direction % Share (Second Quarter 2024: Top 5)



Buyers % Share (Second Quarter 2024: Top 5)



TIMBER AND WOOD PRODUCTS ANALYTICS

Summary Report on Export Products for Second Quarter 2024

PRODUCT	VOLUME (m ³)	VALUE (€)
Lumber (Air Dried)	38,560.261	15,423,789.59
Lumber (Kiln Dried)	9,152.123	5,673,064.42
Sliced Veneer	1,597.308	1,908,489.71
Processed L/ Mouldings	1,725.693	1,648,723.35
Plywood (Overland)	3,982.095	1,425,803.99
Teak Logs	4,282.827	1,391,374.10
Plywood	3,655.641	1,310,801.78
Rotary Veneer	2,368.861	1,177,525.03
Billet	2,596.619	832,732.48
Boules (Air Dried)	203.687	163,893.83
Boules (Kiln Dried)	165.505	150,609.55
Briquettes	675.000	149,227.51
GRAND TOTAL	68,965.620	31,256,035.35

Leading Exporters of Wood Products for Second Quarter 2024

Product	Exporter	Volume (m ³)	Value (€)
Lumber (Air Dried)	Multimodal Freight Services Limited	4,841.595	1,789,581.91
Lumber (Kiln Dried)	John Bitar and Company Limited	1,711.820	1,097,784.43
Sliced Veneer	Logs and Lumber Limited	601.985	712,595.90
Processed L/ Mouldings	Samartex Timber and Plywood Company Limited	472.350	604,930.86
Plywood (Overland)	Logs and Lumber Limited	1,478.221	531,304.97
Teak Logs	Krish Sun Company Limited	1,699.500	552,373.39
Plywood	Miro Forestry Ghana Limited	3,388.231	1,228,178.13
Rotary Veneer	Samartex Timber and Plywood Company Limited	821.195	565,124.81
Billet	Krish Sun Company Limited	1,188.000	379,453.43
Boules (Air Dried)	Samartex Timber and Plywood Company Limited	203.687	163,893.83
Boules (Kiln Dried)	Samartex Timber and Plywood Company Limited	165.505	150,609.55
Briquettes	Sustainable Biomass Solution Ghana Limited	675.000	149,227.51

Leading Exporters of Top Five (5) Products by Species Second Quarter 2024

Species	Exporter	Volume (m ³)	Value (€)
Teak	Multimodal Freight Services Limited	4,841.595	1,789,581.91
Wawa	Logs and Lumber Limited	1,881.300	937,732.20
Denya	Samartex Timber and Plywood Company Limited	2,021.129	819,070.49
Ceiba	Jussak Company Limited	1,287.169	475,774.98
Mahogany	Samartex Timber and Plywood Company Limited	406.065	438,825.07
Papao / Apa	Palash International Limited	388.019	333,814.60
Odum	John Bitar and Company Limited	59.664	86,768.97
Cedrela	Ayipah Wood Company Limited	248.162	229,735.00
Niangon	Samartex Timber and Plywood Company Limited	162.120	253,152.25
Dahoma	Logs and Lumber Limited	225.297	147,578.32
Asanfina / Anigre	Mondial Veneer Ghana Limited	168.197	195,027.95
Sapele	John Bitar and Company Limited	68.635	120,786.36
Koto / Kyere	Logs and Lumber Limited	135.364	154,826.20
Edinam	John Bitar and Company Limited	77.357	110,161.82
Chenchen	Logs and Lumber Limited	258.076	193,243.28
Kako / Ekki	Benediction Company Limited	236.270	119,602.82
Senya	Green Nations Limited	361.314	150,696.53
Makore	John Bitar and Company Limited	106.124	118,079.50
Essa / Celtis	Logs and Lumber Limited	95.091	85,592.32
Black Ofram	Logs and Lumber Limited	114.928	47,664.33
Mixed Redwood	John Bitar and Company Limited	188.125	70,809.95
Emire	Samartex Timber and Plywood Company Limited	70.675	48,765.75
Rubberwood	Prestige Innovation and Processing Company Limited	694.542	128,613.61
Utile	Adras Company Limited	36.332	36,332.00
Ofram	John Bitar and Company Limited	123.331	80,879.77
Kusia / Bilinga	Samartex Timber and Plywood Company Limited	34.883	47,964.13
Albizia / Okoro	Boison Construction Works Limited	35.481	22,707.84
Entedua / Etimoe / Bubinga	Samartex Timber and Plywood Company Limited	34.223	61,536.91
White Ofram	Logs and Lumber Limited	61.174	25,311.21
Candollei	Samartex Timber and Plywood Company Limited	60.651	67,095.79
Eucalyptus	Miro Forestry Ghana Limited	203.964	63,503.15
Black Hyedua	Boison Construction Works Limited	57.409	53,230.95
Yaya	John Bitar and Company Limited	15.847	34,203.93
Ayan / Bonsamdua / Movingui	Samartex Timber and Plywood Company Limited	36.200	50,989.30
Hotrohoto / Fotie	Samartex Timber and Plywood Company Limited	38.686	38,686.00
Otie / Ilomba	Bibiani Logging and Lumber Company Limited	43.388	40,157.29

Ohaa	Logs and Lumber Limited	13.262	26,446.96
Potrodum / Tali Decking	Samartex Timber and Plywood Company Limited	38.897	19,209.54
Gmelina	Askraf International Company Limited	141.000	33,167.87
Guarea	John Bitar and Company Limited	20.563	29,166.86
Mixed Whitewood	John Bitar and Company Limited	32.927	28,457.96
Avodire	John Bitar and Company Limited	33.259	18,272.04
Ananta	Logs and Lumber Limited	29.595	14,211.28
Danta	John Bitar and Company Limited	21.648	11,906.40
Black And White Ofram	John Bitar and Company Limited	21.336	16,584.52
Hyedua	Samartex Timber and Plywood Company Limited	7.863	15,906.33
Iroko	Logs and Lumber Limited	12.311	14,549.63
Walnut / Lovo	Logs and Lumber Limited	7.235	7,006.37
Wawabima/Sterculia	John Bitar and Company Limited	3.950	4,740.00
Duabankye	John Bitar and Company Limited	2.216	1,274.20
Mansonia	John Bitar and Company Limited	0.816	1,126.51
Acacia Mangium	Miro Forestry Ghana Limited	30.268	39.54

Leading Buyers of Top Five (5) Products by Species Second Quarter 2024

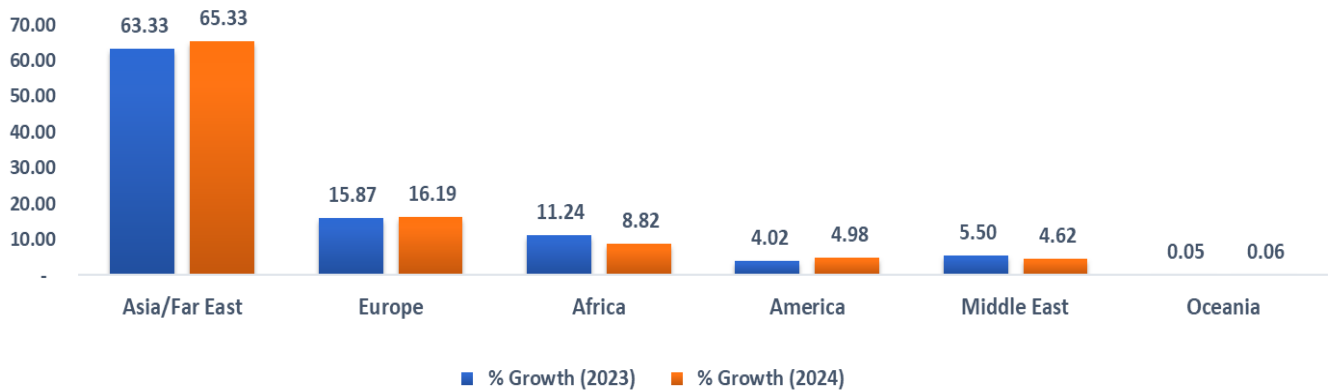
Species	Buyers	Volume (m ³)	Value (€)
Teak	Thai Phat International Company Limited	9,798.578	3,659,804.54
Wawa	Somex NV Haven	512.955	233,221.62
Denya	Loc Ha Trading Company Limited	508.910	258,966.34
Ceiba	ETS Salou Hassane	2,553.739	911,572.51
Mahogany	Superior Timber and Decking Limited	383.995	407,044.07
Papao / Apa	Loc Ha Trading Company Limited	388.019	333,814.60
Odum	Holz Schnettler Soest	99.132	107,569.17
Cedrela	Overseas Hardwood Company	240.204	232,899.74
Niangon	Treemex Holz Import and Export GMBH	169.497	121,503.80
Dahoma	Chabros International Group	187.487	112,794.22
Asanfina / Anigre	Nevem SRL	138.782	161,893.92
Sapele	Keflico A/S	45.609	78,777.38
Koto / Kyere	Wob Timber GMBH	169.196	110,970.01
Edinam	Stockmans Wood Products	54.820	77,529.00
Chenchen	Keflico A/S	135.975	113,312.06
Kako / Ekki	Loc Ha Trading Company Limited	236.270	119,602.82
Senya	Success Company Limited	216.812	90,291.32
Makore	Wob Timber GMBH	77.471	65,075.64
Essa / Celtis	Finewood Marketing Limited	48.378	69,488.54
Black Ofram	Wob Timber GMBH	62.906	26,420.52
Mixed Redwood	Sicor Empreendimentos	125.031	65,016.12
Emire	Timber Connection Limited	70.675	48,765.75
Rubberwood	Hong Kong Liangruncheng International	694.542	128,613.61
Utile	Holz Schnettler Soest	36.332	36,332.00
Ofram	Stockmans Wood Products	88.243	59,300.65
Kusia / Bilinga	Somex NV Haven	34.883	47,964.13
Albizia / Okoro	Mourao Wood LDA	48.527	28,276.83
Entedua / Etimoe / Bubinga	Soenke Bruhn GMBH	22.856	45,712.57
White Ofram	Wijma GMBH and Company	35.216	19,876.30
Candollei	Somex NV Haven	35.730	51,732.10
Eucalyptus	Miro Forestry Development Limited	203.964	63,503.15
Black Hyedua	Blue Resources	57.409	53,230.95
Yaya	Coast to Coast Designs PVT Limited	21.948	47,236.13
Ayan / Bonsamdua / Movingui	CID	36.200	50,989.30
Hotrohoto / Fotie	Protimber Holz Import and Export	53.395	52,438.92
Otie / Ilomba	Wob Timber GMBH	43.388	40,157.29

Ohaa	Century Plyboards Limited	8.947	17,945.36
Potrodum / Tali Decking	Vietnam Forest Corporation	38.897	19,209.54
Gmelina	Thai Phat International Company Limited	141.000	33,167.87
Guarea	Stockmans Wood Products	19.148	26,807.20
Mixed Whitewood	Vogel Import Export	32.927	28,457.96
Avodire	Total Wood Sal Mansourieh	33.259	18,272.04
Ananta	Wob Timber GMBH	9.588	7,670.40
Danta	Total Wood Sal Mansourieh	21.648	11,906.40
Black And White Ofram	Goodwood Egyptian Lebanese Company	21.336	16,584.52
Hyedua	Soenke Bruhn GMBH	6.784	13,567.46
Iroko	F W Barth and Company	12.311	14,549.63
Walnut / Lovoa	Total Wood Sal Mansourieh	3.078	5,540.79
Wawabima/Sterculia	Somex NV Haven	3.950	4,740.00
Duabankye	Stockmans Wood Products	2.216	1,274.20
Mansonia	Goodwood Egyptian Lebanese Company	0.816	1,126.51
Acacia Mangium	Miro Forestry Development Limited	30.268	39.54

Major Markets of Ghana's Wood Products Exports: Second Quarter 2023/ 2024: Volume

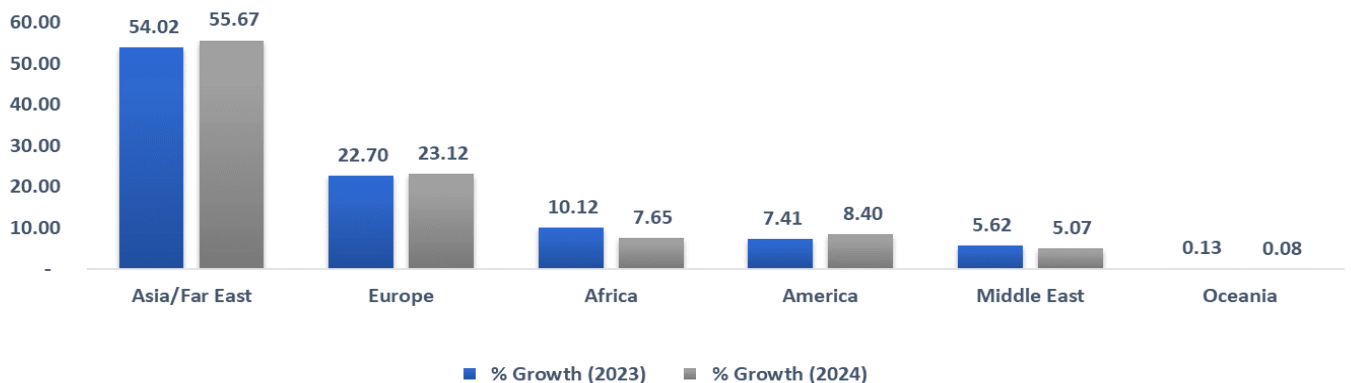
Volume(m ³) in thousands					
CONTINENT	SECOND QUARTER 2023 Volume(m ³)	% Growth (2023)	SECOND QUARTER 2024 Volume(m ³)	% Growth (2024)	Volume Variation
Asia/Far East	51.586	63.33	45.053	65.33	2.00
Europe	12.926	15.87	11.166	16.19	0.32
Africa	9.153	11.24	6.085	8.82	-2.41
America	3.276	4.02	3.436	4.98	0.96
Middle East	4.480	5.50	3.187	4.62	-0.88
Oceania	0.042	0.05	0.038	0.06	0.00
Total	81.463	100.00	68.966	100.00	0.00

% in Volume (m³) for Exports in the Major Markets for Second Quarter 2023 and 2024



Values (€) in millions					
CONTINENT	SECOND QUARTER 2023 Value (€)	% Growth (2023)	SECOND QUARTER 2024 Value (€)	% Growth (2024)	Value Variation
Asia/Far East	19.93	54.02	17.40	55.67	1.65
Europe	8.38	22.70	7.23	23.12	0.42
Africa	3.73	10.12	2.39	7.65	-2.47
America	2.73	7.41	2.63	8.40	0.99
Middle East	2.07	5.62	1.59	5.07	-0.54
Oceania	0.05	0.13	0.03	0.08	-0.04
Total	36.89	100.00	31.26	100.00	0.00

% in Value (€) for Exports in the Major Markets for Second Quarter 2023 and 2024



Export of Timber and Wood Products to Ecowas Countries: Second Quarter 2023/ 2024

ECOWAS COUNTRIES	SECOND QUARTER 2023			SECOND QUARTER 2024		
	Volume(m ³)	Value (€)	UNIT PRICE	Volume(m ³)	Value (€)	UNIT PRICE
Togo	2,056.520	815,314.30	396.45	983.399	382,156.79	388.61
Senegal	2,707.041	1,005,581.13	371.47	566.980	184,362.86	325.17
Burkina Faso	1,745.277	756,597.25	433.51	1,194.828	420,293.60	351.76
Niger	938.692	344,650.21	367.16	1,208.583	405,905.03	335.85
Nigeria	150.033	53,862.81	359.01	255.849	92,259.48	360.60
Mali	131.328	1,914.48	14.58	324.769	124,871.80	384.49
Benin	-	-	-	130.979	48,488.00	370.20
Sierra Leone	118.203	42,021.10	355.50	-	-	-
Cote D'Ivoire	59.525	18,665.38	313.57	45.545	16,673.40	366.09
Gambia	-	-	-	93.992	27,415.38	291.68
TOTAL	7,906.619	3,038,606.66	384.31	4,804.924	1,702,426.33	354.31

Comparative Export Statistics for Timber and Wood Products: Second Quarter 2023 / 2024

PRODUCT	Volume(m ³)			Value(€)		
	SECOND QUARTER 2023	SECOND QUARTER 2024	% Growth in Volume	SECOND QUARTER 2023	SECOND QUARTER 2024	% Growth in Value
Lumber (Air Dried)	47,067.575	38,560.261	-18.07	18,418,689.08	15,423,789.59	-16.26
Lumber (Kiln Dried)	10,777.344	9,152.123	-15.08	6,786,794.64	5,673,064.42	-16.41
Sliced Veneer	1,839.198	1,597.308	-13.15	2,291,827.21	1,908,489.71	-16.73
Processed L/ Mouldings	2,336.578	1,725.693	-26.14	2,067,308.97	1,648,723.35	-20.25
Plywood (Overland)	4,733.340	3,982.095	-15.87	1,912,940.30	1,425,803.99	-25.47
Teak Logs	2,483.249	4,282.827	72.47	797,801.09	1,391,374.10	74.40
Plywood	4,321.359	3,655.641	-15.41	1,634,893.36	1,310,801.78	-19.82
Rotary Veneer	2,261.352	2,368.861	4.75	1,151,217.79	1,177,525.03	2.29
Billet	4,665.219	2,596.619	-44.34	1,402,440.94	832,732.48	-40.62
Boules (Air Dried)	385.889	203.687	-47.22	303,728.42	163,893.83	-46.04
Boules (Kiln Dried)	27.493	165.505	501.99	25,018.63	150,609.55	501.99
Briquettes	539.700	675.000	25.07	91,598.74	149,227.51	62.91
Offcut	24.402	-	-100.00	6,693.70	-	-100.00
TOTAL	81,462.698	68,965.620	-15.34	36,890,952.87	31,256,035.35	-15.27

Average Unit Price Comparison between Second Quarter 2023 and Second Quarter 2024

Species	2023		2024		Average Price (€/m ³)		% Share
	Volume (m ³)	Value (€)	Volume (m ³)	Value (€)	2023	2024	
Acacia Mangium	12.503	4,488.54	30.268	39.54	359.00	1.31	-99.64%
Potrodum / Tali Decking	8.680	10,416.00	77.824	37,537.94	1,200.00	482.34	-59.80%
Ananta	24.004	27,047.91	38.720	19,405.00	1,126.81	501.16	-55.52%
Black Hyedua	1.536	3,199.75	60.836	56,381.28	2,083.17	926.77	-55.51%
Avodire	4.316	4,394.63	39.397	20,814.24	1,018.22	528.32	-48.11%
White Ofram	51.218	46,076.02	119.813	67,973.04	899.61	567.33	-36.94%
Canarium	4.018	1,987.46	2.188	805.52	494.64	368.15	-25.57%
Ogea	66.346	32,245.64	40.629	14,948.80	486.02	367.93	-24.30%
Denya	1,630.686	958,086.42	3,777.181	1,711,052.17	587.54	453.00	-22.90%
Chenchen	384.222	326,274.06	451.105	319,694.03	849.18	708.69	-16.54%

Timber and Wood Products Classification

PRODUCT	SECOND QUARTER 2023			SECOND QUARTER 2024		
	Volume(m ³)	Value (€)	% Share in Value	Volume(m ³)	Value (€)	% Share in Value
PRIMARY						
Lumber (Air Dried)	47,067.575	18,418,689.08		38,560.261	15,423,789.59	
Teak Logs	2,483.249	797,801.09		4,282.827	1,391,374.10	
Billet	4,665.219	1,402,440.94		2,596.619	832,732.48	
Boules (Air Dried)	385.889	303,728.42		203.687	163,893.83	
Offcut	24.402	6,693.70		-	-	
SUB TOTAL	54,626.334	20,929,353.23	56.73	45,643.394	17,811,790.00	56.99
SECONDARY						
Lumber (Kiln Dried)	10,777.344	6,786,794.64		9,152.123	5,673,064.42	
Sliced Veneer	1,839.198	2,291,827.21		1,597.308	1,908,489.71	
Plywood (Overland)	4,733.340	1,912,940.30		3,982.095	1,425,803.99	
Plywood	4,321.359	1,634,893.36		3,655.641	1,310,801.78	
Rotary Veneer	2,261.352	1,151,217.79		2,368.861	1,177,525.03	
Boules (Kiln Dried)	27.493	25,018.63		165.505	150,609.55	
Briquettes	539.700	91,598.74		675.000	149,227.51	
SUB TOTAL	24,499.786	13,894,290.67	37.66	21,596.533	11,795,522.00	37.74
TERTIARY						
Processed L/ Mouldings	2,234.786	1,682,011.84		2,329.734	2,053,115.25	
SUB TOTAL	2,234.786	1,682,011.84	4.05	2,329.734	2,053,115.25	5.55
GRAND TOTAL	90,777.434	41,570,881.20	100.00	81,683.253	36,997,826.04	100.00

EXPORT PERFORMANCE FOR TIMBER AND WOOD PRODUCTS

EXPORTERS PERFORMANCE

EXPORTERS PERFORMANCE - LUMBER (AIR DRIED)

EXPORTER	CUMULATIVE: SECOND QUARTER 2024	
	VOLUME (m3)	VALUE (€)
Multimodal Freight Services Limited	4,841.595	1,789,581.91
Peacrok Company Limited	4,089.050	1,509,872.04
3RDI Shipping Agency Limited	3,633.137	1,355,036.77
Golden Logs Exporters Limited	2,986.073	1,103,374.30
Samartex Timber and Plywood Company Limited	2,352.291	965,456.56
Bombalex Shipping and Logistics Company Limited	1,621.500	600,260.43
Askraf International Company Limited	1,415.368	540,247.08
Green Nations Limited	1,041.761	539,602.52
Nasorp Merchantile Company Limited	1,207.500	447,032.25
Duakron Ghana Limited	1,063.500	401,766.64
Benediction Company Limited	745.180	378,569.16
Aduamoo Limited Company	689.082	351,209.78
Palash International Limited	388.019	333,814.60
Beghap Company Limited	848.075	313,666.53
Superior E A Company Limited	823.500	305,650.85
Adehyee World Limited	822.500	303,498.19
Geavag Company Limited	752.077	278,578.35
Mcken Logistics Company Limited	752.000	278,003.16
Star Exim Ghana Limited	681.677	252,371.61
AAR International Exporters Limited	531.000	251,923.56
Greenland Timber Limited	279.271	209,016.33
Egyir Company Limited	541.500	200,564.68
Silver Oak Company Limited	540.753	200,198.21
Shree Jee Limited	519.028	199,415.61
Star Lumber and Sawmill Ghana Limited	441.000	186,845.71
Ghana Primewood Products Limited	289.626	158,292.02
Omar Empire Limited Company	423.165	156,628.30
John Bitar and Company Limited	299.526	151,641.11
Rock Age Impex Limited	399.500	147,421.97
Logs and Lumber Limited	289.180	131,147.81
Krish Sun Company Limited	352.500	130,483.97
Juben Empire Ghana Limited	235.000	86,989.31

Makro Services Company Limited	98.000	84,421.34
Ere Oseiwaa Company Limited	213.836	79,079.44
Akatel Royal Ventures Ltd	211.500	78,250.97
Kumbadaado Limite Company	211.518	77,968.53
Delin Wood Limited	256.387	71,068.97
MKR Commodities Limited	188.117	69,461.04
Indiana Woods Limited	188.051	69,447.28
F Wood and Trading Company Limited	188.000	69,171.00
Speed Bee Timber Company Limited	164.500	60,808.43
SAM-K Limited	72.120	46,332.00
Merchant Chains Brokers Limited	117.500	43,484.14
Makarios Logistics Limited	60.000	42,337.77
Assefua Enterprise Limited	55.529	38,870.30
Tanko Nuhu Timbers	53.710	38,064.70
Splendid World Trade and Logistics Company	38.000	32,833.07
Bright Planners Limited	28.518	21,388.50
A List Enterprise Ghana Limited	54.267	20,977.57
Me and Sons Limited	28.527	19,968.90
Musfati Company Limited	34.903	19,961.14
Richybee Ventures Company Limited	28.323	19,826.10
VK Global Company Limited	48.073	17,827.22
Masae Ghana Limited	48.071	17,697.56
Smith Timber Export Limited	47.113	17,344.86
Agafos Company Limited	47.000	17,282.24
Jonada Global Company Limited	47.000	17,282.24
Konaby Timber Limited	18.325	14,476.75
Xylogi Company Limited	24.112	13,261.60
Samuel Owusu-Ayim Enterprise	19.900	12,935.00
Chester Wood and Company Limited	20.478	11,262.90
PM Overseas Ghana Limited	24.566	9,178.69
Ack International Export Limited	23.500	8,651.63
Remuntada Company Limited	5.883	4,706.40
GRAND TOTAL	38,560.261	15,423,789.59

EXPORTERS PERFORMANCE - LUMBER (KILN DRIED)

EXPORTER	CUMULATIVE: SECOND QUARTER 2024	
	VOLUME (m³)	VALUE (€)
John Bitar and Company Limited	1,711.820	1,097,784.43
Logs and Lumber Limited	1,769.193	874,075.42
Samartex Timber and Plywood Company Limited	989.705	733,041.56
Ayipah Wood Company Limited	325.024	284,136.69
Adras Company Limited	372.936	257,993.09
Ayum Forest Products Limited	366.358	193,392.62
Boison Construction Works Limited	227.146	191,357.14
Sunstex Company Ghana Limited	225.797	139,595.15
Specialized Timber Products Limited	264.044	136,949.69
Modern Wood Technology and Company Limited	133.445	130,781.33
Prestige Innovation and Processing Company Limited	694.542	128,613.61
Ibrahim and Sons Company Limited	225.294	128,136.36
Ghana Primewood Products Limited	144.942	123,151.99
Akwadiaso Company Limited	109.799	112,983.97
Remuntada Company Limited	126.725	112,067.75
Asuo Bomosadu Timber and Sawmill Limited	240.770	110,114.80
Oti Yeboah Complex Limited	113.115	92,762.44
Xylogi Company Limited	149.903	79,213.68
Sojoes Company Limited	98.604	64,953.98
Kabre Brothers Limited	71.961	60,206.47
Carpo Timber and Trading Limited	86.026	55,629.88
Swiss Lumber Company Limited	70.944	54,369.72
Manukab Company Limited	57.529	54,067.08
Assefua Enterprise Limited	66.255	50,014.89
EL-Sarp Unique Company Limited	35.025	40,245.93
Boldsted Ghana Limited	42.850	38,824.75
Vesta Constructions and Sawmill Ltd	34.203	34,203.00
A.K. Holy Wood Ent. Co Limited	28.140	33,768.00
Mr Bee Company Limited	37.629	33,649.76
Tyche Prestige Limited	34.335	32,707.51
Buadac Company Limited	35.151	31,666.93
G and E Woodiks	48.004	25,183.87
Benediction Company Limited	27.768	24,640.77
Logs Court Limited	51.726	21,724.92
WEBCO	22.287	21,172.65

Fosu and Fosuaa Company Limited	35.216	19,876.30
Slyvent Company Limited	30.263	18,157.80
Kae Me Brebere Ghana Limited	20.120	16,646.10
Abisa Royal Company Limited	27.529	15,202.39
GRAND TOTAL	9,152.123	5,673,064.42

EXPORTERS PERFORMANCE - SLICED VENEER

EXPORTER	CUMULATIVE: SECOND QUARTER 2024	
	VOLUME (m ³)	VALUE (€)
Logs and Lumber Limited	601.985	712,595.90
John Bitar and Company Limited	419.492	525,571.43
Samartex Timber and Plywood Company Limited	249.683	318,535.62
Mondial Veneer Ghana Limited	180.614	207,874.86
Ayum Forest Products Limited	64.891	75,067.75
Bibiani Logging and Lumber Company Limited	80.643	68,844.16
GRAND TOTAL	1,597.308	1,908,489.71

EXPORTERS PERFORMANCE - PROCESSED L/MOULDINGS

EXPORTER	CUMULATIVE: SECOND QUARTER 2024	
	VOLUME (m ³)	VALUE (€)
Samartex Timber and Plywood Company Limited	472.350	604,930.86
John Bitar and Company Limited	523.300	485,402.58
Logs and Lumber Limited	624.083	473,276.30
Asuo Bomosadu Timber and Sawmill Limited	54.411	41,494.59
Bibiani Logging and Lumber Company Limited	42.282	30,443.04
Modern Wood Technology and Company Limited	9.267	13,176.00
GRAND TOTAL	1,725.693	1,648,723.35

EXPORTERS PERFORMANCE - PLYWOOD (OVERLAND)

EXPORTER	CUMULATIVE: SECOND QUARTER 2024	
	VOLUME (m ³)	VALUE (€)
Logs and Lumber Limited	1,478.221	531,304.97
Jussak Company Limited	1,287.169	475,774.98
Wood Pillar Limited	452.474	182,940.00
John Bitar and Company Limited	225.631	84,682.34
West Coast Wooden Products GH LTD	231.242	74,265.89
Miro Forestry Ghana Limited	264.500	63,582.22
Huachuang Wooden Company Limited	42.858	13,253.59
GRAND TOTAL	3,982.095	1,425,803.99

EXPORTERS PERFORMANCE - TEAK LOGS

EXPORTER	CUMULATIVE: SECOND QUARTER 2024	
	VOLUME (m ³)	VALUE (€)
Krish Sun Company Limited	1,699.500	552,373.39
Rock Age Impex Limited	552.500	178,861.86
Golden Logs Exporters Limited	430.118	139,430.78
3RDI Shipping Agency Limited	379.599	123,627.49
Brewmo Limited	214.500	69,730.85
Superior E A Company Limited	214.500	69,730.85
Beloved Knowledge Links Limited	181.500	59,258.60
Star Exim Ghana Limited	181.508	59,182.11
Agafos Company Limited	99.102	32,003.37
Egyir Company Limited	82.500	26,971.69
Merchant Chains Brokers Limited	66.000	21,577.35
Multimodal Freight Services Limited	49.500	16,024.80
A K 4920 Limited	33.000	10,630.46
Indiana Woods Limited	33.000	10,630.46
Speed Bee Timber Company Limited	33.000	10,630.46
Geavag Company Limited	16.500	5,394.34
Grandiz Exim Ghana Limited	16.500	5,315.23
GRAND TOTAL	4,282.827	1,391,374.10

EXPORTERS PERFORMANCE - PLYWOOD

EXPORTER	CUMULATIVE: SECOND QUARTER 2024	
	VOLUME (m ³)	VALUE (€)
Miro Forestry Ghana Limited	3,388.231	1,228,178.13
Techno Timber Company Limited	165.110	37,244.49
Samartex Timber and Plywood Company Limited	50.100	31,563.00
West Coast Wooden Products GH LTD	52.200	13,816.16
GRAND TOTAL	3,655.641	1,310,801.78

EXPORTERS PERFORMANCE - ROTARY VENEER

EXPORTER	CUMULATIVE: SECOND QUARTER 2024	
	VOLUME (m ³)	VALUE (€)
Samartex Timber and Plywood Company Limited	821.195	565,124.81
John Bitar and Company Limited	1,451.066	548,161.22
Logs and Lumber Limited	96.600	64,239.00
GRAND TOTAL	2,368.861	1,177,525.03

EXPORTERS PERFORMANCE - BILLET

EXPORTER	CUMULATIVE: SECOND QUARTER 2024	
	VOLUME (m ³)	VALUE (€)
Krish Sun Company Limited	1,188.000	379,453.43
3RDI Shipping Agency Limited	511.618	164,635.75
Golden Logs Exporters Limited	248.001	79,812.20
Rock Age Impex Limited	184.000	59,200.86
Brewmo Limited	132.000	42,470.18
Superior E A Company Limited	115.500	37,180.78
AAR International Exporters Limited	69.000	22,200.32
Merchant Chains Brokers Limited	66.000	21,235.09
Peacrok Company Limited	33.000	10,617.55
Star Exim Ghana Limited	33.000	10,617.55
Geavag Company Limited	16.500	5,308.77
GRAND TOTAL	2,596.619	832,732.48

EXPORTERS PERFORMANCE - BOULES (AIR DRIED)

EXPORTER	CUMULATIVE: SECOND QUARTER 2024	
	VOLUME (m ³)	VALUE (€)
Samartex Timber and Plywood Company Limited	203.687	163,893.83
GRAND TOTAL	203.687	163,893.83

EXPORTERS PERFORMANCE - BOULES (KILN DRIED)

EXPORTER	CUMULATIVE: SECOND QUARTER 2024	
	VOLUME (m ³)	VALUE (€)
Samartex Timber and Plywood Company Limited	165.505	150,609.55
GRAND TOTAL	165.505	150,609.55

EXPORTERS PERFORMANCE - BRIQUETTES

EXPORTER	CUMULATIVE: SECOND QUARTER 2024	
	VOLUME (m ³)	VALUE (€)
Sustainable Biomass Solution Ghana Limited	675.000	149,227.51
GRAND TOTAL	675.000	149,227.51

MOVING SPECIES

MOVING SPECIES - LUMBER (AIR DRIED)

SPECIES	CUMULATIVE: SECOND QUARTER 2024	
	VOLUME (m ³)	VALUE (€)
Teak	31,208.255	11,678,483.55
Denya	3,675.628	1,609,921.43
Papao / Apa	1,008.816	848,034.90
Kako / Ekki	524.370	273,556.99
Dahoma	487.932	232,551.85
Senya	637.701	230,048.98
Niangon	297.242	213,957.32
Mixed Redwood	125.031	65,016.12
Albizia / Okoro	96.729	57,183.31
Potrodum / Tali Decking	77.824	37,537.94
Gmelina	141.000	33,167.87
Black Ofram	67.597	28,147.53
Emire	39.045	28,047.55
Kusia / Bilinga	34.639	23,989.25
Essa / Celtis	46.713	16,103.77
Candollei	24.921	15,363.69
Danta	21.648	11,906.40
Ananta	29.132	11,734.60
Wawa	12.621	7,320.18
Duabankye	2.216	1,274.20
Mahogany	1.201	442.15
GRAND TOTAL	38,560.261	15,423,789.59

MOVING SPECIES - LUMBER (KILN DRIED)

SPECIES	CUMULATIVE: SECOND QUARTER 2024	
	VOLUME (m ³)	VALUE (€)
Wawa	4,003.516	1,844,685.25
Mahogany	1,066.445	1,037,956.73
Cedrela	719.690	634,229.87
Odum	552.630	589,670.03
Dahoma	366.510	203,300.28
Edinam	288.068	180,968.57
Koto / Kyere	232.099	150,873.08

Niangon	163.752	139,150.64
Rubberwood	694.542	128,613.61
Emire	149.749	103,985.96
Utile	104.713	101,228.93
Sapele	119.423	94,508.37
Black Ofram	149.919	91,058.87
Ofram	106.868	71,825.12
Essa / Celtis	108.613	68,364.70
Makore	77.471	65,075.64
Black Hyedua	60.836	56,381.28
White Ofram	47.412	27,376.84
Asanfina / Anigre	25.371	24,025.02
Albizia / Okoro	35.481	22,707.84
Avodire	39.397	20,814.24
Ceiba	24.790	7,951.56
Ayan / Bonsamdua / Movingui	5.051	3,302.64
Mixed Redwood	7.048	2,919.10
Walnut / Lova	2.729	2,090.28
GRAND TOTAL	9,152.123	5,673,064.42

MOVING SPECIES - SLICED VENEER

SPECIES	CUMULATIVE: SECOND QUARTER 2024	
	VOLUME (m ³)	VALUE (€)
Asanfina / Anigre	341.503	468,109.52
Chenchen	374.209	284,137.05
Sapele	135.402	221,931.17
Koto / Kyere	147.309	213,933.55
Ceiba	131.338	104,106.49
Entedua / Etimoe / Bubinga	39.519	69,723.12
Makore	40.604	68,883.61
Wawa	59.976	66,790.29
Mahogany	35.870	56,966.12
Yaya	34.726	54,690.39
Odum	21.318	42,442.53
White Ofram	72.401	40,596.20
Otie / Ilomba	43.388	40,157.29
Ohaa	20.318	40,154.61
Edinam	24.718	35,381.09

Black Ofram	9.187	19,656.08
Essa / Celtis	13.704	19,186.60
Black And White Ofram	21.336	16,584.52
Hyedua	7.863	15,906.33
Iroko	12.311	14,549.63
Walnut / Lovo	8.077	11,117.35
Guarea	1.415	2,359.66
Mansonia	0.816	1,126.51
GRAND TOTAL	1,597.308	1,908,489.71

MOVING SPECIES - PROCESSED L/MOULDINGS

SPECIES	CUMULATIVE: SECOND QUARTER 2024	
	VOLUME (m ³)	VALUE (€)
Wawa	747.573	451,956.52
Niangon	165.022	257,505.25
Edinam	87.257	115,407.00
Denya	101.553	101,130.74
Sapele	65.514	96,874.35
Kusia / Bilinga	60.432	72,235.68
Essa / Celtis	48.378	69,488.54
Dahoma	54.346	66,227.51
Makore	41.606	59,140.70
Ceiba	88.045	58,999.00
Hotrohotro / Fotie	53.395	52,438.92
Candollei	35.730	51,732.10
Ayan / Bonsamdua / Movingui	36.200	50,989.30
Mixed Redwood	34.129	29,180.30
Mixed Whitewood	32.927	28,457.96
Guarea	19.148	26,807.20
Odum	14.505	26,109.00
Cedrela	9.932	12,578.25
Ofram	16.463	9,054.65
Ananta	9.588	7,670.40
Wawabima/Sterculia	3.950	4,740.00
GRAND TOTAL	1,725.693	1,648,723.35

MOVING SPECIES - PLYWOOD (OVERLAND)

SPECIES	CUMULATIVE: SECOND QUARTER 2024	
	VOLUME (m ³)	VALUE (€)
Ceiba	3,280.313	1,182,031.99
Mixed Redwood	194.079	74,001.95
Eucalyptus	203.964	63,503.15
Black Ofram	84.837	33,389.19
Chenchen	68.764	32,182.20
Ofram	32.745	16,988.05
Edinam	42.866	16,172.80
Danta	13.991	7,455.60
Acacia Mangium	30.268	39.54
Gmelina	30.268	39.54
GRAND TOTAL	3,982.095	1,425,803.99

MOVING SPECIES - TEAK LOGS

SPECIES	CUMULATIVE: SECOND QUARTER 2024	
	VOLUME (m ³)	VALUE (€)
Teak	4,282.827	1,391,374.10
GRAND TOTAL	4,282.827	1,391,374.10

MOVING SPECIES - PLYWOOD

SPECIES	CUMULATIVE: SECOND QUARTER 2024	
	VOLUME (m ³)	VALUE (€)
Eucalyptus	3,388.231	1,228,178.13
Ceiba	267.410	82,623.65
GRAND TOTAL	3,655.641	1,310,801.78

MOVING SPECIES - ROTARY VENEER

SPECIES	CUMULATIVE: SECOND QUARTER 2024	
	VOLUME (m ³)	VALUE (€)
Essa / Celtis	994.846	626,662.39
Ceiba	1,154.131	465,183.19
Otie / Ilomba	96.712	38,148.89
Niangon	45.577	15,496.18
Ogea	40.629	14,948.80
Ohaa	15.230	9,138.00
Yaya	11.416	3,767.28
Chenchen	8.132	3,374.78
Canarium	2.188	805.52
GRAND TOTAL	2,368.861	1,177,525.03

MOVING SPECIES - BILLET

SPECIES	CUMULATIVE: SECOND QUARTER 2024	
	VOLUME (m ³)	VALUE (€)
Teak	2,580.119	830,266.50
Gmelina	16.500	2,465.98
GRAND TOTAL	2,596.619	832,732.48

MOVING SPECIES - BOULES (AIR DRIED)

SPECIES	CUMULATIVE: SECOND QUARTER 2024	
	VOLUME (m ³)	VALUE (€)
Niangon	203.687	163,893.83
GRAND TOTAL	203.687	163,893.83

MOVING SPECIES - BOULES (KILN DRIED)

SPECIES	CUMULATIVE: SECOND QUARTER 2024	
	VOLUME (m ³)	VALUE (€)
Niangon	165.505	150,609.55
GRAND TOTAL	165.505	150,609.55

MOVING SPECIES - BRIQUETTES

SPECIES	CUMULATIVE: SECOND QUARTER 2024	
	VOLUME (m ³)	VALUE (€)
Wawa	675.000	149,227.51
GRAND TOTAL	675.000	149,227.51

DIRECTION OF TRADE

DIRECTION OF TRADE - LUMBER (AIR DRIED)

DESTINATION	CUMULATIVE: SECOND QUARTER 2024	
	VOLUME (m ³)	VALUE (€)
India	31,330.843	11,716,172.76
Vietnam	4,732.271	2,433,372.96
United Arab Emirates	709.212	365,445.65
Egypt	392.283	190,749.34
Greece	244.191	178,463.62
Belgium	247.735	143,837.54
Portugal	197.345	107,184.20
China	310.654	92,046.55
United Kingdom	84.213	49,244.52
Philippines	87.005	33,066.00
Italy	63.984	32,307.45
France	46.376	27,574.00
Germany	62.906	26,420.52
Spain	20.478	11,262.90
Saudi Arabia	18.144	9,321.42
Lithuania	12.621	7,320.18
GRAND TOTAL	38,560.261	15,423,789.59

DIRECTION OF TRADE - LUMBER (KILN DRIED)

DESTINATION	CUMULATIVE: SECOND QUARTER 2024	
	VOLUME (m ³)	VALUE (€)
United States of America	1,355.557	1,330,656.00
Germany	1,448.568	759,026.62
Belgium	1,011.235	515,276.65
United Kingdom	481.446	424,621.16
China	951.609	254,815.18
Greece	276.423	249,875.90
United Arab Emirates	449.702	223,753.01
Estonia	405.039	197,697.97
Canada	223.343	194,461.70
Saudi Arabia	306.218	183,895.37
Ireland	323.290	173,060.59
South Africa	317.647	161,919.65
Pakistan	226.133	147,487.25

Finland	147.295	86,904.05
Qatar	104.182	86,536.76
Turkey	119.167	75,007.40
Lebanon	94.638	73,641.93
Lithuania	120.794	68,616.19
Egypt	116.086	63,472.64
Vietnam	94.362	55,984.25
Oman	69.858	45,856.84
Israel	72.171	44,385.17
France	48.636	42,608.17
Dominican Republic	77.633	37,379.14
Guatemala	36.740	33,814.99
Kuwait	28.140	33,768.00
New Zealand	38.191	25,778.93
Italy	29.761	22,320.75
Spain	22.287	21,172.65
India	111.754	20,571.37
Thailand	44.218	18,698.17
GRAND TOTAL	9,152.123	5,673,064.42

DIRECTION OF TRADE - SLICED VENEER

DESTINATION	CUMULATIVE: SECOND QUARTER 2024	
	VOLUME (m ³)	VALUE (€)
Italy	352.418	458,667.66
India	103.520	209,241.65
Denmark	181.584	192,089.44
Germany	142.053	171,221.68
China	143.021	155,343.09
United States of America	69.699	132,922.57
Finland	110.769	119,226.32
Spain	51.147	116,363.86
Morocco	143.449	109,223.86
Egypt	68.183	59,333.52
Lebanon	79.874	55,276.67
Greece	38.818	38,233.98
Belgium	27.137	25,327.28
South Africa	17.033	19,381.86
Vietnam	13.704	19,186.60
Saudi Arabia	37.509	18,754.39
Qatar	17.390	8,695.30
GRAND TOTAL	1,597.308	1,908,489.71

DIRECTION OF TRADE - PROCESSED L/MOULDINGS

DESTINATION	CUMULATIVE: SECOND QUARTER 2024	
	VOLUME (m ³)	VALUE (€)
Belgium	400.531	489,342.58
Germany	359.262	266,225.30
France	165.256	199,577.70
Greece	125.368	194,320.40
United Kingdom	184.540	185,208.52
Denmark	281.834	149,567.18
Italy	27.184	29,273.35
Turkey	19.572	26,120.01
Croatia	52.432	25,691.68
Netherlands	18.011	23,864.58
Serbia	50.321	22,896.06
Philippines	24.619	20,393.09
Spain	16.763	16,242.93
GRAND TOTAL	1,725.693	1,648,723.35

DIRECTION OF TRADE - PLYWOOD (OVERLAND)

DESTINATION	CUMULATIVE: SECOND QUARTER 2024	
	VOLUME (m ³)	VALUE (€)
Burkina Faso	1,194.828	420,293.60
Niger	1,208.583	405,905.03
Togo	983.399	382,156.79
Mali	324.769	124,871.80
Benin	130.979	48,488.00
Gambia	93.992	27,415.38
Cote D'Ivoire	45.545	16,673.40
GRAND TOTAL	3,982.095	1,425,803.99

DIRECTION OF TRADE - TEAK LOGS

DESTINATION	CUMULATIVE: SECOND QUARTER 2024	
	VOLUME (m ³)	VALUE (€)
India	4,282.827	1,391,374.10
GRAND TOTAL	4,282.827	1,391,374.10

DIRECTION OF TRADE - PLYWOOD

DESTINATION	CUMULATIVE: SECOND QUARTER 2024	
	VOLUME (m³)	VALUE (€)
Saudi Arabia	1,200.256	436,574.99
Senegal	566.980	184,362.86
United States of America	387.561	141,335.60
Latvia	372.190	133,072.28
Nigeria	255.849	92,259.48
Cyprus	225.040	81,379.37
Greece	123.300	58,218.03
France	117.000	41,966.54
Portugal	107.438	38,721.08
Poland	75.016	26,901.62
Spain	70.126	24,924.05
United Kingdom	66.085	24,192.88
South Africa	52.200	13,816.16
Mozambique	36.600	13,076.85
GRAND TOTAL	3,655.641	1,310,801.78

DIRECTION OF TRADE - ROTARY VENEER

DESTINATION	CUMULATIVE: SECOND QUARTER 2024	
	VOLUME (m³)	VALUE (€)
United States of America	838.987	413,290.68
Canada	446.340	342,816.25
Spain	513.061	176,612.08
Belgium	278.385	95,310.62
Denmark	142.140	87,464.40
Morocco	136.791	56,899.78
Italy	13.157	5,131.23
GRAND TOTAL	2,368.861	1,177,525.03

DIRECTION OF TRADE - BILLET

DESTINATION	CUMULATIVE: SECOND QUARTER 2024	
	VOLUME (m³)	VALUE (€)
India	2,596.619	832,732.48
GRAND TOTAL	2,596.619	832,732.48

DIRECTION OF TRADE - BOULES (AIR DRIED)

DESTINATION	CUMULATIVE: SECOND QUARTER 2024	
	VOLUME (m³)	VALUE (€)
Italy	101.019	85,866.15
France	102.668	78,027.68
GRAND TOTAL	203.687	163,893.83

DIRECTION OF TRADE - BOULES (KILN DRIED)

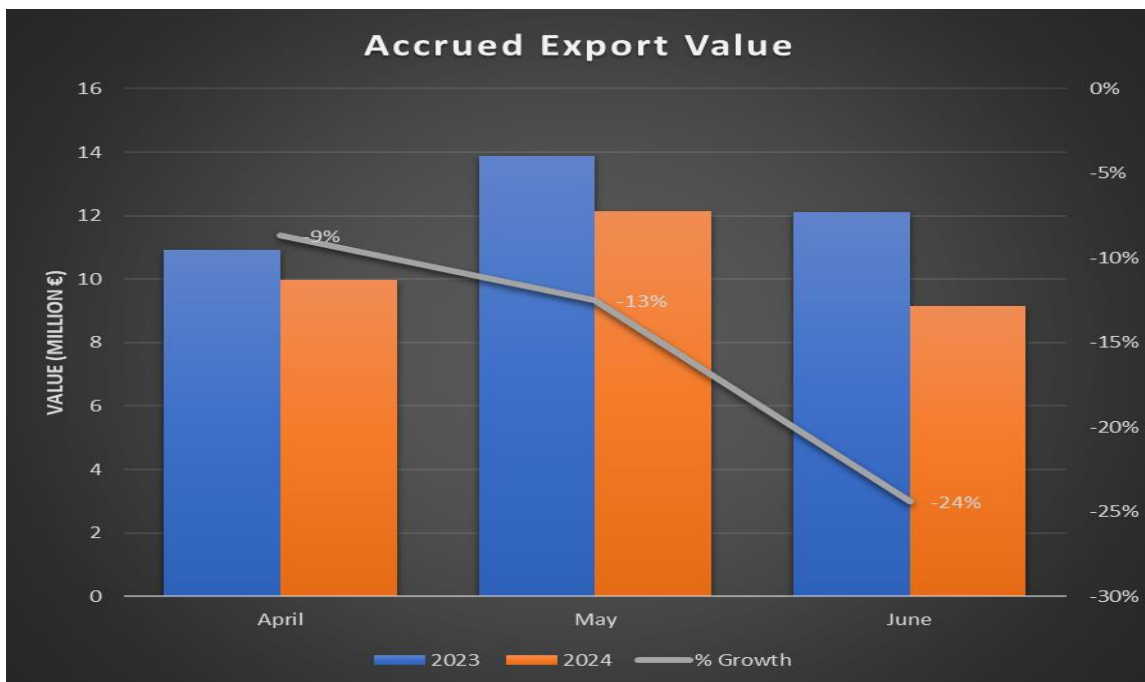
DESTINATION	CUMULATIVE: SECOND QUARTER 2024	
	VOLUME (m³)	VALUE (€)
Greece	137.549	125,169.59
Italy	27.956	25,439.96
GRAND TOTAL	165.505	150,609.55

DIRECTION OF TRADE - BRIQUETTES

DESTINATION	CUMULATIVE: SECOND QUARTER 2024	
	VOLUME (m³)	VALUE (€)
United Kingdom	585.000	128,270.69
Ireland	90.000	20,956.83
GRAND TOTAL	675.000	149,227.51

APPENDIX

TREND ANALYSIS ON EXPORT TRADE FOR SECOND QUARTER, 2024



GHANA FORESTRY COMMISSION

V
I
S
I
O
N

“TO LEAVE FUTURE
GENERATIONS AND ITS
COMMUNITIES WITH RICHER,
BETTER, MORE VALUABLE
FORESTRY AND WILDLIFE
ENDOWMENTS THAN WE
INHERITED.”

M
I
S
S
I
O
N

“TO SUSTAINABLY
DEVELOP AND MANAGE
GHANA’S FORESTRY
AND WILDLIFE
RESOURCES.”