



# REPORT ON EXPORT OF GHANA'S TIMBER AND WOOD PRODUCTS DECEMBER 2023

## Table of Contents: Ghana's Timber and Wood Products Export

REPORT ON EXPORT OF GHANA'S TIMBER AND WOOD PRODUCTS, DECEMBER 2023 .....	3
SUMMARY OF WOOD PRODUCTS EXPORT .....	3
TOP FIVE (5) CATEGORIES FOR THE MONTH OF DECEMBER 2023 .....	5
TIMBER AND WOOD PRODUCTS ANALYTICS .....	6
Summary Report on Export Products December 2023 .....	6
Leading Exporters of Wood Products for December 2023 .....	6
Leading Exporters of Top Five (5) Products by Species December 2023 .....	7
Leading Buyers of Top Five (5) Products by Species December 2023.....	8
Major Markets of Ghana's Wood Products Exports: Jan-Dec 2022/ 2023: Volume and Value .....	9
Export of Timber and Wood Products to Ecowas Countries: Jan-Dec 2022/ 2023 .....	10
Comparative Export Statistics for Timber and Wood Products: Jan-Dec 2022 / 2023 .....	10
Average Unit Price Comparison between January-December 2022 and January-December 2023.....	11
Timber and Wood Products Classification .....	11
EXPORT PERFORMANCE FOR TIMBER AND WOOD PRODUCTS .....	12
EXPORTERS PERFORMANCE .....	12
MOVING SPECIES.....	21
DIRECTION OF TRADE.....	28
APPENDIX.....	35
PRODUCT CLASSIFICATION.....	35
TREND ANALYSIS ON EXPORT TRADE FOR JAN-DEC 2023 .....	36



## REPORT ON EXPORT OF GHANA'S TIMBER AND WOOD PRODUCTS, DECEMBER 2023

### SUMMARY OF WOOD PRODUCTS EXPORT

During December of the year 2023, the export of Ghana's Timber and Wood Products secured an amount of **€10,943,239.38** in value from the volume of **22,979.644m<sup>3</sup>** which represent a decrease of **7.69%** in value and a decrease of **8.29%** in volume, as compared to an amount of **€11,855,520.31** realized from the volume of **25,057.464m<sup>3</sup>** documented in December 2022.

Out of Seventy-six (76) Exporters recorded in December 2023. Samartex Timber and Plywood Company Limited, Peacrok Company Limited, Multimodal Freight Services Limited, Logs and Lumber Limited, and John Bitar and Company Limited were the topmost five [5] who exported Twelve (12) different wood products in Forty (40) Species to Thirty-two (32) different countries and sold to Eighty-eight (88) diverse Buyers.

The top five [5] wood products exported were Lumber (Air Dried), Lumber (Kiln Dried), Plywood (Overland), Plywood, and Billet.

The top five [5] Species with regards to, volumes harvested were Teak, Ceiba, Denya, Danta, and Wawa.

The top [5] favourite destinations were India, Senegal, Vietnam, United States of America, and United Kingdom.

The top five [5] Buyers in that same period under review were Batiplus Industries, Thai Phat International Company Limited, Shanghai Timber Furnishing Company Limited, Shree Sagar General Trading FZE, and ETS Salou Hassane.

Cumulatively, Ghana secured **€134,434,671.84** from the export of **293,284.592m<sup>3</sup>** in January - December 2023. Comparatively, in the previous year of the same period under review **€153,360,934.60** was obtained from the export of **343,543.205m<sup>3</sup>** representing a decrease of **12.34%** in value and a decrease of **14.63%** in volume respectively.

However, the overall Average Unit Price decreased from **€446/m<sup>3</sup>** in January - December 2022 to **€458/m<sup>3</sup>** in January - December 2023, representing an increase of **2.68%**.

Primary Products (Billet, Boules (Air Dried), Kindling, Lumber (Air Dried), Offcut, and Teak Logs) accrued **€76,017,797.97 (56.55%)** from **193,479.091m<sup>3</sup> (65.97%)** of the total export of wood products from January - December 2023. The figures indicate a decrease of **14.78%** in value and a decrease of **15.36%** in volume, respectively compared to the timber export figures from January - December 2022 of **228,585.862m<sup>3</sup> (66.54%)** valued at **€89,201,742.54 (58.16%)**.

Secondary Wood Products comprising of Boules (Kiln Dried), Briquettes, Lumber (Kiln Dried), Plywood, Plywood (Overland), Rotary Veneer, Sliced Veneer, and Sliced Veneer (Overland) formed the bulk of the country's wood export which generated **€51,488,218.64 (38.30%)** from a volume of **92,060.284m<sup>3</sup> (31.39%)** from January - December 2023. The figures indicate a decrease of **9.04%** in value and a decrease of **12.44%** in volume respectively compared to the timber export figures from January - December 2022 of **105,134.75m<sup>3</sup> (30.60%)** valued at **€56,603,438.04 (36.91%)**.

Tertiary Wood Products: Processed L/ Mouldings, and Dowels contributed **€6,928,655.23 (5.15%)** from a volume of **7,745.217m<sup>3</sup> (2.64%)** to the total wood products export from January - December 2023. Moreover, the figures indicate a decrease of **8.30%** in value and a decrease of **21.15%** in volume respectively compared to the timber export figures from January - December 2022 of **9,822.589m<sup>3</sup> (2.86%)** valued at **€7,555,754.03 (4.93%)**

**In the direction of Trade**, exports to Asia/Far East countries (favourite destinations) were **€73,181,423.03 (54.44%)** obtained from **184,551.796m<sup>3</sup> (62.93%)** during December 2023 which indicates decreases of **15.09%** and **16.57%** in value and volume, respectively, compared to **€86,189,363.82 (56.20%)** obtained from the volume of **221,207.475m<sup>3</sup> (64.39%)** documented in December 2022. India was the primary destination (in terms of value) for Ghana's wood products. Exports of timber products to Asia/Far East market include Lumber (Air Dried), Lumber (Kiln Dried), Plywood, Billet, Teak Logs, Sliced Veneer, in Teak, Denya, Wawa, Kako / Ekki, Koto / Kyere, Edinam, Chenchen, Gmelina, Ohaa, Senya, Yaya.

Ghana's export to Europe accrued **€29,307,732.73 (21.80%)** from a volume of **45,941.608m<sup>3</sup> (15.66%)** to be the second major destination (in terms of value) for Ghana's wood products export during December 2023. The figures indicate decreases of **20.68%** and **16.20%** in value and volume, respectively, compared to **€36,948,004.49 (24.09%)** obtained from the volume of **54,821.779m<sup>3</sup> (15.96%)** documented in December 2022. Exports of timber and wood products to the European markets were Lumber (Air Dried), Lumber (Kiln Dried), Plywood, Sliced Veneer, Rotary Veneer, Processed L/ Mouldings, Briquettes, Kindling in Wawa, Asanfina, Koto / Kyere, Emire, Eucalyptus, Mahogany, Odum, Ceiba, Niangon, Cedrela, Sapele, Iroko, Denya, Edinam, Utile.

Wood products exported to Africa were Lumber (Air Dried), Lumber (Kiln Dried), Plywood (Overland), Plywood, Sliced Veneer, Rotary Veneer, Sliced Veneer (Overland) yielded, **€14,648,150.91 (10.90%)** from an exported volume of **36,245.217m<sup>3</sup> (12.36%)** in December 2023. The figures signify decreases of **0.01%** and **19.30%** in value and volume, compared to **€14,646,898.77 (9.55%)** obtained from **44,912.011m<sup>3</sup> (13.07%)** recorded in December 2022. Egypt, South Africa, and Morocco, were the main destinations for Ghana's wood products, with the ECOWAS sub-region market having the largest share of **30,246.821m<sup>3</sup> (83.45%)**, valued at **€11,464,212.88 (78.26%)** of the total African wood products exported from Ghana during December 2023 as compared to **€11,958,783.20 (81.65%)** obtained from **40,115.026m<sup>3</sup> (89.32%)** documented in December 2022.

Wood products exported to the American market accrued **€10,434,360.41 (7.76%)** from the volume of **12,790.883m<sup>3</sup> (4.36%)**, making the fourth topmost destination (in terms of value) for Ghana's wood products export in December 2023, which depict an increase of **8.09%** in value and a decrease of **0.04%** in volume, respectively, compared to **€9,653,788.18 (6.29%)** obtained from **12,796.040m<sup>3</sup> (3.72%)** documented in December 2022. Exports to America were mainly Lumber (Kiln Dried), Sliced Veneer, Rotary Veneer, Processed L/ Mouldings in Mahogany, Essa / Celtis, Cedrela, Denya, Black Ofram.

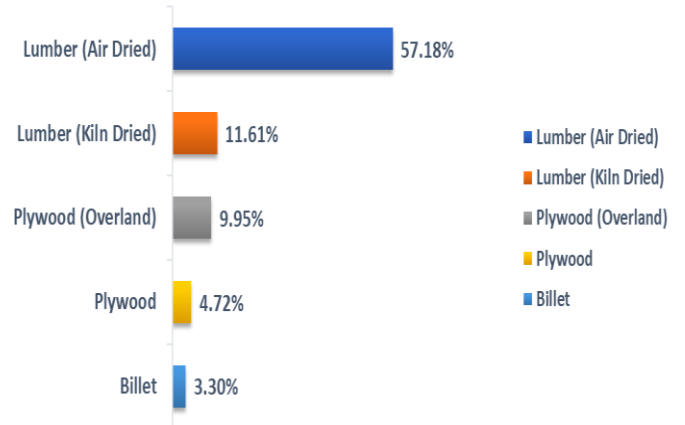
Wood exports to the Middle East market accounted for **€6,790,111.99 (5.05%)** from the volume of **13,683.346m<sup>3</sup> (4.67%)**, making it, the fifth topmost destination (in terms of value) for Ghana's wood products export in December 2023. The figures signify increases of **14.91%** and **39.82%** in value and volume, respectively, compared to **€5,909,317.53 (3.85%)** obtained from **9,786.525m<sup>3</sup> (2.85%)** documented in December 2022. Exports to the Middle East were Lumber (Air Dried), Lumber (Kiln Dried), Plywood, Sliced Veneer in Denya, Dahoma, Black Ofram, Kako / Ekki, Eucalyptus, Wawa, Chenchen.

# TOP FIVE (5) CATEGORIES FOR THE MONTH OF DECEMBER 2023

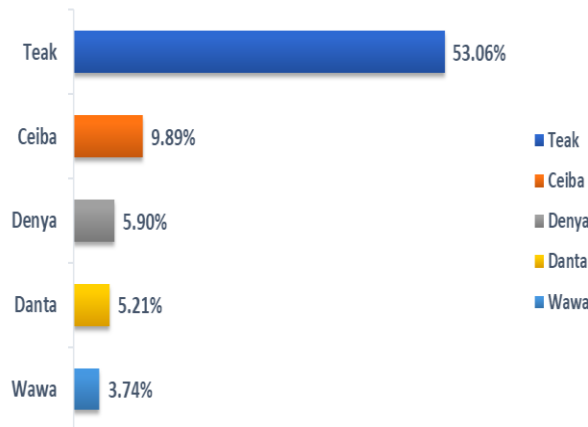
Exporters % Share (December 2023: Top 5)



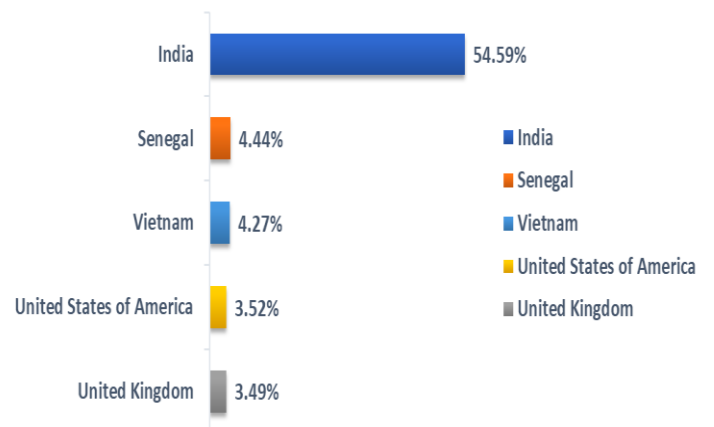
Exported Product % Share (December 2023: Top 5)



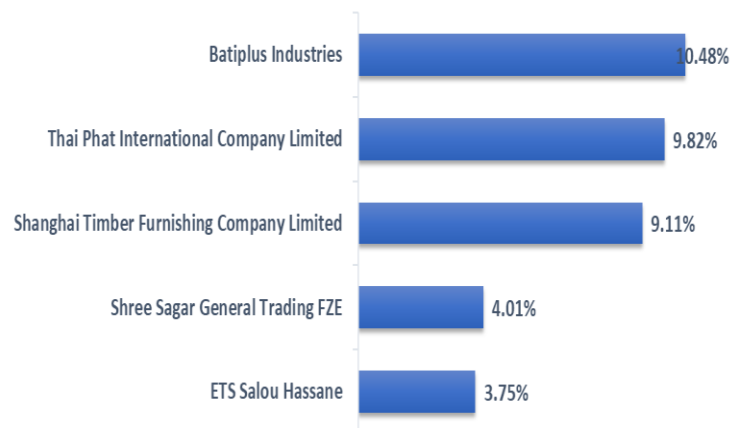
Exported Species % Share (December 2023: Top 5)



Trade Direction % Share (December 2023: Top 5)



Buyers % Share (December 2023: Top 5)



# TIMBER AND WOOD PRODUCTS ANALYTICS

## Summary Report on Export Products December 2023

PRODUCT	DECEMBER 2023		CUMULATIVE: JAN-DEC 2023	
	VOLUME (m <sup>3</sup> )	VALUE (€)	VOLUME (m <sup>3</sup> )	VALUE (€)
Lumber (Air Dried)	13,064.904	5,136,401.28	170,044.365	68,462,378.94
Lumber (Kiln Dried)	3,240.628	2,293,072.33	37,659.621	24,805,977.06
Sliced Veneer	800.908	1,046,688.02	7,248.168	8,572,906.58
Plywood (Overland)	1,881.705	672,283.90	22,775.209	8,542,943.90
Plywood	1,253.553	508,453.37	13,675.101	4,837,863.30
Processed L/ Mouldings	314.049	359,007.48	7,711.745	6,895,183.23
Rotary Veneer	614.201	282,323.70	8,208.992	4,107,957.27
Billet	863.016	277,464.66	13,261.744	4,092,157.15
Teak Logs	561.000	182,018.89	8,690.804	2,814,849.83
Sliced Veneer (Overland)	61.410	127,916.67	108.138	165,115.62
Briquettes	180.000	31,652.96	2,332.376	407,517.02
Kindling	144.270	25,956.12	736.450	66,467.23
Boules (Air Dried)	-	-	721.326	575,251.13
Offcut	-	-	24.402	6,693.70
Dowels	-	-	33.472	33,472.00
Boules (Kiln Dried)	-	-	52.679	47,937.89
<b>GRAND TOTAL</b>	<b>22,979.644</b>	<b>10,943,239.38</b>	<b>293,284.592</b>	<b>134,434,671.84</b>

## Leading Exporters of Wood Products for December 2023

Product	Exporter	Volume (m <sup>3</sup> )	Value (€)
Lumber (Air Dried)	Samartex Timber and Plywood Company Limited	1,631.857	650,413.18
Lumber (Kiln Dried)	Samartex Timber and Plywood Company Limited	1,013.738	657,792.11
Sliced Veneer	Logs and Lumber Limited	316.000	483,205.46
Plywood (Overland)	Jussak Company Limited	595.360	243,415.40
Plywood	Samartex Timber and Plywood Company Limited	699.237	312,144.78
Processed L/ Mouldings	Logs and Lumber Limited	135.708	159,887.42
Rotary Veneer	Samartex Timber and Plywood Company Limited	267.804	149,506.25
Billet	Krish Sun Company Limited	313.516	95,909.27
Teak Logs	Krish Sun Company Limited	264.000	85,655.94
Sliced Veneer (Overland)	Logs and Lumber Limited	61.410	127,916.67
Briquettes	Sustainable Biomass Solution Ghana Limited	180.000	31,652.96
Kindling	Jalogy Ghana Limited	56.030	18,698.58

## Leading Exporters of Top Five (5) Products by Species December 2023

Species	Exporter	Volume (m <sup>3</sup> )	Value (€)
Teak	Peacrok Company Limited	1,739.021	646,915.81
Ceiba	Logs and Lumber Limited	747.692	260,441.43
Mahogany	Samartex Timber and Plywood Company Limited	314.020	267,837.43
Denya	Samartex Timber and Plywood Company Limited	442.984	160,044.83
Danta	Samartex Timber and Plywood Company Limited	1,082.719	443,914.79
Asanfina	Mondial Veneer Ghana Limited	217.060	253,709.76
Wawa	Logs and Lumber Limited	172.869	115,597.43
Koto / Kyere	Logs and Lumber Limited	124.261	247,133.42
Cedrela	Modern Wood Technology and Company Limited	91.515	88,147.46
Black Ofram	Samartex Timber and Plywood Company Limited	203.167	62,310.87
Walnut / Lovoa	Samartex Timber and Plywood Company Limited	393.625	182,520.66
Eucalyptus	Miro Forestry Ghana Limited	476.664	173,352.96
Emire	Ayipah Wood Company Limited	145.583	121,901.20
Mixed Redwood	Samartex Timber and Plywood Company Limited	355.047	149,119.74
Odum	John Bitar and Company Limited	32.656	40,820.00
Edinam	Samartex Timber and Plywood Company Limited	164.053	143,238.29
Kako / Ekki	Benediction Company Limited	163.560	83,660.94
Dahoma	John Bitar and Company Limited	91.451	50,487.02
Niangon	Akwadiaso Company Limited	37.175	33,457.50
Sapele	Logs and Lumber Limited	34.451	45,720.67
Chenchen	John Bitar and Company Limited	111.345	67,353.67
Iroko	John Bitar and Company Limited	64.683	77,597.25
Utile	Adras Company Limited	37.143	37,143.00
Bosse	Logs and Lumber Limited	48.624	33,064.32
Albizia / Okoro	Boison Construction Works Limited	34.624	21,813.12
Otie / Ilomba	Western Hardwood Limited	46.143	20,072.21
White Ofram	Fosu and Fosuaa Company Limited	35.233	19,904.56
Ohaa	John Bitar and Company Limited	10.135	18,850.72
Yaya	Logs and Lumber Limited	2.857	6,280.72
Senya	Delin Wood Limited	18.373	5,126.07
Akasa	Ayum Forest Products Limited	2.457	2,456.66

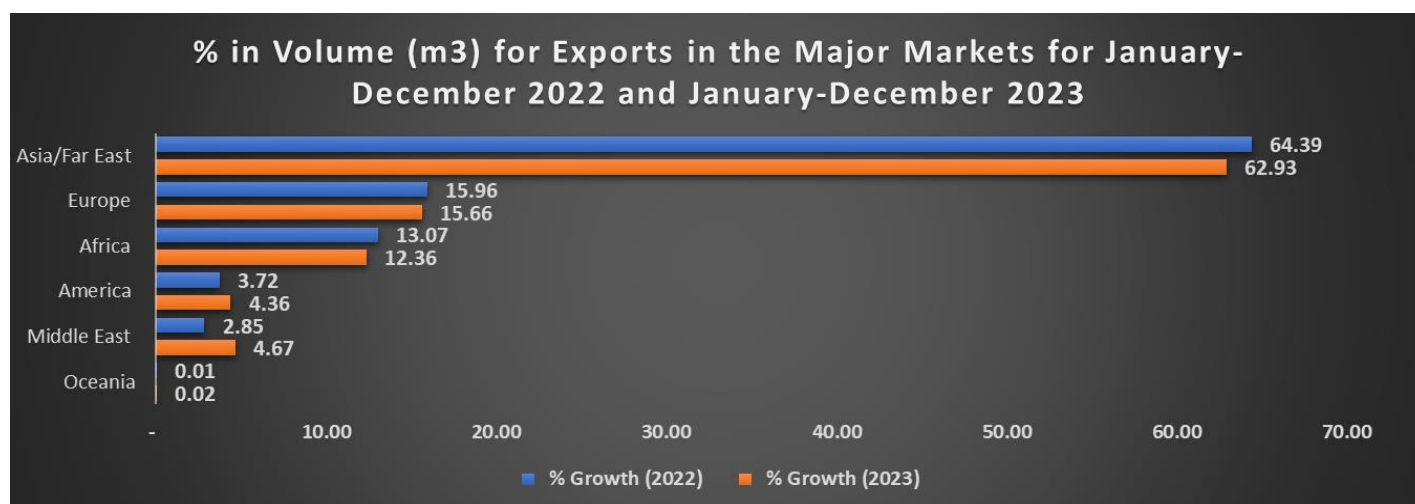
## Leading Buyers of Top Five (5) Products by Species December 2023

Species	Buyer	Volume (m <sup>3</sup> )	Value (€)
Teak	Thai Phat International Company Limited	1,842.338	708,813.16
Ceiba	ETS Salou Hassane	887.983	339,482.28
Mahogany	Superior Timber and Decking Limited	314.020	267,837.43
Denya	Success Company Limited	271.314	138,777.11
Danta	Batiplus Industries	1,082.719	443,914.79
Asanfina	Nevem SRL	217.060	253,709.76
Wawa	Vanhout International B.V	100.231	95,368.11
Koto / Kyere	Arbawood S.A.S Di Francesco Romito & Co.	62.273	167,758.73
Cedrela	Overseas Hardwood Company	91.471	67,933.28
Black Ofram	Batiplus Industries	203.167	62,310.87
Walnut / Lovoa	Batiplus Industries	393.625	182,520.66
Eucalyptus	Miro Forestry Developments Limited	476.664	173,352.96
Emire	CP Timber Limited	145.583	121,901.20
Mixed Redwood	Batiplus Industries	355.047	149,119.74
Odum	Total Wood Sal Mansourieh	32.656	40,820.00
Edinam	Superior Timber and Decking Limited	99.311	84,970.49
Kako / Ekki	Loc Ha Trading Company Limited	163.560	83,660.94
Dahoma	Chabros International Group	95.586	55,559.36
Niangon	Treemex Holz Import and Export GMBH	54.394	37,554.74
Sapele	Pearlstock PTY Limited	34.451	45,720.67
Chenchen	Total Wood Sal Mansourieh	111.345	67,353.67
Iroko	Total Wood Sal Mansourieh	64.683	77,597.25
Utile	Wob Timber GMBH	37.143	37,143.00
Bosse	Regalis FZCO	48.624	33,064.32
Albizia / Okoro	Timber Team International	34.624	21,813.12
Otie / Ilomba	Protimber Holz Import and Export	46.143	20,072.21
White Ofram	Wijma GMBH and Company	35.233	19,904.56
Ohaa	Total Wood Sal Mansourieh	10.135	18,850.72
Yaya	Arbawood S.A.S Di Francesco Romito & Co.	2.857	6,280.72
Senya	Greenda Industry Limited	18.373	5,126.07
Akasa	Starlegno Srl	3.156	2,806.15

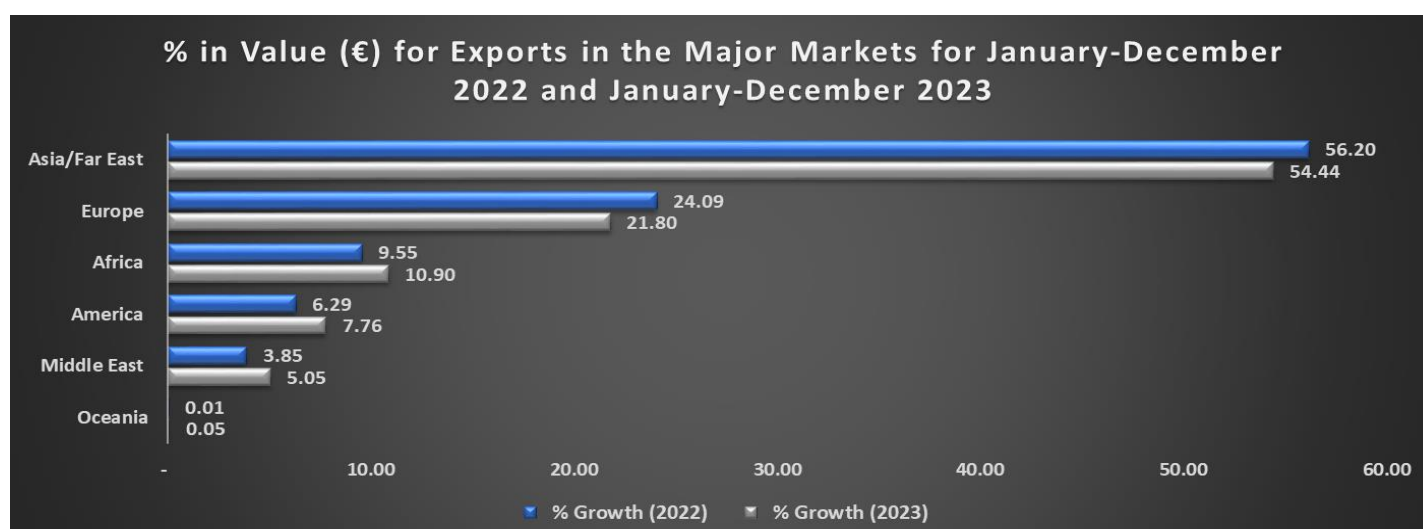


## Major Markets of Ghana's Wood Products Exports: Jan-Dec 2022/ 2023: Volume and Value

Volume(m <sup>3</sup> ) in thousands					
CONTINENT	JAN-DEC 2022 Volume(m <sup>3</sup> )	% Growth (2022)	JAN-DEC 2023 Volume(m <sup>3</sup> )	% Growth (2023)	Volume Variation
Asia/Far East	221.207	64.39	184.552	62.93	-1.46
Europe	54.822	15.96	45.942	15.66	-0.29
Africa	44.912	13.07	36.245	12.36	-0.71
America	12.796	3.72	12.791	4.36	0.64
Middle East	9.787	2.85	13.683	4.67	1.82
Oceania	0.019	0.01	0.072	0.02	0.02
<b>Total</b>	<b>343.543</b>	<b>100.00</b>	<b>293.285</b>	<b>100.00</b>	<b>0.00</b>



Values (€) in millions					
CONTINENT	JAN-DEC 2022 Value (€)	% Growth (2022)	JAN-DEC 2023 Value (€)	% Growth (2023)	Value Variation
Asia/Far East	86.19	56.20	73.18	54.44	-1.76
Europe	36.95	24.09	29.31	21.80	-2.29
Africa	14.65	9.55	14.65	10.90	1.35
America	9.65	6.29	10.43	7.76	1.47
Middle East	5.91	3.85	6.79	5.05	1.20
Oceania	0.01	0.01	0.07	0.05	0.05
<b>Total</b>	<b>153.36</b>	<b>100.00</b>	<b>134.43</b>	<b>100.00</b>	<b>0.00</b>



## Export of Timber and Wood Products to Ecowas Countries: Jan-Dec 2022/ 2023

ECOWAS COUNTRIES	JAN-DEC 2022			JAN-DEC 2023		
	Volume(m <sup>3</sup> )	Value (€)	UNIT PRICE	Volume(m <sup>3</sup> )	Value (€)	UNIT PRICE
Togo	15,252.086	3,179,542.94	208.47	8,593.402	3,242,293.68	377.30
Burkina Faso	8,191.208	2,614,410.49	319.17	7,450.822	2,827,351.24	379.47
Senegal	6,441.791	2,021,462.38	313.80	5,969.454	2,279,866.75	381.92
Niger	5,705.447	2,218,256.69	388.80	5,397.643	1,969,359.17	364.86
Mali	1,800.549	752,809.11	418.10	942.083	371,285.81	394.11
Benin	1,098.441	413,599.76	376.53	589.405	186,110.34	315.76
Cape Verde	736.233	338,585.89	459.89	237.756	114,122.88	480.00
Cote D'Ivoire	223.344	179,958.21	805.75	377.663	225,170.23	596.22
Sierra Leone	409.690	143,658.85	350.65	314.653	113,510.03	360.75
Nigeria	256.237	96,498.89	376.60	373.940	135,142.76	361.40
<b>Grand Total</b>	<b>40,115.026</b>	<b>11,958,783.20</b>	<b>298.11</b>	<b>30,246.821</b>	<b>11,464,212.88</b>	<b>379.02</b>

## Comparative Export Statistics for Timber and Wood Products: Jan-Dec 2022 / 2023

PRODUCT	Volume(m <sup>3</sup> )			Value (€)		
	JAN-DEC 2022	JAN-DEC 2023	% Growth in Volume	JAN-DEC 2022	JAN-DEC 2023	% Growth in Value
Lumber (Air Dried)	188,426.375	170,044.365	-9.76	75,307,618.05	68,462,378.94	-9.09
Lumber (Kiln Dried)	44,471.901	37,659.621	-15.32	26,505,234.69	24,805,977.06	-6.41
Sliced Veneer	9,603.546	7,248.168	-24.53	12,737,265.24	8,572,906.58	-32.69
Plywood (Overland)	31,880.105	22,775.209	-28.56	9,138,291.27	8,542,943.90	-6.51
Billet	37,488.064	13,261.744	-64.62	12,170,912.16	4,092,157.15	-66.38
Processed L/ Mouldings	9,716.574	7,711.745	-20.63	7,449,937.13	6,895,183.23	-7.45
Plywood	9,805.571	13,675.101	39.46	3,705,617.66	4,837,863.30	30.55
Rotary Veneer	8,387.882	8,208.992	-2.13	4,069,050.38	4,107,957.27	0.96
Teak Logs	496.652	8,690.804	1,649.88	173,487.80	2,814,849.83	1,522.51
Boules (Air Dried)	1,827.520	721.326	-60.53	1,401,690.32	575,251.13	-58.96
Briquettes	735.283	2,332.376	217.21	174,745.89	407,517.02	133.21
Sliced Veneer (Overland)	227.784	108.138	-52.53	183,224.58	165,115.62	-9.88
Kindling	317.943	736.450	131.63	138,671.78	66,467.23	-52.07
Dowels	106.015	33.472	-68.43	105,816.90	33,472.00	-68.37
Curls Veneer	9.588		-100.00	79,402.19		-100.00
Boules (Kiln Dried)	13.094	52.679	302.31	10,606.14	47,937.89	351.98
Offcut	29.308	24.402	-16.74	9,362.44	6,693.70	-28.50
<b>TOTAL</b>	<b>343,543.205</b>	<b>293,284.592</b>	<b>-14.63</b>	<b>153,360,934.60</b>	<b>134,434,671.84</b>	<b>-12.34</b>

## Average Unit Price Comparison between January-December 2022 and January-December 2023

Species	2022		2023		Average Price (€/m <sup>3</sup> )		% Share
	Volume (m <sup>3</sup> )	Value (€)	Volume (m <sup>3</sup> )	Value (€)	2022	2023	
Black And White Ofram	58.266	96,866.76	138.006	95,979.12	1,662.49	695.47	-58.17%
Okan	1.011	727.92	198.713	77,062.50	720.00	387.81	-46.14%
Candollei	95.788	98,466.93	436.130	246,035.64	1,027.96	564.13	-45.12%
Ayan / Bonsamdua	86.779	119,449.55	114.896	102,597.30	1,376.48	892.96	-35.13%
Acacia Mangium	264.816	83,110.94	476.084	97,442.74	313.84	204.68	-34.78%
Nyankom	6.818	9,658.92	3.962	3,961.88	1,416.67	999.97	-29.41%
Gmelina	2,802.267	769,010.25	1,403.357	287,891.68	274.42	205.15	-25.25%
Asanфина	3,100.836	4,794,959.59	1,852.654	2,220,450.48	1,546.34	1,198.52	-22.49%
Ofram	522.516	352,102.26	341.582	180,845.38	673.86	529.43	-21.43%
Chenchen	1,624.896	1,463,959.32	1,228.587	940,275.59	900.96	765.33	-15.05%

## Timber and Wood Products Classification

PRODUCT	JAN-DEC 2022			JAN-DEC 2023		
	Volume(m <sup>3</sup> )	Value (€)	% Share in Value	Volume(m <sup>3</sup> )	Value (€)	% Share in Value
<b>PRIMARY</b>						
Lumber (Air Dried)	188,426.375	75,307,618.05		170,044.365	68,462,378.94	
Billet	37,488.064	12,170,912.16		13,261.744	4,092,157.15	
Teak Logs	496.652	173,487.80		8,690.804	2,814,849.83	
Boules (Air Dried)	1,827.520	1,401,690.32		721.326	575,251.13	
Kindling	317.943	138,671.78		736.450	66,467.23	
Offcut	29.308	9,362.44		24.402	6,693.70	
<b>SUB TOTAL</b>	<b>228,585.862</b>	<b>89,201,742.54</b>	<b>58.16</b>	<b>193,479.091</b>	<b>76,017,797.97</b>	<b>56.55</b>
<b>SECONDARY</b>						
Lumber (Kiln Dried)	44,471.901	26,505,234.69		37,659.621	24,805,977.06	
Sliced Veneer	9,603.546	12,737,265.24		7,248.168	8,572,906.58	
Plywood (Overland)	31,880.105	9,138,291.27		22,775.209	8,542,943.90	
Plywood	9,805.571	3,705,617.66		13,675.101	4,837,863.30	
Rotary Veneer	8,387.882	4,069,050.38		8,208.992	4,107,957.27	
Briquettes	735.283	174,745.89		2,332.376	407,517.02	
Sliced Veneer (Overland)	227.784	183,224.58		108.138	165,115.62	
Curls Veneer	9.588	79,402.19				
Boules (Kiln Dried)	13.094	10,606.14		52.679	47,937.89	
<b>SUB TOTAL</b>	<b>105,134.75</b>	<b>56,603,438.04</b>	<b>36.91</b>	<b>92,060.284</b>	<b>51,488,218.64</b>	<b>38.30</b>
<b>TERTIARY</b>						
Processed L/ Mouldings	9,716.574	7,449,937.13		7,711.745	6,895,183.23	
Dowels	106.015	105,816.90		33.472	33,472.00	
<b>SUB TOTAL</b>	<b>9,822.589</b>	<b>7,555,754.03</b>	<b>4.93</b>	<b>7,745.217</b>	<b>6,928,655.23</b>	<b>5.15</b>
<b>GRAND TOTAL</b>	<b>343,543.205</b>	<b>153,360,934.60</b>	<b>100.00</b>	<b>293,284.592</b>	<b>134,434,671.84</b>	<b>100.00</b>

## EXPORT PERFORMANCE FOR TIMBER AND WOOD PRODUCTS

### EXPORTERS PERFORMANCE

#### LUMBER (AIR DRIED)

EXPORTER	DECEMBER 2023		CUMULATIVE: JAN-DEC 2023	
	VOLUME (m <sup>3</sup> )	VALUE (€)	VOLUME (m <sup>3</sup> )	VALUE (€)
Peacrok Company Limited	1,739.021	644,837.61	5,172.021	1,927,138.29
Multimodal Freight Services Limited	1,668.743	618,778.18	20,056.795	7,424,242.01
Samartex Timber and Plywood Company Limited	1,631.857	650,413.16	7,232.636	3,010,892.96
Arena Resources Limited	799.000	296,273.16	7,802.361	2,894,285.45
Bombolex Shipping and Logistics Company Limited	658.112	244,031.19	4,559.336	1,695,361.70
Golden Logs Exporters Limited	634.623	235,321.36	6,511.959	2,416,506.99
3RDI Shipping Agency Limited	473.150	175,446.37	9,796.612	3,679,757.71
Star Exim Ghana Limited	399.500	148,136.58	3,360.500	1,242,509.21
Geavag Company Limited	352.500	130,708.75	4,406.428	1,668,473.65
Aduamoo Limited Company	316.895	161,571.08	811.687	416,956.11
Benediction Company Limited	290.793	148,262.79	4,893.821	4,009,023.97
Eastwest Exports Limited	284.398	129,108.26	3,353.705	1,492,979.88
Nasorp Merchantile Company Limited	282.000	104,567.00	6,464.924	2,431,888.08
West Tropical Trading Enterprise	271.314	138,331.29	1,007.575	535,599.19
Duakron Ghana Limited	258.500	95,853.08	3,671.738	1,373,315.54
Beghap Company Limited	235.328	87,260.79	1,834.660	692,093.39
Adehyee World Limited	235.000	87,139.17	1,645.000	609,139.23
Silver Oak Company Limited	211.698	78,498.67	2,023.303	748,997.62
Shree Jee Limited	211.500	78,425.25	2,307.595	877,414.31
Star Lumber and Sawmill Ghana Limited	171.500	71,542.18	3,327.734	1,370,061.66
Ere Oseiwaa Company Limited	167.036	61,937.78	2,792.644	1,033,027.02
Bhakti Ghana Limited	164.500	60,997.42	5,052.622	1,872,603.50
A K 4920 Limited	164.500	60,997.42	1,833.056	678,916.72
Rock Age Impex Limited	164.500	60,997.42	963.500	357,483.94
Omar Empire Limited Company	141.000	52,283.50	3,067.860	1,136,281.51
F Wood and Trading Company Limited	117.500	43,569.58	611.000	227,316.14
Mcken Logistics Company Limited	94.000	34,855.67	6,122.142	2,281,855.16
Krish Sun Company Limited	94.000	34,855.67	1,762.500	648,888.88
Indiana Woods Limited	94.000	34,855.67	1,326.817	596,702.08
Logs and Lumber Limited	78.399	52,715.82	821.350	461,415.52
Askraf International Company Limited	76.453	51,737.20	2,674.095	1,065,305.89
Josanwi Enterprise Limited	70.500	26,141.75	1,551.052	574,717.00
MKR Commodities Limited	70.500	26,141.75	1,151.500	427,619.96
Akatel Royal Ventures Ltd	70.500	26,141.75	117.500	43,666.15
John Bitar and Company Limited	67.995	39,242.77	637.066	318,959.03

Juben Empire Ghana Limited	47.000	17,427.83	1,057.500	392,751.33
Smith Timber Export Limited	47.000	17,427.83	47.000	17,427.83
Palash International Limited	36.199	18,456.31	386.199	314,334.67
Xylogi Company Limited	36.058	16,713.11	656.872	306,035.74
Tanko Nuhu Timbers	28.341	19,838.70	140.922	94,396.53
Boison Construction Works Limited	27.452	17,879.10	190.072	117,771.77
Gemans Lumber Limited	26.053	17,716.04	105.770	66,364.55
Ack International Export Limited	23.500	8,713.92	212.657	79,161.40
Delin Wood Limited	18.373	5,109.60	1,506.750	596,463.71
Western Hardwood Limited	14.113	5,141.74	36.997	17,313.86
K Lovert Company Limited	0.000	0.00	13,562.949	5,013,417.25
Joanz Impex Limited	0.000	0.00	1,986.077	729,498.05
PM Overseas Ghana Limited	0.000	0.00	1,932.576	721,878.09
Prestige Innovation and Processing Company Limited	0.000	0.00	1,195.297	230,651.17
Royal Afro Asia Limited	0.000	0.00	1,151.604	426,261.68
Pacific Wood Products Ghana Limited	0.000	0.00	990.068	500,992.97
RUCHI RICH GLOBAL LTD	0.000	0.00	857.752	315,176.08
Africa Timber Resources Limited	0.000	0.00	853.457	435,350.06
Speed Bee Timber Company Limited	0.000	0.00	729.709	268,973.10
Avenue Wood Limited	0.000	0.00	720.000	614,880.49
A and A Exim Limited Company	0.000	0.00	636.432	236,494.13
Somnath Exim Limited Company	0.000	0.00	617.864	227,645.61
Ayipah Wood Company Limited	0.000	0.00	594.250	79,142.85
Unique A Yeboah Company Limited	0.000	0.00	576.142	246,827.08
Isaac Manu 2010 Limited	0.000	0.00	564.000	211,043.68
Mawuli Elliot Limited	0.000	0.00	547.000	474,691.73
Frimp and Son Limited	0.000	0.00	541.047	199,572.48
A List Enterprise Ghana Limited	0.000	0.00	524.164	204,558.56
Ghana Primewood Products Limited	0.000	0.00	516.828	299,479.25
Ibrahim and Sons Company Limited	0.000	0.00	507.896	260,043.17
AAR International Exporters Limited	0.000	0.00	455.500	197,431.30
Dark Andoh Global Company Limited	0.000	0.00	428.000	154,183.82
Chester Wood and Company Limited	0.000	0.00	386.049	154,854.08
Grandiz Exim Ghana Limited	0.000	0.00	378.147	139,195.50
Makarios Logistics Limited	0.000	0.00	298.335	245,761.95
K V Global Company Limited	0.000	0.00	282.000	103,415.89
Erivankes Company Limited	0.000	0.00	235.562	120,263.76
Green Nations Limited	0.000	0.00	202.013	132,718.08
Star Overseas Ghana Limited	0.000	0.00	188.204	69,023.37
Gran Pa Shipping and Company Limited	0.000	0.00	188.075	70,159.05
Amoasly Company Limited	0.000	0.00	188.000	69,590.35
Yiogo Lebanni Limited	0.000	0.00	131.328	1,914.48

Musfati Company Limited	0.000	0.00	124.384	66,426.31
Merchant Chains Brokers Limited	0.000	0.00	117.500	43,547.05
Makro Services Company Limited	0.000	0.00	101.332	86,532.83
Sojoes Company Limited	0.000	0.00	96.350	76,679.99
Quinn Agro and Trading Limited	0.000	0.00	94.067	34,624.66
Abdjaney Ghana Limited	0.000	0.00	94.000	34,882.38
Wood Pillar Limited	0.000	0.00	85.732	21,952.80
Ebenezer N Mensah Company Limited	0.000	0.00	75.601	35,910.48
Ayum Forest Products Limited	0.000	0.00	71.428	56,487.00
Greenland Timber Limited	0.000	0.00	70.650	25,945.88
Prime Kaad Construction Limited	0.000	0.00	70.500	26,632.59
Brumo Wood Processing Limited	0.000	0.00	64.405	42,160.74
Assefua Enterprise Limited	0.000	0.00	63.058	35,276.44
Kete Krachi Timber Recovery Limited	0.000	0.00	53.444	38,430.73
Swiss Lumber Company Limited	0.000	0.00	47.334	25,942.84
Hencandy Company Limited	0.000	0.00	47.005	17,534.63
PVN International Ghana Limited	0.000	0.00	47.000	11,001.81
Pobo Edge Limited	0.000	0.00	45.984	24,119.69
Logs Court Limited	0.000	0.00	45.575	26,194.35
Adras Company Limited	0.000	0.00	41.388	20,694.00
Whyte Beeds Trading Company Limited	0.000	0.00	39.048	20,043.57
So Joe Company Limited	0.000	0.00	36.094	16,830.53
Ecod Company Limited	0.000	0.00	36.000	17,959.99
Woodlow Company Limited	0.000	0.00	33.720	18,542.90
Donmax Donkoh Company Limited	0.000	0.00	31.278	16,334.90
Telmak Limited	0.000	0.00	29.393	27,335.49
Akfabel Company Limited	0.000	0.00	27.763	16,566.46
Hindustan Teak Wood Export Limited	0.000	0.00	23.500	8,610.66
Pas Timbers Limited	0.000	0.00	23.414	16,389.80
Me and Sons Limited	0.000	0.00	23.231	13,000.03
WEBCO	0.000	0.00	22.374	15,661.80
Hibiscus Complex	0.000	0.00	22.286	15,600.20
Menabee Company Limited	0.000	0.00	20.000	16,855.68
Splendid World Trade and Logistics Company	0.000	0.00	20.000	17,576.20
Payab Enterprise Limited	0.000	0.00	17.883	8,941.50
Portal Forest Estate	0.000	0.00	3.336	2,317.10
<b>Grand Total</b>	<b>13,064.904</b>	<b>5,136,401.24</b>	<b>169,898.215</b>	<b>68,398,049.97</b>

**LUMBER (KILN DRIED)**

EXPORTER	DECEMBER 2023		CUMULATIVE: JAN-DEC 2023	
	VOLUME (m <sup>3</sup> )	VALUE (€)	VOLUME (m <sup>3</sup> )	VALUE (€)
Samartex Timber and Plywood Company Limited	1,013.738	657,792.10	4,475.528	3,160,004.96
John Bitar and Company Limited	424.778	323,872.03	5,236.152	3,563,478.40
Logs and Lumber Limited	264.450	175,102.61	5,311.716	3,320,955.80
Ayipah Wood Company Limited	242.845	199,376.79	2,460.408	2,050,279.71
Ghana Primewood Products Limited	163.770	127,869.88	1,296.938	932,830.43
Adras Company Limited	160.470	129,013.52	1,448.035	940,024.49
Modern Wood Technology and Company Limited	91.515	87,864.28	322.366	268,184.67
Ibrahim and Sons Company Limited	87.818	51,128.73	1,125.139	597,827.20
Specialized Timber Products Limited	87.803	40,773.59	1,429.296	753,873.52
Buadac Company Limited	75.607	37,803.50	459.049	361,665.66
Akwadiaso Company Limited	74.542	68,097.17	492.001	448,211.71
Sunstex Company Ghana Limited	74.380	45,708.42	1,289.538	808,954.83
Western Hardwood Limited	58.547	23,731.39	277.891	99,154.86
West Tropical Trading Enterprise	54.404	27,738.25	54.404	27,738.25
Barfuor Investment Limited	43.856	39,024.25	170.465	188,443.37
Boison Construction Works Limited	40.776	27,657.52	1,851.162	1,207,249.00
Asuo Bomosadu Timber and Sawmill Limited	39.700	32,819.81	958.056	586,910.31
Mr Bee Company Limited	38.441	35,635.28	151.474	138,420.18
Manukab Company Limited	38.089	32,484.26	257.273	235,018.50
Anwelmax Prestige Company	37.156	32,377.43	144.609	131,546.72
Swiss Lumber Company Limited	36.485	32,130.95	1,056.114	791,759.45
R K Peprah Company Limited	36.224	31,565.29	243.228	217,232.74
Fosu and Fosuaa Company Limited	35.233	19,904.56	135.453	86,365.98
Only One day Company	20.001	13,600.68	20.001	13,600.68
Ayum Forest Products Limited	0.000	0.00	2,003.251	1,010,678.73
Lethnass Limited	0.000	0.00	794.007	446,038.76
Prestige Innovation and Processing Company Limited	0.000	0.00	585.909	107,836.13
Tony Toffey Construction and Wood Processing Limited	0.000	0.00	531.539	314,999.94
Slyvent Company Limited	0.000	0.00	418.214	265,015.63
Xylogi Company Limited	0.000	0.00	407.333	231,997.17
Duakron Ghana Limited	0.000	0.00	340.024	126,252.35
Logs Court Limited	0.000	0.00	329.157	171,478.40
Carpo Timber and Trading Limited	0.000	0.00	156.806	104,988.73
Tanko Nuhu Timbers	0.000	0.00	115.102	81,658.77
Brumo Wood Processing Limited	0.000	0.00	104.684	72,916.74
Mondial Veneer Ghana Limited	0.000	0.00	104.574	60,814.89
Kabre Brothers Limited	0.000	0.00	104.040	75,579.49

A.K. Holy Wood Ent. Co Limited	0.000	0.00	102.331	101,667.61
Benediction Company Limited	0.000	0.00	78.178	70,067.56
Akfabel Company Limited	0.000	0.00	76.810	61,311.40
Agykess Company Limited	0.000	0.00	75.321	68,364.06
Tepa Sawmill Company Limited	0.000	0.00	70.965	56,987.44
Vesta Constructions and Sawmill Ltd	0.000	0.00	70.877	60,645.24
G and E Woodiks	0.000	0.00	48.755	25,452.07
Remuntada Company Limited	0.000	0.00	45.417	38,855.46
Roy C Ghana Limited	0.000	0.00	45.214	42,956.23
Boldsted Ghana Limited	0.000	0.00	41.580	38,488.32
Payab Enterprise Limited	0.000	0.00	40.547	17,435.21
Woodlow Company Limited	0.000	0.00	38.670	17,788.20
Manokab	0.000	0.00	37.649	34,057.90
Abihanvic Limited Company	0.000	0.00	36.922	32,711.58
Assefua Enterprise Limited	0.000	0.00	33.923	23,067.64
Nsukot Mining and Timber Company	0.000	0.00	32.080	28,421.74
Samuel Owusu-Ayim Enterprise	0.000	0.00	31.110	28,080.06
Pobo Edge Limited	0.000	0.00	26.390	16,097.90
Thomport Limited Company	0.000	0.00	23.788	13,623.48
Namuro Forest Products Company Limited	0.000	0.00	18.200	8,645.59
So Joe Company Limited	0.000	0.00	17.114	14,763.38
<b>Grand Total</b>	<b>3,240.628</b>	<b>2,293,072.28</b>	<b>37,652.777</b>	<b>24,799,475.21</b>

## BILLET

EXPORTER	DECEMBER 2023		CUMULATIVE: JAN-DEC 2023	
	VOLUME (m3)	VALUE (€)	VOLUME (m3)	VALUE (€)
Krish Sun Company Limited	313.516	95,909.26	3,433.860	904,009.10
Rock Age Impex Limited	231.500	75,111.18	1,381.537	446,984.44
Star Exim Ghana Limited	115.500	37,474.48	941.329	306,046.90
RUCHI RICH GLOBAL LTD	70.500	26,141.75	70.500	26,141.75
Speed Bee Timber Company Limited	49.500	16,060.49	280.500	90,587.91
Sea Coast Traders Ltd	33.000	10,706.99	33.000	10,706.99
Arena Resources Limited	16.500	5,353.50	1,551.000	502,733.63
Geavag Company Limited	16.500	5,353.50	82.511	26,630.42
Brewmo Limited	16.500	5,353.50	16.500	5,353.50
3RDI Shipping Agency Limited	0.000	0.00	1,452.816	471,887.52
Multimodal Freight Services Limited	0.000	0.00	661.594	214,998.02
Beloved Knowledge Links Limited	0.000	0.00	462.000	150,511.30
Mere Plantations Limited	0.000	0.00	429.000	137,363.69
Golden Logs Exporters Limited	0.000	0.00	412.515	132,082.07
K V Global Company Limited	0.000	0.00	313.536	101,676.88
Peacrok Company Limited	0.000	0.00	214.661	69,929.18
Abisdjaney Ghana Limited	0.000	0.00	198.000	64,249.88



Dark Andoh Global Company Limited	0.000	0.00	165.000	54,116.97
Ack International Export Limited	0.000	0.00	148.500	48,458.11
Askraf International Company Limited	0.000	0.00	115.500	37,461.26
Pan Afro King Company Limited	0.000	0.00	115.500	37,700.12
A K 4920 Limited	0.000	0.00	99.000	32,345.48
Indiana Woods Limited	0.000	0.00	99.000	31,730.63
Grandiz Exim Ghana Limited	0.000	0.00	89.385	28,754.18
Eastwest Exports Limited	0.000	0.00	66.000	20,953.32
SM Exim Limited	0.000	0.00	66.000	21,296.74
Kimpex Ghana Limited	0.000	0.00	66.000	21,276.56
Merchant Chains Brokers Limited	0.000	0.00	49.500	15,967.90
Shree Jee Limited	0.000	0.00	49.500	16,041.13
Mcken Logistics Company Limited	0.000	0.00	33.000	10,675.79
Frimp and Son Limited	0.000	0.00	33.000	10,523.41
Bombolex Shipping and Logistics Company Limited	0.000	0.00	16.500	5,238.33
Gran Pa Shipping and Company Limited	0.000	0.00	16.500	5,385.73
<b>Grand Total</b>	<b>863.016</b>	<b>277,464.64</b>	<b>13,162.744</b>	<b>4,059,818.86</b>

## PLYWOOD

EXPORTER	DECEMBER 2023		CUMULATIVE: JAN-DEC 2023	
	VOLUME (m3)	VALUE (€)	VOLUME (m3)	VALUE (€)
Samartex Timber and Plywood Company Limited	699.237	312,144.77	1,641.494	833,301.99
Miro Forestry Ghana Limited	476.664	172,795.80	11,419.786	3,847,639.26
Asuo Bomosadu Timber and Sawmill Limited	44.652	12,805.80	44.652	12,805.80
Beloved Knowledge Links Limited	33.000	10,706.99	33.000	10,706.99
Techno Timber Company Limited	0.000	0.00	651.403	181,002.91
John Bitar and Company Limited	0.000	0.00	212.226	73,911.16
Aei Pleasant Ventures	0.000	0.00	47.620	14,914.37
<b>Grand Total</b>	<b>1,253.553</b>	<b>508,453.36</b>	<b>14,050.181</b>	<b>4,974,282.49</b>

## PROCESSED L/ MOULDINGS

EXPORTER	DECEMBER 2023		CUMULATIVE: JAN-DEC 2023	
	VOLUME (m3)	VALUE (€)	VOLUME (m3)	VALUE (€)
Logs and Lumber Limited	135.708	159,887.42	3,175.063	2,430,325.17
Samartex Timber and Plywood Company Limited	91.929	114,838.00	2,234.732	2,507,254.85
Asuo Bomosadu Timber and Sawmill Limited	55.735	42,003.39	484.174	344,717.14
John Bitar and Company Limited	30.677	42,278.66	1,278.110	1,163,527.95
Ayum Forest Products Limited	0.000	0.00	246.779	163,122.47
Modern Wood Technology and Company Limited	0.000	0.00	215.161	231,847.04
Ibrahim and Sons Company Limited	0.000	0.00	42.288	30,447.36
Xylogi Company Limited	0.000	0.00	42.282	30,443.04
<b>Grand Total</b>	<b>314.049</b>	<b>359,007.47</b>	<b>7,718.589</b>	<b>6,901,685.02</b>

## SLICED VENEER

EXPORTER	DECEMBER 2023		CUMULATIVE: JAN-DEC 2023	
	VOLUME (m3)	VALUE (€)	VOLUME (m3)	VALUE (€)
Logs and Lumber Limited	316.000	483,205.48	2,160.537	2,852,001.95
Mondial Veneer Ghana Limited	224.230	259,812.15	1,129.692	1,332,210.00
John Bitar and Company Limited	220.926	241,974.80	1,836.049	1,898,018.78
Ayum Forest Products Limited	39.752	61,695.62	643.088	964,497.67
Samartex Timber and Plywood Company Limited	0.000	0.00	1,381.827	1,464,585.69
Xylogi Company Limited	0.000	0.00	96.976	61,592.53
<b>Grand Total</b>	<b>800.908</b>	<b>1,046,688.05</b>	<b>7,248.168</b>	<b>8,572,906.61</b>

## PLYWOOD (OVERLAND)

EXPORTER	DECEMBER 2023		CUMULATIVE: JAN-DEC 2023	
	VOLUME (m3)	VALUE (€)	VOLUME (m3)	VALUE (€)
Logs and Lumber Limited	722.839	234,983.42	8,985.592	3,473,520.71
Jussak Company Limited	595.360	243,415.39	5,382.055	2,020,081.09
John Bitar and Company Limited	283.687	96,012.18	1,627.959	581,617.83
Wood Pillar Limited	232.190	80,798.50	3,437.610	1,349,961.47
Asuo Bomosadu Timber and Sawmill Limited	47.629	17,074.40	1,524.229	470,695.00
Miro Forestry Ghana Limited	0.000	0.00	725.915	343,138.59
Namuro Forest Products Company Limited	0.000	0.00	559.640	151,874.51
Naumuro Forest Products Company Limited	0.000	0.00	166.700	65,996.29
Jingmen Industry Ghana Limited	0.000	0.00	130.955	19,725.98
Aei Pleasant Ventures	0.000	0.00	95.240	30,049.31
Ayum Forest Products Limited	0.000	0.00	53.582	14,330.30
<b>Grand Total</b>	<b>1,881.705</b>	<b>672,283.89</b>	<b>22,689.477</b>	<b>8,520,991.09</b>

## ROTARY VENEER

EXPORTER	DECEMBER 2023		CUMULATIVE: JAN-DEC 2023	
	VOLUME (m3)	VALUE (€)	VOLUME (m3)	VALUE (€)
John Bitar and Company Limited	346.397	132,817.46	4,690.919	1,834,609.12
Samartex Timber and Plywood Company Limited	267.804	149,506.26	3,284.471	2,162,223.35
Logs and Lumber Limited	0.000	0.00	144.097	79,220.23
Johntech Logistics Limited	0.000	0.00	45.307	14,105.40
<b>Grand Total</b>	<b>614.201</b>	<b>282,323.72</b>	<b>8,164.794</b>	<b>4,090,158.09</b>

## BRIQUETTES

EXPORTER	DECEMBER 2023		CUMULATIVE: JAN-DEC 2023	
	VOLUME (m3)	VALUE (€)	VOLUME (m3)	VALUE (€)
Sustainable Biomass Solution Ghana Limited	180.000	31,652.95	2,332.376	407,517.01
<b>Grand Total</b>	<b>180.000</b>	<b>31,652.95</b>	<b>2,332.376</b>	<b>407,517.01</b>

## SLICED VENEER (OVERLAND)

EXPORTER	DECEMBER 2023		CUMULATIVE: JAN-DEC 2023	
	VOLUME (m3)	VALUE (€)	VOLUME (m3)	VALUE (€)
Logs and Lumber Limited	61.410	127,916.66	108.138	165,115.62
<b>Grand Total</b>	<b>61.410</b>	<b>127,916.66</b>	<b>108.138</b>	<b>165,115.62</b>

## KINDLING

EXPORTER	DECEMBER 2023		CUMULATIVE: JAN-DEC 2023	
	VOLUME (m3)	VALUE (€)	VOLUME (m3)	VALUE (€)
Clark Sustainable Resource Development Limited	88.240	7,257.54	244.120	19,911.98
Jalogy Ghana Limited	56.030	18,698.58	380.570	38,877.68
Kete Krachi Timber Recovery Limited	0.000	0.00	111.760	7,677.57
<b>Grand Total</b>	<b>144.270</b>	<b>25,956.12</b>	<b>736.450</b>	<b>66,467.23</b>

## TEAK LOGS

EXPORTER	DECEMBER 2023		CUMULATIVE: JAN-DEC 2023	
	VOLUME (m3)	VALUE (€)	VOLUME (m3)	VALUE (€)
Krish Sun Company Limited	264.000	85,655.95	1,336.090	424,478.09
3RDI Shipping Agency Limited	181.500	58,888.46	1,139.270	371,484.61
Beloved Knowledge Links Limited	99.000	32,120.98	478.500	156,669.18
Star Exim Ghana Limited	16.500	5,353.50	528.419	171,582.71
Arena Resources Limited	0.000	0.00	973.973	315,552.82
Multimodal Freight Services Limited	0.000	0.00	501.000	161,892.99
Mere Plantations Limited	0.000	0.00	429.000	138,728.90
Dark Andoh Global Company Limited	0.000	0.00	402.500	132,293.77
Golden Logs Exporters Limited	0.000	0.00	330.168	106,257.35
Rock Age Impex Limited	0.000	0.00	322.000	105,273.18
Grandiz Exim Ghana Limited	0.000	0.00	248.655	81,424.84
Speed Bee Timber Company Limited	0.000	0.00	214.500	69,322.60
Ack International Export Limited	0.000	0.00	198.000	64,052.37
Peacrok Company Limited	0.000	0.00	165.097	53,932.37
Shree Jee Limited	0.000	0.00	148.630	47,536.05
K V Global Company Limited	0.000	0.00	132.770	42,291.35
Askraf International Company Limited	0.000	0.00	132.350	43,381.66
A K 4920 Limited	0.000	0.00	132.182	43,189.92
Kimpex Ghana Limited	0.000	0.00	132.000	43,072.38
Mcken Logistics Company Limited	0.000	0.00	115.540	37,713.17
Abdjaney Ghana Limited	0.000	0.00	99.000	32,724.08
Merchant Chains Brokers Limited	0.000	0.00	82.500	27,054.39
Frimp and Son Limited	0.000	0.00	82.500	26,902.20
AAR International Exporters Limited	0.000	0.00	69.000	22,003.50
Sea Coast Traders Ltd	0.000	0.00	49.500	15,785.12
Adom Yeboah Tetteh Company Limited	0.000	0.00	33.160	10,818.52
Unique A Yeboah Company Limited	0.000	0.00	33.000	10,476.66
Brewmo Limited	0.000	0.00	33.000	10,766.32
Amoasly Company Limited	0.000	0.00	33.000	10,779.42
Prime Kaad Construction Limited	0.000	0.00	33.000	10,771.46
SM EXIM LIMITED	0.000	0.00	33.000	10,476.66
Indiana Woods Limited	0.000	0.00	33.000	10,771.46
Star Overseas Ghana Limited	0.000	0.00	16.500	5,389.71
<b>Grand Total</b>	<b>561.000</b>	<b>182,018.88</b>	<b>8,690.804</b>	<b>2,814,849.83</b>

## MOVING SPECIES

### LUMBER (AIR DRIED)

SPECIES	DECEMBER 2023		CUMULATIVE: JAN-DEC 2023	
	VOLUME (m3)	VALUE (€)	VOLUME (m3)	VALUE (€)
Teak	10,221.062	3,845,009.74	142,615.049	53,728,223.79
Denya	1,203.934	549,717.44	7,401.664	3,372,432.72
Danta	586.393	240,421.13	1,087.397	475,867.50
Walnut / Lovo	313.609	144,513.06	374.791	172,513.46
Kako / Ekki	217.761	111,026.93	1,416.888	718,285.47
Black Ofram	199.207	61,479.27	857.731	285,434.37
Dahoma	89.664	44,469.01	1,542.203	736,719.59
Niangon	54.394	37,554.74	476.679	361,519.55
Bosse	48.624	33,064.32	48.624	33,064.32
Wawa	45.611	28,050.77	208.574	87,203.35
Emire	29.775	19,651.50	82.945	54,743.70
Albizia / Okoro	22.384	11,192.00	411.160	232,945.47
Senya	18.373	5,109.60	1,432.074	565,500.92
Ceiba	14.113	5,141.74	144.043	44,893.73
Papao / Apa	0.000	0.00	6,595.760	5,590,033.87
Rubberwood	0.000	0.00	1,174.668	215,802.77
Mixed Redwood	0.000	0.00	1,104.224	419,189.40
Cedrela	0.000	0.00	784.115	210,268.27
Ananta	0.000	0.00	525.476	243,448.34
Mahogany	0.000	0.00	240.271	183,126.54
Okan	0.000	0.00	198.713	77,062.50
Essa / Celtis	0.000	0.00	174.817	76,919.48
Potrodum / Tali Decking	0.000	0.00	121.750	60,568.16
Guarea	0.000	0.00	121.138	64,433.26
Gmelina	0.000	0.00	118.500	27,437.50
Odum	0.000	0.00	98.592	76,352.88
Kusia / Bilinga	0.000	0.00	90.093	56,064.82
Azobe	0.000	0.00	88.645	50,756.51
Koto / Kyere	0.000	0.00	87.552	1,276.32

Candollei	0.000	0.00	76.821	53,533.72
Mansonia	0.000	0.00	41.850	30,358.00
Iroko	0.000	0.00	34.452	32,770.25
Ohaa	0.000	0.00	33.677	14,817.88
Kroma	0.000	0.00	30.141	13,629.42
Black And White Ofram	0.000	0.00	28.754	13,801.92
White Ofram	0.000	0.00	20.049	12,997.15
Duabankye	0.000	0.00	4.175	2,347.48
Wawabima/Sterculia	0.000	0.00	4.160	1,705.60
<b>Grand Total</b>	<b>13,064.904</b>	<b>5,136,401.24</b>	<b>169,898.215</b>	<b>68,398,049.97</b>

### LUMBER (KILN DRIED)

SPECIES	DECEMBER 2023		CUMULATIVE: JAN-DEC 2023	
	VOLUME (m3)	VALUE (€)	VOLUME (m3)	VALUE (€)
Mahogany	687.801	621,706.17	4,285.432	3,958,589.11
Wawa	573.646	288,048.47	14,983.468	7,582,656.20
Danta	496.326	203,493.66	561.849	241,655.58
Cedrela	273.977	246,121.56	3,820.054	3,316,424.96
Emire	186.449	152,550.70	399.601	315,649.51
Black Ofram	164.593	89,714.48	859.102	487,003.33
Edinam	164.053	142,965.33	1,494.565	1,095,013.72
Dahoma	125.794	70,222.57	2,350.821	1,291,493.71
Odum	121.336	144,784.27	1,526.059	1,582,061.03
Niangon	89.215	74,472.81	467.210	353,021.50
Koto / Kyere	70.007	48,267.70	880.708	618,724.52
Iroko	64.683	77,597.25	150.997	169,575.17
Kako / Ekki	54.404	27,738.25	108.170	62,810.28
Otie / Ilomba	46.143	20,072.21	330.878	156,547.38
Utile	37.143	37,143.00	480.764	434,512.91
White Ofram	35.233	19,904.56	293.713	162,869.40
Albizia / Okoro	34.624	21,813.12	206.226	131,119.32
Ceiba	12.404	3,659.18	346.946	110,547.88
Sapele	2.797	2,797.00	1,165.710	1,007,363.19

Makore	0.000	0.00	614.432	556,798.44
Rubberwood	0.000	0.00	585.909	107,836.13
Teak	0.000	0.00	340.024	126,252.35
Ofram	0.000	0.00	241.223	141,387.16
Essa / Celtis	0.000	0.00	145.877	98,145.88
Candollei	0.000	0.00	145.856	100,891.49
Guarea	0.000	0.00	133.551	98,583.20
Chenchen	0.000	0.00	99.473	42,845.31
Yaya	0.000	0.00	91.003	57,862.02
Kusia / Bilinga	0.000	0.00	83.493	79,965.18
Ayan / Bonsamdua / Movingui	0.000	0.00	77.593	46,913.32
Walnut / Lovoa	0.000	0.00	44.739	28,731.48
Denya	0.000	0.00	44.369	24,596.22
Black And White Ofram	0.000	0.00	35.258	20,097.06
Ananta	0.000	0.00	32.945	21,054.70
Subaha	0.000	0.00	32.437	22,057.16
Black Hyedua	0.000	0.00	31.200	39,477.00
Entedua / Etimoe / Bubinga	0.000	0.00	28.132	19,129.76
Berlina	0.000	0.00	26.302	16,242.59
Wawabima/Sterculia	0.000	0.00	24.675	13,338.22
Papao / Apa	0.000	0.00	17.114	14,763.38
White Koto	0.000	0.00	16.412	9,847.20
Hotrohotro / Fotie	0.000	0.00	15.244	14,253.14
Asanfina	0.000	0.00	10.470	5,235.00
Mixed Redwood	0.000	0.00	9.598	6,222.09
Mansonia	0.000	0.00	8.381	6,704.80
Wama	0.000	0.00	4.794	2,606.28
<b>Grand Total</b>	<b>3,240.628</b>	<b>2,293,072.28</b>	<b>37,652.777</b>	<b>24,799,475.21</b>

**BILLET**

SPECIES	DECEMBER 2023		CUMULATIVE: JAN-DEC 2023	
	VOLUME (m3)	VALUE (€)	VOLUME (m3)	VALUE (€)
Teak	830.016	272,570.01	12,221.170	3,920,611.94
Gmelina	33.000	4,894.63	941.574	139,206.91
<b>Grand Total</b>	<b>863.016</b>	<b>277,464.64</b>	<b>13,162.744</b>	<b>4,059,818.86</b>

**PLYWOOD**

SPECIES	DECEMBER 2023		CUMULATIVE: JAN-DEC 2023	
	VOLUME (m3)	VALUE (€)	VOLUME (m3)	VALUE (€)
Eucalyptus	476.664	172,795.80	11,310.661	3,809,353.89
Mixed Redwood	355.047	149,119.74	356.833	150,105.23
Ceiba	223.261	96,752.03	1,483.692	657,298.07
Sapele	85.565	41,071.20	349.213	153,232.21
Walnut / Lovoa	80.016	38,007.60	159.899	69,881.85
Teak	33.000	10,706.99	142.125	48,992.36
Black Ofram	0.000	0.00	210.440	72,925.67
Mixed Whitewood	0.000	0.00	23.653	8,052.08
Otie / Ilomba	0.000	0.00	13.665	4,441.13
<b>Grand Total</b>	<b>1,253.553</b>	<b>508,453.36</b>	<b>14,050.181</b>	<b>4,974,282.49</b>

**PROCESSED L/ MOULDINGS**

SPECIES	DECEMBER 2023		CUMULATIVE: JAN-DEC 2023	
	VOLUME (m3)	VALUE (€)	VOLUME (m3)	VALUE (€)
Wawa	97.424	89,982.64	3,760.765	2,343,318.22
Denya	71.478	76,189.90	825.569	874,844.79
Sapele	50.204	77,751.00	192.690	298,810.14
Ananta	25.054	26,859.45	65.317	75,175.05
Essa / Celtis	24.150	34,700.39	95.668	136,132.94
Dahoma	21.195	25,346.18	231.146	239,130.28
Guarea	8.945	12,523.00	48.852	55,997.50
Makore	5.200	7,280.00	124.688	194,796.45
Hotrohotro / Fotie	3.841	3,648.95	441.075	427,064.57
Edinam	3.655	4,447.86	185.623	270,458.60
Mahogany	2.903	278.10	94.701	110,088.53
Niangon	0.000	0.00	339.685	491,954.39



Ceiba	0.000	0.00	267.824	176,033.64
Tetekon	0.000	0.00	143.628	214,320.22
Kusia / Bilinga	0.000	0.00	108.343	133,938.36
Black Ofram	0.000	0.00	104.952	50,699.22
Odum	0.000	0.00	100.781	128,513.37
Koto / Kyere	0.000	0.00	76.920	74,915.50
Mixed Redwood	0.000	0.00	74.267	68,769.26
Iroko	0.000	0.00	72.796	110,815.36
Potrodum / Tali Decking	0.000	0.00	52.065	66,816.50
Emire	0.000	0.00	49.855	63,794.43
Yaya	0.000	0.00	42.353	38,117.70
Forte	0.000	0.00	37.542	45,017.08
Ayan / Bonsamdua / Movingui	0.000	0.00	37.303	55,683.98
Papao / Apa	0.000	0.00	35.485	47,786.25
Mixed Whitewood	0.000	0.00	31.675	28,507.50
Danta	0.000	0.00	30.690	32,224.50
Ohaa	0.000	0.00	13.992	13,992.00
Cedrela	0.000	0.00	8.810	11,130.95
Wawabima/Sterculia	0.000	0.00	8.439	6,329.25
White Ofram	0.000	0.00	3.658	2,883.10
Walnut / Lovoa	0.000	0.00	2.877	3,061.84
Ofram	0.000	0.00	2.868	4,015.20
Albizia / Okoro	0.000	0.00	1.748	1,485.80
Candollei	0.000	0.00	1.497	1,676.55
Avodire	0.000	0.00	1.262	1,262.00
Black Hyedua	0.000	0.00	1.180	2,124.00
<b>Grand Total</b>	<b>314.049</b>	<b>359,007.47</b>	<b>7,718.589</b>	<b>6,901,685.02</b>

## SLICED VENEER

SPECIES	DECEMBER 2023		CUMULATIVE: JAN-DEC 2023	
	VOLUME (m3)	VALUE (€)	VOLUME (m3)	VALUE (€)
Asanfina	344.840	388,768.25	1,818.071	2,193,513.17
Koto / Kyere	125.063	308,360.75	936.635	1,572,548.45
Chenchen	124.106	87,044.83	1,099.101	885,724.06
Wawa	57.943	64,712.23	255.232	281,784.96
Sapele	41.621	51,676.39	706.144	940,421.32
Mahogany	37.675	66,796.80	610.722	941,229.80
Black Ofram	25.039	17,534.53	149.419	134,618.20
Ceiba	24.853	25,520.58	708.069	476,326.69
Ohaa	10.135	18,790.13	79.539	153,441.82
Yaya	5.115	11,003.89	66.824	73,532.43
Akasa	3.156	2,806.14	37.677	39,439.72

Iroko	1.362	3,673.53	1.362	3,673.53
Makore	0.000	0.00	258.762	226,849.36
Edinam	0.000	0.00	118.353	165,059.73
White Ofram	0.000	0.00	83.324	101,419.31
Black And White Ofram	0.000	0.00	63.278	56,180.32
Candollei	0.000	0.00	54.186	58,745.56
Entedua / Etimoe / Bubinga	0.000	0.00	38.129	61,406.40
Black Chenchen	0.000	0.00	25.567	22,679.90
Essa / Celtis	0.000	0.00	24.647	25,385.42
Odum	0.000	0.00	20.274	44,839.34
Walnut / Lovoa	0.000	0.00	17.946	8,226.05
Ofram	0.000	0.00	15.368	17,399.34
Black Hyedua	0.000	0.00	15.250	34,915.90
Hyedua	0.000	0.00	10.992	18,152.37
Avodire	0.000	0.00	10.373	9,742.38
Danta	0.000	0.00	9.378	3,410.32
Mansonia	0.000	0.00	4.996	12,325.89
Nyankom	0.000	0.00	3.962	3,961.88
Guarea	0.000	0.00	2.720	3,292.95
Niangon	0.000	0.00	1.284	1,669.80
Albizia / Okoro	0.000	0.00	0.584	990.22
<b>Grand Total</b>	<b>800.908</b>	<b>1,046,688.05</b>	<b>7,248.168</b>	<b>8,572,906.61</b>

#### PLYWOOD (OVERLAND)

SPECIES	DECEMBER 2023		CUMULATIVE: JAN-DEC 2023	
	VOLUME (m3)	VALUE (€)	VOLUME (m3)	VALUE (€)
Ceiba	1,747.755	626,901.03	19,422.476	7,181,749.73
Black Ofram	133.950	45,382.86	998.691	415,375.31
Mixed Redwood	0.000	0.00	895.838	335,631.98
Eucalyptus	0.000	0.00	352.708	173,077.88
Gmelina	0.000	0.00	277.693	111,555.91
Danta	0.000	0.00	192.897	80,727.86
Candollei	0.000	0.00	157.770	31,188.32
Edinam	0.000	0.00	112.522	50,384.09
Acacia Mangium	0.000	0.00	95.514	58,504.80
Wawa	0.000	0.00	83.350	32,702.62
Sapele	0.000	0.00	66.679	31,005.83
Ofram	0.000	0.00	22.623	13,186.92
Black And White Ofram	0.000	0.00	10.716	5,899.81
<b>Grand Total</b>	<b>1,881.705</b>	<b>672,283.89</b>	<b>22,689.477</b>	<b>8,520,991.09</b>

## ROTARY VENEER

SPECIES	DECEMBER 2023		CUMULATIVE: JAN-DEC 2023	
	VOLUME (m3)	VALUE (€)	VOLUME (m3)	VALUE (€)
Essa / Celtis	356.412	188,933.80	3,731.609	2,324,647.72
Ceiba	243.192	84,631.72	3,607.519	1,344,314.73
Ohaa	14.597	8,758.20	86.158	51,597.92
Otie / Ilomba	0.000	0.00	292.203	144,800.46
Wawabima/Sterculia	0.000	0.00	270.054	150,438.21
Ogea	0.000	0.00	95.368	46,583.64
Core	0.000	0.00	54.162	19,495.74
Chenchen	0.000	0.00	23.703	6,292.21
Canarium	0.000	0.00	4.018	1,987.46
<b>Grand Total</b>	<b>614.201</b>	<b>282,323.72</b>	<b>8,164.794</b>	<b>4,090,158.09</b>

## BRIQUETTES

SPECIES	DECEMBER 2023		CUMULATIVE: JAN-DEC 2023	
	VOLUME (m3)	VALUE (€)	VOLUME (m3)	VALUE (€)
Wawa	180.000	31,652.95	2,332.376	407,517.01
<b>Grand Total</b>	<b>180.000</b>	<b>31,652.95</b>	<b>2,332.376</b>	<b>407,517.01</b>

## SLICED VENEER (OVERLAND)

SPECIES	DECEMBER 2023		CUMULATIVE: JAN-DEC 2023	
	VOLUME (m3)	VALUE (€)	VOLUME (m3)	VALUE (€)
Sapele	15.455	92,422.65	28.083	102,136.76
Asanfina	9.005	8,104.50	24.113	21,702.00
Black Ofram	8.764	6,316.07	8.764	6,316.07
Makore	8.691	6,303.26	17.815	12,607.58
Ohaa	6.949	3,605.35	10.775	5,692.66
Chenchen	4.625	3,357.29	6.310	5,382.91
Yaya	2.404	2,185.86	4.508	4,099.32
Walnut / Lovo	2.375	2,289.19	4.628	3,845.82
Mixed Redwood	2.145	2,317.53	2.145	2,317.53
Mahogany	0.997	1,014.97	0.997	1,014.97
<b>Grand Total</b>	<b>61.410</b>	<b>127,916.66</b>	<b>108.138</b>	<b>165,115.62</b>

## KINDLING

SPECIES	DECEMBER 2023		CUMULATIVE: JAN-DEC 2023	
	VOLUME (m3)	VALUE (€)	VOLUME (m3)	VALUE (€)
Acacia Mangium	56.030	18,698.58	380.570	38,877.68
Denya	26.720	2,233.13	174.320	12,773.25
Kane/Anogeissus	26.720	2,233.13	62.560	5,095.69
Odum	17.400	1,395.64	59.500	4,860.30
Ofram	17.400	1,395.64	59.500	4,860.30
<b>Grand Total</b>	<b>144.270</b>	<b>25,956.12</b>	<b>736.450</b>	<b>66,467.23</b>

## TEAK LOGS

SPECIES	DECEMBER 2023		CUMULATIVE: JAN-DEC 2023	
	VOLUME (m3)	VALUE (€)	VOLUME (m3)	VALUE (€)
Teak	561.000	182,018.88	8,625.214	2,805,174.26
Gmelina	0.000	0.00	65.590	9,675.57
<b>Grand Total</b>	<b>561.000</b>	<b>182,018.88</b>	<b>8,690.804</b>	<b>2,814,849.83</b>

## DIRECTION OF TRADE

### LUMBER (AIR DRIED)

DESTINATION	DECEMBER 2023		CUMULATIVE: JAN-DEC 2023	
	VOLUME (m3)	VALUE (€)	VOLUME (m3)	VALUE (€)
India	10,221.062	3,845,009.74	142,292.188	53,389,954.97
Senegal	1,099.209	446,413.46	2,842.954	1,077,922.35
Vietnam	1,077.348	481,294.20	11,121.965	7,629,070.16
United Arab Emirates	316.895	161,571.08	3,170.531	1,604,919.14
Egypt	89.664	44,469.01	1,019.227	499,295.76
Greece	54.394	37,554.74	495.126	360,436.49
France	48.624	33,064.32	124.102	77,852.59
Belgium	45.611	28,050.77	1,034.566	566,014.90
United Kingdom	29.775	19,651.50	123.399	72,948.00
Cyprus	27.452	17,879.10	139.047	82,781.56
Portugal	22.384	11,192.00	616.938	329,802.35
China	18.373	5,109.60	4,060.426	1,342,234.47
Germany	14.113	5,141.74	429.699	206,098.53
Israel	0.000	0.00	463.321	188,485.60
Sri Lanka	0.000	0.00	338.810	132,880.77
Cape Verde	0.000	0.00	237.756	114,122.88

Mauritius	0.000	0.00	180.452	96,831.92
Oman	0.000	0.00	163.065	68,487.63
Dominican Republic	0.000	0.00	139.093	75,255.24
Mali	0.000	0.00	131.328	1,914.48
Canada	0.000	0.00	119.695	62,942.03
Turkey	0.000	0.00	109.596	86,259.18
Burkina Faso	0.000	0.00	85.732	21,952.80
United States of America	0.000	0.00	71.107	81,432.11
Lebanon	0.000	0.00	66.496	39,125.91
Spain	0.000	0.00	64.944	48,401.00
Qatar	0.000	0.00	60.989	36,593.40
Denmark	0.000	0.00	44.198	17,799.20
Italy	0.000	0.00	41.413	32,465.65
Bangladesh	0.000	0.00	36.094	16,830.53
South Korea	0.000	0.00	36.000	17,959.99
Indonesia	0.000	0.00	16.950	9,661.50
Poland	0.000	0.00	14.173	6,377.85
Pakistan	0.000	0.00	6.835	2,939.05
<b>Grand Total</b>	<b>13,064.904</b>	<b>5,136,401.24</b>	<b>169,898.215</b>	<b>68,398,049.97</b>

#### LUMBER (KILN DRIED)

DESTINATION	DECEMBER 2023		CUMULATIVE: JAN-DEC 2023	
	VOLUME (m3)	VALUE (€)	VOLUME (m3)	VALUE (€)
United States of America	581.552	556,073.31	6,488.414	5,788,135.96
Senegal	500.286	204,325.26	500.286	204,325.26
United Kingdom	478.269	381,722.18	2,661.479	2,216,454.16
Belgium	313.794	214,548.53	4,996.627	3,115,378.24
Germany	282.483	171,137.45	5,400.461	2,887,759.63
Dominican Republic	140.439	75,509.44	245.007	134,244.72
Greece	124.594	117,997.31	1,264.904	937,498.39
United Arab Emirates	110.081	55,420.80	1,659.749	981,451.93
Pakistan	99.311	84,697.53	662.125	461,968.42
South Africa	80.093	57,055.61	881.489	544,400.65
France	77.524	39,082.06	429.053	243,665.60
Jordan	75.607	37,803.50	114.881	59,404.20
Spain	64.774	80,967.50	277.498	203,046.71
Saudi Arabia	61.243	35,483.14	2,008.680	959,455.94
Vietnam	54.404	27,738.25	260.988	157,859.71
Ireland	43.178	23,316.12	977.963	612,110.75
Netherlands	42.288	30,447.36	51.296	34,067.83
Cyprus	38.717	43,294.15	92.398	89,461.73
Guatemala	37.367	34,639.67	180.988	172,945.99

Portugal	34.624	21,813.12	139.538	86,861.03
Turkey	0.000	0.00	1,596.482	884,887.92
Estonia	0.000	0.00	1,209.258	660,052.49
China	0.000	0.00	841.721	256,500.47
Lithuania	0.000	0.00	606.543	352,741.85
Canada	0.000	0.00	601.306	517,135.12
Finland	0.000	0.00	568.853	339,214.32
Lebanon	0.000	0.00	533.668	425,454.61
India	0.000	0.00	523.458	214,421.83
Qatar	0.000	0.00	427.950	327,851.55
Italy	0.000	0.00	287.008	162,641.71
Egypt	0.000	0.00	161.562	107,861.66
Thailand	0.000	0.00	157.177	78,588.50
Poland	0.000	0.00	129.656	78,654.04
Albania	0.000	0.00	105.458	65,185.60
Israel	0.000	0.00	105.159	71,029.09
Barbados	0.000	0.00	71.874	58,342.85
Australia	0.000	0.00	71.742	72,892.77
Russia	0.000	0.00	48.220	28,449.80
Brazil	0.000	0.00	45.769	43,225.07
Morocco	0.000	0.00	45.314	21,750.72
Tunisia	0.000	0.00	44.990	16,196.40
Indonesia	0.000	0.00	42.220	24,909.80
South Korea	0.000	0.00	37.809	19,430.54
Mauritius	0.000	0.00	35.271	35,271.00
Syria	0.000	0.00	32.055	30,652.15
Reunion	0.000	0.00	28.430	15,636.50
<b>Grand Total</b>	<b>3,240.628</b>	<b>2,293,072.28</b>	<b>37,652.777</b>	<b>24,799,475.21</b>

## BILLET

DESTINATION	DECEMBER 2023		CUMULATIVE: JAN-DEC 2023	
	VOLUME (m3)	VALUE (€)	VOLUME (m3)	VALUE (€)
India	863.016	277,464.64	12,733.744	3,922,455.16
United Kingdom	0.000	0.00	429.000	137,363.69
<b>Grand Total</b>	<b>863.016</b>	<b>277,464.64</b>	<b>13,162.744</b>	<b>4,059,818.86</b>

## PLYWOOD

DESTINATION	DECEMBER 2023		CUMULATIVE: JAN-DEC 2023	
	VOLUME (m3)	VALUE (€)	VOLUME (m3)	VALUE (€)
Senegal	699.237	312,144.77	2,626.214	997,619.12
Germany	326.850	118,750.90	659.060	241,282.95
Saudi Arabia	75.016	27,254.21	3,263.196	1,187,197.20
Niger	44.652	12,805.80	44.652	12,805.80
Latvia	39.360	14,276.02	530.811	191,898.23
Portugal	35.438	12,514.67	141.752	49,982.78
India	33.000	10,706.99	145.524	51,548.02
Egypt	0.000	0.00	865.684	320,071.43
France	0.000	0.00	765.983	148,131.08
Iraq	0.000	0.00	750.992	272,687.78
Greece	0.000	0.00	678.044	382,323.25
Finland	0.000	0.00	459.710	13,954.30
South Africa	0.000	0.00	444.582	144,853.14
Bulgaria	0.000	0.00	361.639	130,035.60
Italy	0.000	0.00	358.831	129,693.92
Sierra Leone	0.000	0.00	314.653	113,510.03
Nigeria	0.000	0.00	298.923	108,063.72
Cyprus	0.000	0.00	262.556	93,635.37
Burkina Faso	0.000	0.00	212.226	73,911.16
South Korea	0.000	0.00	152.726	57,093.25
Belgium	0.000	0.00	141.197	50,655.94
Lebanon	0.000	0.00	120.561	44,065.10
Poland	0.000	0.00	110.469	38,878.65
United Kingdom	0.000	0.00	76.570	27,732.24
Netherlands	0.000	0.00	75.938	27,058.81
Côte D'Ivoire	0.000	0.00	47.620	14,914.37
Czech Republic	0.000	0.00	37.838	13,526.22
Estonia	0.000	0.00	36.234	13,219.97
Gambia	0.000	0.00	35.990	13,162.60
United States of America	0.000	0.00	30.006	10,770.47
<b>Grand Total</b>	<b>1,253.553</b>	<b>508,453.36</b>	<b>14,050.181</b>	<b>4,974,282.49</b>

## PROCESSED L/ MOULDINGS

DESTINATION	DECEMBER 2023		CUMULATIVE: JAN-DEC 2023	
	VOLUME (m3)	VALUE (€)	VOLUME (m3)	VALUE (€)
Germany	101.265	93,631.59	1,658.484	1,291,109.77
Belgium	68.004	102,001.86	927.632	1,085,695.62
United Kingdom	50.733	64,115.54	1,055.188	1,077,365.16
Netherlands	39.445	44,143.68	119.747	116,573.44
United States of America	29.548	28,255.35	83.028	84,571.99
Italy	25.054	26,859.45	611.170	433,690.60
Croatia	0.000	0.00	932.905	516,208.42
Denmark	0.000	0.00	766.005	408,326.04
France	0.000	0.00	655.766	868,097.51
Greece	0.000	0.00	325.019	447,977.76
Burkina Faso	0.000	0.00	106.862	37,044.18
Finland	0.000	0.00	86.137	112,064.27
Turkey	0.000	0.00	68.425	85,914.32
Spain	0.000	0.00	61.946	94,220.90
China	0.000	0.00	55.812	41,969.20
Bulgaria	0.000	0.00	47.471	56,401.70
Poland	0.000	0.00	44.352	25,724.16
Lithuania	0.000	0.00	40.068	40,068.00
Lebanon	0.000	0.00	32.386	41,774.52
Mauritius	0.000	0.00	17.974	16,176.60
Israel	0.000	0.00	16.605	19,095.75
United Arab Emirates	0.000	0.00	5.607	1,615.13
<b>Grand Total</b>	<b>314.049</b>	<b>359,007.47</b>	<b>7,718.589</b>	<b>6,901,685.02</b>

## SLICED VENEER

DESTINATION	DECEMBER 2023		CUMULATIVE: JAN-DEC 2023	
	VOLUME (m3)	VALUE (€)	VOLUME (m3)	VALUE (€)
Italy	474.468	674,148.43	2,080.962	2,609,019.47
Morocco	54.984	30,550.60	434.588	235,180.28
India	54.628	107,479.89	409.834	805,994.29
China	41.724	47,546.94	436.317	626,082.68
United Arab Emirates	38.160	19,080.11	286.656	174,588.28
United States of America	37.675	66,796.80	558.828	870,603.16
South Africa	35.813	49,247.32	104.080	173,081.25
Egypt	35.678	22,017.30	806.396	574,031.11
Hong Kong	18.501	21,780.72	82.358	101,552.39
Belgium	9.277	8,039.94	200.415	353,025.11
Denmark	0.000	0.00	425.389	500,473.53



Spain	0.000	0.00	333.755	362,623.33
Lebanon	0.000	0.00	325.471	216,856.64
Germany	0.000	0.00	313.967	403,235.25
United Kingdom	0.000	0.00	196.351	316,577.01
Dominican Republic	0.000	0.00	43.052	31,689.43
Portugal	0.000	0.00	37.453	42,116.60
Greece	0.000	0.00	35.459	25,175.85
Saudi Arabia	0.000	0.00	33.061	23,143.29
Vietnam	0.000	0.00	32.436	20,887.43
Japan	0.000	0.00	31.971	65,447.53
Finland	0.000	0.00	21.503	32,039.25
Qatar	0.000	0.00	17.866	9,483.45
<b>Grand Total</b>	<b>800.908</b>	<b>1,046,688.05</b>	<b>7,248.168</b>	<b>8,572,906.61</b>

### PLYWOOD (OVERLAND)

DESTINATION	DECEMBER 2023		CUMULATIVE: JAN-DEC 2023	
	VOLUME (m3)	VALUE (€)	VOLUME (m3)	VALUE (€)
Togo	687.118	234,995.01	8,593.402	3,242,293.67
Niger	547.731	208,492.75	5,352.991	1,956,553.36
Burkina Faso	515.877	176,810.68	7,041.712	2,689,808.05
Benin	130.979	51,985.45	589.405	186,110.34
Mali	0.000	0.00	810.755	369,371.33
Côte D'Ivoire	0.000	0.00	226.195	49,775.30
Nigeria	0.000	0.00	75.017	27,079.04
<b>Grand Total</b>	<b>1,881.705</b>	<b>672,283.89</b>	<b>22,689.477</b>	<b>8,520,991.09</b>

### ROTARY VENEER

DESTINATION	DECEMBER 2023		CUMULATIVE: JAN-DEC 2023	
	VOLUME (m3)	VALUE (€)	VOLUME (m3)	VALUE (€)
United States of America	356.412	188,933.80	2,506.092	1,265,473.15
Italy	81.767	32,482.37	418.047	189,632.99
Belgium	80.995	27,216.05	279.337	96,826.72
Spain	80.430	24,933.30	1,552.365	549,220.45
Morocco	14.597	8,758.20	542.168	181,541.90
Canada	0.000	0.00	1,576.868	1,215,392.94
Greece	0.000	0.00	451.334	142,587.95
Denmark	0.000	0.00	369.580	190,011.28
Egypt	0.000	0.00	350.199	188,595.11
Portugal	0.000	0.00	59.512	34,713.48
Colombia	0.000	0.00	29.756	22,200.22
United Kingdom	0.000	0.00	29.536	13,961.92
<b>Grand Total</b>	<b>614.201</b>	<b>282,323.72</b>	<b>8,164.794</b>	<b>4,090,158.09</b>

## BRIQUETTES

DESTINATION	DECEMBER 2023		CUMULATIVE: JAN-DEC 2023	
	VOLUME (m3)	VALUE (€)	VOLUME (m3)	VALUE (€)
United Kingdom	157.500	27,696.33	1,927.376	336,426.61
Ireland	22.500	3,956.62	405.000	71,090.40
<b>Grand Total</b>	<b>180.000</b>	<b>31,652.95</b>	<b>2,332.376</b>	<b>407,517.01</b>

## SLICED VENEER (OVERLAND)

DESTINATION	DECEMBER 2023		CUMULATIVE: JAN-DEC 2023	
	VOLUME (m3)	VALUE (€)	VOLUME (m3)	VALUE (€)
Côte D'Ivoire	57.120	123,281.61	103.848	160,480.56
Burkina Faso	4.290	4,635.06	4.290	4,635.06
<b>Grand Total</b>	<b>61.410</b>	<b>127,916.66</b>	<b>108.138</b>	<b>165,115.62</b>

## KINDLING

DESTINATION	DECEMBER 2023		CUMULATIVE: JAN-DEC 2023	
	VOLUME (m3)	VALUE (€)	VOLUME (m3)	VALUE (€)
United Kingdom	88.240	7,257.54	355.880	27,589.54
Germany	56.030	18,698.58	380.570	38,877.68
<b>Grand Total</b>	<b>144.270</b>	<b>25,956.12</b>	<b>736.450</b>	<b>66,467.23</b>

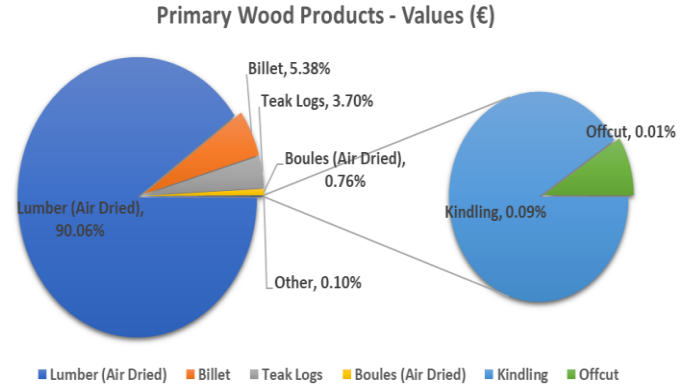
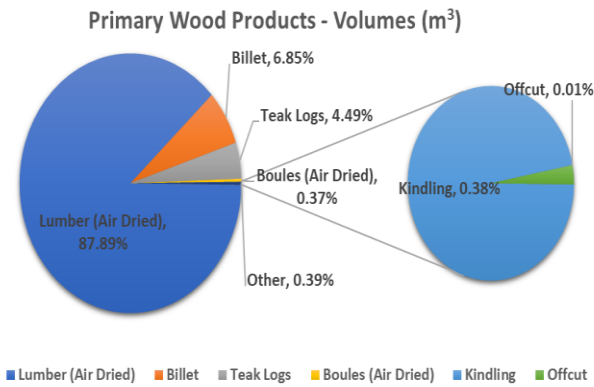
## TEAK LOGS

DESTINATION	DECEMBER 2023		CUMULATIVE: JAN-DEC 2023	
	VOLUME (m3)	VALUE (€)	VOLUME (m3)	VALUE (€)
India	561.000	182,018.88	8,261.804	2,676,120.92
United Kingdom	0.000	0.00	429.000	138,728.90
<b>Grand Total</b>	<b>561.000</b>	<b>182,018.88</b>	<b>8,690.804</b>	<b>2,814,849.83</b>

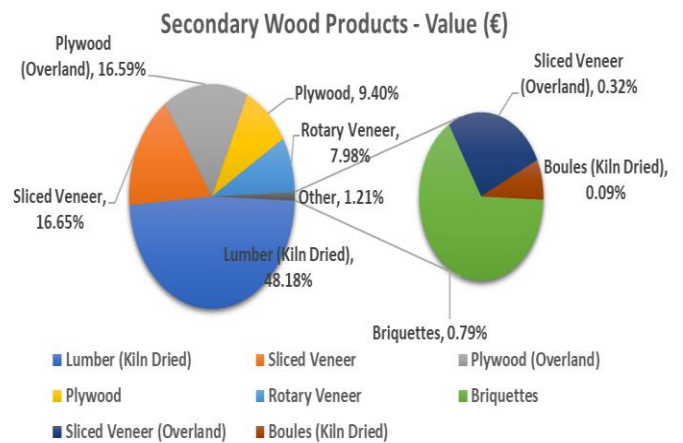
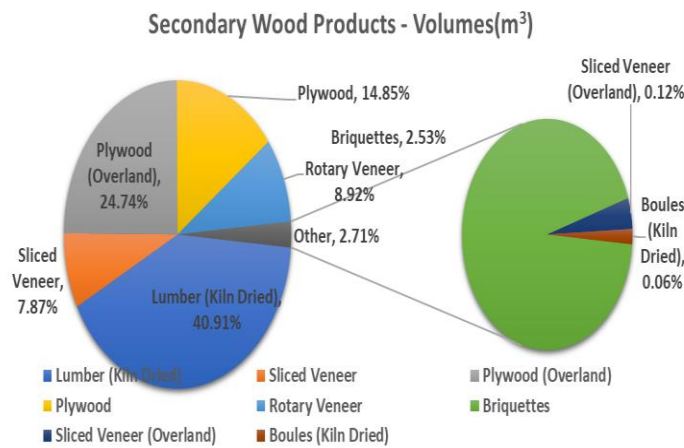
# APPENDIX

## PRODUCT CLASSIFICATION

### Primary Product

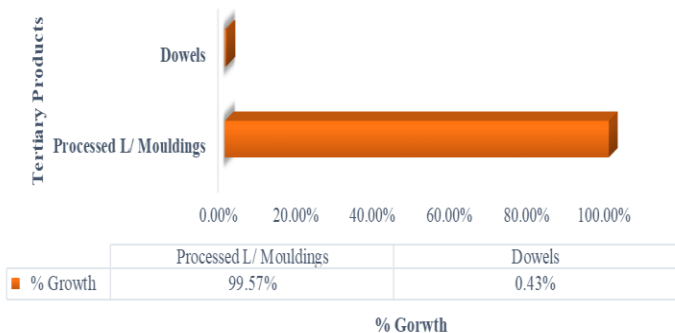


### Secondary Product

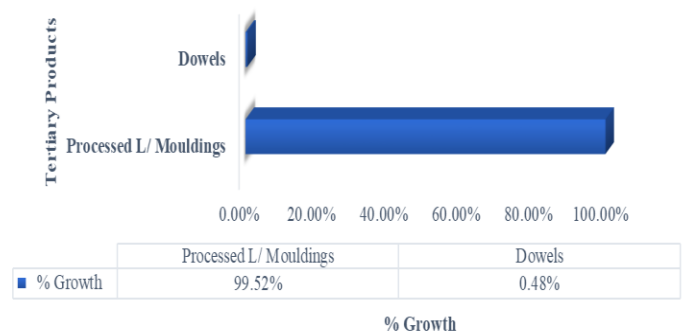


### Tertiary Product

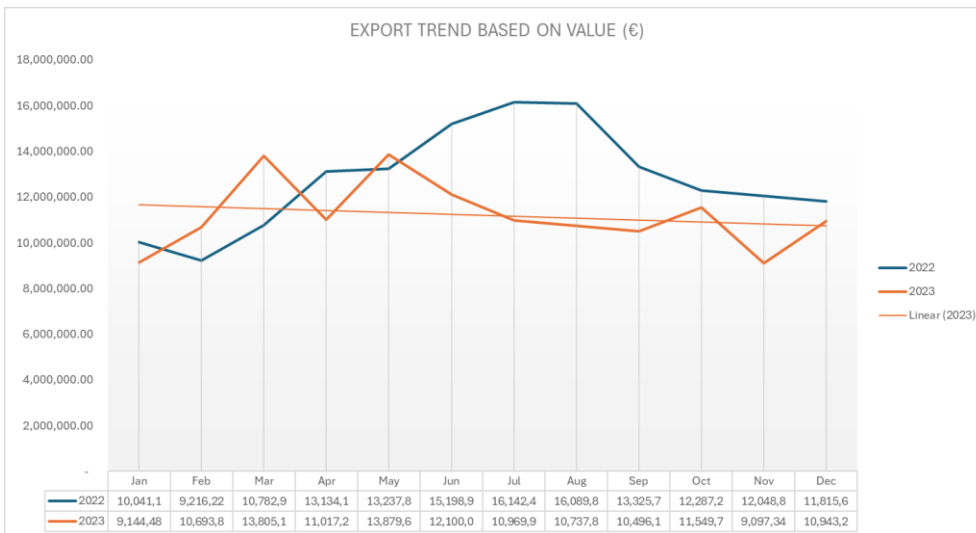
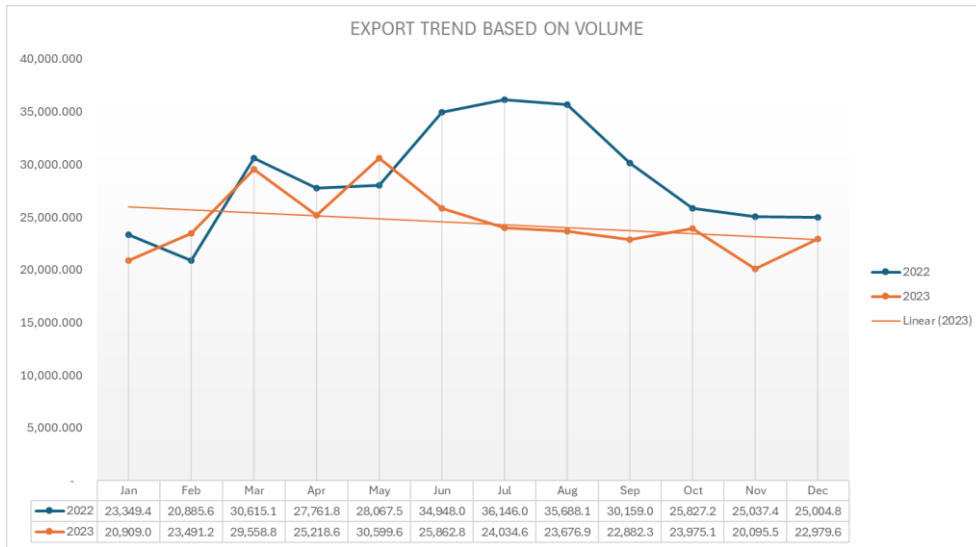
Cumulative Volumes (m<sup>3</sup>) for Tertiary Wood Products - January-December 2023



Cumulative Values (€) for Tertiary Wood Products - January-December 2023



# TREND ANALYSIS ON EXPORT TRADE FOR JAN-DEC 2023



# GHANA FORESTRY COMMISSION

V  
I  
S  
I  
O  
N

“TO LEAVE FUTURE  
GENERATIONS AND ITS  
COMMUNITIES WITH RICHER,  
BETTER, MORE VALUABLE  
FORESTRY AND WILDLIFE  
ENDOWMENTS THAN WE  
INHERITED.”

M  
I  
S  
S  
I  
O  
N

“TO SUSTAINABLY  
DEVELOP AND MANAGE  
GHANA’S FORESTRY  
AND WILDLIFE  
RESOURCES.”