



REPORT ON EXPORT OF GHANA'S TIMBER AND WOOD PRODUCTS FOR DECEMBER, 2021

Table of Contents: Ghana's Timber and Wood Products Export

REPORT ON EXPORT OF GHANA'S TIMBER AND WOOD PRODUCTS, DECEMBER 2021	3
SUMMARY OF WOOD PRODUCTS EXPORT	3
MARKET MIX FOR DECEMBER 2021.....	4
TOP FIVE (5) CATEGORIES FOR THE MONTH OF DECEMBER 2021 [SEE APPENDIX D].....	10
TIMBER AND WOOD PRODUCTS ANALYTICS	11
Summary Report on Export Products December, 2021	11
Leading Exporters of Wood Products for December 2021	12
Leading Exporters of Wood Products by Species December 2021	12
Leading Buyers of Wood Products by Species December 2021	13
Major Markets of Ghana's Wood Products Exports: Jan-Dec 2020/ 2021: Volume	14
Export of Timber and Wood Products to Ecowas Countries: Jan-Dec 2020/ 2021	15
Comparative Export Statistics for Timber and Wood Products: Jan-Dec 2020 / 2021	15
Timber and Wood Products Classification	16
Export Performance for Timber and Wood Products.....	17
APPENDIX A	34
APPENDIX B	35
APPENDIX C	36
APPENDIX D	37

REPORT ON EXPORT OF GHANA'S TIMBER AND WOOD PRODUCTS, DECEMBER 2021

SUMMARY OF WOOD PRODUCTS EXPORT

Export of Ghana's timber and wood products in December 2021 amounted to **€11,728,827.54** in value from the exported volume of **27,030.129m³** representing a decrease of **10.32%** in value and an upturn of **9.09%** in volume respectively as compared to an amount of **€13,077,890.10** gained from the exported volume **24,777.483m³** documented in December 2020. Ninety (90) Exporters (with the topmost five [5] being Samartex Timber and Plywood Company Limited, Logs and Lumber Limited, Multimodal Freight Services Limited, 3RDI Shipping Agency Limited and John Bitar and Company Limited with respect to exported volumes) were involved in the export of Eleven (11) different wood products (with the best five [5] being Lumber (Air Dried), Lumber (Kiln Dried), Billet, Plywood (Overland) and Plywood with respect to manufactured volumes) in Forty-Four (44) Species (with the first [5] being Teak, Ceiba, Wawa, Black Ofram and Denya with regards to the species volumes felled) to Thirty-Seven (37) different countries (with the top [5] favourite destination being India, Senegal, Niger, Germany and China in terms of shipping volumes) sold to One Hundred and Eleven (111) diverse Buyers (with the top five [5] being Batiplus Industries, Shanghai Timber Furnishing Company Limited, Thai Phat International Company Limited, ETS Salaou Hassane and Shree Sagar General Trading with regards to volumes purchased).

Cumulatively, Ghana secured **€136,752,549.25** from the export of **302,229.389m³** in January-December 2021. Comparatively, in the previous year for the same period under review **€116,240,781.94** obtained from the export of **226,258.386m³** representing an upturn of **17.65%** in value and **33.58%** in volume respectively.

Consequently, the overall Average Unit Price increased from **€514/m³** in January-December 2020 to **€452/m³** in January-December 2021, representing a deficit of **11.93%**

Primary Products (Poles and Billets) accrued **€15,244,348.30 (11.15%)** from **44,681.050m³ (14.78%)** of the total export of wood products from January-December 2021. The figures indicate increases of **72.58%** in volume and **48.97%** in value, respectively, compared to the timber export figures from January-December 2020 of **25,890.235m³ (11.44%)** valued at **€10,232,963.60 (8.80%)**. [[See Appendix A](#)].

Secondary Wood Products comprising of (Lumber, Plywood, Veneer, Boules, and Briquettes) formed the bulk of the country's wood products export which generated **€113,885,888.10 (83.28%)** from a volume of **246,845.482m³ (81.67%)** from January-December 2021. The figures indicate increases of **15.41%** in value and **29.99%** in volume compared to the contribution of **€ 98,680,940.02 (84.89%)** and **189,892.271m³ (83.93%)**, respectively, from January-December 2020. [[See Appendix B](#)].

Tertiary Wood Products (Processed L/Mouldings) contributed an amount of **€7,622,312.85 (5.57%)** from a volume of **10,702.857m³ (3.54%)** to the total wood products export from January-December 2021. Furthermore, the figures indicate increases of **2.17%** in volume and **4.03%** in value compared to the contribution of **10,475.880m³ (4.63%)** and **€7,326,878.32 (6.30%)** from January-December 2020. [[See Appendix C](#)].

On the direction of Trade, Asian/Far East countries (favourite destinations) imported **186,714.507m³ (61.78%)** valued at **€73.89million (54.04%)** during December 2021; as the major destinations (in terms of value) for Ghana's wood products were India, China. Exports of timber products to these regions Lumber (Air Dried), Lumber (Kiln Dried), Sliced Veneer, Billet, Processed L/ Mouldings, Rotary Veneer in Teak, Denya, Wawa, Dahoma, Rubber Wood, Papao/ Apa, Black Ofram, Cedrela, Chenchen, Gmelina, Ohaa, Ceiba, Koto / Kyere, Asanfina, Senya.

European imports accounted for **€31.81million (23.26%)** from a volume of **51,667.160m³ (17.10%)** to be the second major destination (in terms of value) for Ghana's wood products export during December 2021. Exports to Europe were Lumber (Air Dried), Lumber (Kiln Dried), Sliced Veneer, Processed L/ Mouldings, Boules (Air Dried), Rotary Veneer, Dowels, Briquettes in Wawa, Asanfina, Niangon, Koto / Kyere, Ceiba, Odum, Sapele, Mahogany, Edinam, Black Ofram, Kako / Ekki, Hotrohotro / Fotie, Cedrela, Denya, Dahoma.

Wood product exports to **Africa** Plywood (Overland), Plywood, Lumber (Air Dried), Sliced Veneer and Lumber (Kiln Dried), yielded **€15.57million (11.39%)** from an exported volume of **39,049.829m³ (12.92%)**. Main destinations included Egypt, South Africa and Morocco, with the ECOWAS sub-region market having the largest share of 33,436.229m³ (85.62%) valued at €12.53million (80.49%) of the total African wood products exported from Ghana during December 2021. Wood products consisted mainly of Plywood (Overland), Lumber (Air Dried), Lumber (Overland) and Sliced Veneer (Overland). Togo (Plywood in Ceiba), Burkina Faso (Plywood in Ceiba, Mixed Redwood and Sliced Veneer in Edinam), Niger (Plywood in Ceiba), Benin (Plywood in Ceiba and Poles in Eucalyptus), Senegal (Plywood in Ceiba, Walnut / Lovoa, Mixed Redwood and Black Ofram), Cape Verde (Lumber (Air Dried) in Guarea), Cote D'Ivoire (Sliced Veneer in Makore, Mahogany, Asanfina, Sapele, Yaya), Nigeria (Sliced Veneer in Mahogany) were the main ECOWAS markets during the period under review.

American imports accounted for **€9.87million (7.22%)** from the volume of **13,754.368m³ (4.55%)**, making it the fourth topmost destination (in terms of value) for Ghana's wood products export in December 2021. Sliced Veneer, Lumber (Kiln Dried) and Rotary Veneer in Mahogany, Cedrela, Sapele, Black Ofram, Essa, Otie, Edinam, Ogea.

MARKET MIX FOR DECEMBER 2021

Species	Product	Destination	Exporter	Buyer
Teak	Lumber (Air Dried)	India	Multimodal Freight Services Limited	Shanghai Timber Furnishing Company Limited
			K Lorvert Company Limited	Shree Sagar General Trading
			3RDI Shipping Agency Limited	Thai Phat International Company Limited
			Mawuli Elliot Limited	Kappa International PTE Limited
			Askraf International Company Limited	Thai Phat International Company Limited
			Silver Oak Limited Company	DMJ Impex PVT Limited
			Bhakti Ghana Limited	Drashti Enterprise
			Geavag Company Limited	Atul Timber Company
			Nach Company Limited	Abhishek Impex
				Kbhishek Impex
			Ere Oseiwaa Company Limited	Blue Global FZE
			Dark Andoh Global Company Limited	Kappa International PTE Limited
			Duakron Ghana Limited	Bansal Lumbers PVT Limited
			Nasorp Merchantile Company Limited	AIM Traders PTE Limited
			Arena Resources Limited	Aron Global PTE Limited
			K V Global Company Limited	Suncity Global PTE Limited
			Mcken Logistics Company Limited	Heramb Group
			Gran Pa Shipping and Company Limited	Gupta Wood Products
			Beghap Company Limited	Atul Timber Company
			Indiana Woods Limited	House of Tradings
			Lebebaba Company Limited	TZ Trading
			Rock Age Impex Limited	New Dandeli Ventures
			F Wood and Trading Company Limited	Sheena International
Juben Empire Ghana Limited	V K Timber Stores			
Krish Sun Company Limited	Pan Asia Intercontinental PTE Limited			
Star Exim Ghana Limited	Shakyasinha Singapore PTE Limited			

			Akshatha Company Limited	Thai Phat International Company Limited
			Vickymart Plus Company Limited	Agarwalla Teak International PVT Limited
			Frimp and Son Limited	Fortune Exim
			Smith Timber Export Limited	Sunlight Timber Industries PVT Limited
			Speed Bee Timber Company Limited	Surya Export and Import
			Pan Afro King Company Limited	Glory International
			Best Quote Limited	Arsh Interior and Aluminium Craft
			Ack International Export Limited	Sunrise Timber Company Limited
			Fortune Exim Ghana Limited	Fortune Exim
			Harvestive Ghana Limited	D S Trading Company
	Billet	India	3RDI Shipping Agency Limited	Thai Phat International Company Limited
			Krish Sun Company Limited	Pan Asia Intercontinental PTE Limited
			Evans Timbers Limited	Pan Asia Intercontinental PTE Limited
			Multimodal Freight Services Limited	Shanghai Timber Furnishing Company Limited
			Mawuli Elliot Limited	Kappa International PTE Limited
			Star Exim Ghana Limited	Shakyasinha Singapore PTE Limited
			Peacrok Company Limited	Shree Sagar General Trading
			Dark Andoh Global Company Limited	Fortune Exim
				Kappa International PTE Limited
			Arena Resources Limited	Aron Global PTE Limited
			Kimpex Ghana Limited	N C Timbers
			Jonada Global Company Limited	Success Company Limited
			Absdjaney Ghana Limited	SNB Exports SA
			Unique Yeboah Company Limited	Abhishek Impex
			Josanwi Enterprise Limited	Agarwalla Teak International PVT Limited
			Speed Bee Timber Company Limited	Surya Export and Import
			Kete Krachi Timber Recovery Limited	Timber Trading
			Beghap Company Limited	Atul Timber Company
			Indiana Woods Limited	House of Tradings
			Harvestive Ghana Limited	D S Trading Company
			Nach Company Limited	Abhishek Impex
			Rock Age Impex Limited	New Dandeli Ventures
			Askraf International Company Limited	Thai Phat International Company Limited
			Lebebaba Company Limited	TZ Trading
	Silver Oak Limited Company	DMJ Impex PVT Limited		
	Ack International Export Limited	Sunrise Timber Company Limited		

			Royal Afro Asia Limited	V K Timber Stores
	Lumber (Kiln Dried)	India	Beghap Company Limited	Atul Timber Company
			Josanwi Enterprise Limited	Agarwalla Teak International PVT Limited
			G 8 Farms and Company Limited	Madhesh Overseas
			Peacrok Company Limited	Shree Sagar General Trading
Ceiba	Lumber (Air Dried)	Germany	Western Hardwood Limited	Protimber Holz Import and Export
	Plywood (Overland)	Togo	Namuro Forest Products Company Limited	ETS Vitro
		Niger	Logs and Lumber Limited	ETS Salaou Hassane
			Jussak Company Limited	ETS Salaou Hassane
		Burkina Faso	Wood Pillar Limited	ETS Salaou Hassane
			Asuo Bomosadu Timber and Sawmills Limited	Nana Commerce
			Ayum Forest Products Limited	Ilak Commerce
		Benin	Logs and Lumber Limited	ETS Salaou Hassane
	Plywood	Senegal	Samartex Timber and Plywood Company Limited	Batiplus Industries
			Techno Timber Company Limited	Batiplus Industries
		Gambia	Jussak Company Limited	MDF Store Impex
	Sliced Veneer	China	Samartex Timber and Plywood Company Limited	Universal Veneer Africa
			Logs and Lumber Limited	Mondolegno Srl
		Egypt	Samartex Timber and Plywood Company Limited	Star Wood
	Lumber (Kiln Dried)	Germany	Samartex Timber and Plywood Company Limited	Sudeck and Company GMBH
	Processed L/ Mouldings	Germany	Xylogi Company Limited	Van Hout International B V
	Rotary Veneer	Italy	John Bitar and Company Limited	Total Wood Sal Mkalles
		Greece	John Bitar and Company Limited	Total Wood Sal Mkalles
		Spain	John Bitar and Company Limited	Total Wood Sal Mkalles
		Denmark	John Bitar and Company Limited	Total Wood Sal Mkalles
Wawa	Sliced Veneer	China	Logs and Lumber Limited	Van Hout International B V
	Lumber (Kiln Dried)	Germany	Asuo Bomosadu Timber and Sawmills Limited	Vöhringer GMBH and Company
			Logs and Lumber Limited	Vöhringer GMBH and Company
			Adras Company Limited	Wob Timber GMBH
			Protimber Holz Import and Export	
		John Bitar and Company Limited	Vöhringer GMBH and Company	
		Samartex Timber and Plywood Company Limited	Fritz Offermann GMBH	
		Specialized Timber Products Limited	Fritz Offermann GMBH	
China	Logs and Lumber Limited	Ultima Success Holdings Limited		

			Samartex Timber and Plywood Company Limited	Pan Asia Intercontinental PTE Limited
		United Arab Emirates	Slyvent Company Limited	Holz Schnettler Soest
		Belgium	John Bitar and Company Limited	Somex NV Haven
			Logs and Lumber Limited	Stockmans Wood Products
			Specialized Timber Products Limited	Stockmans Wood Products
			Lethnass Limited	Somex NV Haven
				M S Wijma GMBH and Company
				Wijma GMBH and Company
		United Kingdom	Ibrahim and Sons Company Limited	Chorley Timber Limited
			Brumo Wood Processing Limited	Chorley Timber Limited
			John Bitar and Company Limited	RJC Agencies Limited
		Finland	Sunstex Company Limited	Marronwood
			Logs and Lumber Limited	International Wood Enterprise Limited
		Spain	Sunstex Company Limited	Mourao Wood LDA
		Estonia	Boison Construction Works Limited	Keflico Haverland
			Logs and Lumber Limited	Keflico Haverland
		Ireland	Logs and Lumber Limited	NHG Timber Limited
			John Bitar and Company Limited	Timtrade Srl
		Turkey	Logs and Lumber Limited	RJC Agencies Limited
	Processed L/ Mouldings	Germany	Samartex Timber and Plywood Company Limited	Timtrade Srl
			Logs and Lumber Limited	Sudeck and Company GMBH
		United Kingdom	John Bitar and Company Limited	Merten Wood Products GMBH
			Modern Wood Technology and Company Limited	RJC Agencies Limited
		Finland	Logs and Lumber Limited	Chorley Timber Limited
		Croatia	Logs and Lumber Limited	JSC Woodstock
	Briquettes	United Kingdom	Logs and Lumber Limited	Injac D O O Batutuva
			Sustainable Biomass Solution Ghana Limited	Diamond Fuel Supplies
Asanfina	Sliced Veneer	India	Logs and Lumber Limited	Coast to Coast Designs PVT Limited
			John Bitar and Company Limited	DIM Light General Trading
			Ayum Forest Products Limited	Coast to Coast Designs PVT Limited
		Italy	Mondial Veneer Ghana Limited	Mondial Tranciati Srl
			Logs and Lumber Limited	Mondolegno Srl
			John Bitar and Company Limited	Mondolegno Srl
			Ayum Forest Products Limited	Mondolegno Srl
		Belgium	Ayum Forest Products Limited	Horst Godderidge Furniere
		Greece	John Bitar and Company Limited	Universal Veneer Africa

Denya	Lumber (Air Dried)	India	Green Nations Limited	Success Company Limited	
		China	A List Enterprise Ghana Limited	Nanjing Fortune Plus International Trading Limited	
		United Arab Emirates	Africa Timber Resources Limited	South Asia Timber Resources PTE Limited	
			Ibrahim and Sons Company Limited	South Asia Timber Resources PTE Limited	
			Pacific Wood Products Ghana Limited	South Asia Timber Resources PTE Limited	
		Vietnam	Xylogi Company Limited	An Phat Loc Import Export Company Limited	
			Samartex Timber and Plywood Company Limited	Dai Loi Trading Company Limited	
			Green Nations Limited	Success Company Limited	
			Ebenezer N Mensah Company Limited	Success Company Limited	
			Logs and Lumber Limited	Tuan Thanh Trading Company Limited	
	Israel	Exberton Ghana Limited	Formaica Hatzafon		
	South Africa	Ecood Company Limited	Ghana Wood		
	Processed L/ Mouldings	England	Logs and Lumber Limited	RJC Agencies Limited	
			Samartex Timber and Plywood Company Limited	RJC Agencies Limited	
Israel		John Bitar and Company Limited	Formaica Hatzafon		
Mahogany	Sliced Veneer	Italy	Mondial Veneer Ghana Limited	Mondial Tranciati Srl	
		United States of America	John Bitar and Company Limited	Soboplac USA Corperation	
		United Arab Emirates	John Bitar and Company Limited	DIM Light General Trading	
		Vietnam	John Bitar and Company Limited	Universal Veneer Africa	
	Lumber (Kiln Dried)	United States of America	Ghana Primewood Products Limited	Blue Resources	
			Samartex Timber and Plywood Company Limited	Superior Timber and Deckings Limited	
		Dominican Republic	Samartex Timber and Plywood Company Limited	Superior Timber and Deckings Limited	
			John Bitar and Company Limited	Mourao Wood LDA	
		England	Boison Construction Works Limited	Baillie Lumber	
		Canada	Swiss Lumber Company Limited	Blue Resources	
	Black Ofram	Lumber (Air Dried)	Senegal	Samartex Timber and Plywood Company Limited	Batiplus Industries
			Germany	Logs and Lumber Limited	Wob Timber GMBH
		Sliced Veneer	India	Logs and Lumber Limited	Coast to Coast Designs PVT Limited
Lumber (Kiln Dried)		Germany	John Bitar and Company Limited	Total Wood Sal Mkalles	
		United States of America	Fosu and Fosuaa Company Limited	Baystate Industries	
			Boison Construction Works Limited	Baystate Industries	

			Lethnass Limited	Treemex Holz Im-und Export GMBH
		Turkey	Boison Construction Works Limited	Blue Resources
		Israel	Buadac Company Limited	Arbawood Timber Trading Agency
		Jordan	Boison Construction Works Limited	Woodgroup APS
			Logs and Lumber Limited	Chabros International Group
		South Korea	Adras Company Limited	Protimber Holz Import and Export
	Processed L/ Mouldings	Belgium	Logs and Lumber Limited	Stockmans Wood Products
		Finland	Logs and Lumber Limited	JSC Woodstock
		Israel	John Bitar and Company Limited	Formaica Hatzafon
	Niangon	Lumber (Air Dried)	Greece	Gafwood Company Limited
			Logs and Lumber Limited	International Wood Enterprise Limited
	Boules (Air Dried)	Italy	Akfabel Company Limited	Alfano Legnami Spa
Cedrela	Lumber (Kiln Dried)	China	John Bitar and Company Limited	Norwood Dongguan Limited
		United States of America	Ayipah Wood Company Limited	Overseas Hardwood Company
			Logs and Lumber Limited	Baillie Lumber
		Greece	Samartex Timber and Plywood Company Limited	Overseas Hardwood Company
		Denmark	Ayipah Wood Company Limited	Kimex Trading
				Alan Mcilvain
Koto / Kyere	Sliced Veneer	India	Ayum Forest Products Limited	Coast to Coast Designs PVT Limited
			John Bitar and Company Limited	DIM Light General Trading
		China	Logs and Lumber Limited	Van Hout International B V
		Italy	Mondial Veneer Ghana Limited	Mondial Tranciati Srl
			Ayum Forest Products Limited	Mondolegno Srl
			Logs and Lumber Limited	Mondolegno Srl
		United Arab Emirates	Ayum Forest Products Limited	DIM Light General Trading
			John Bitar and Company Limited	Alzan Building Materials Trading
		Belgium	Ayum Forest Products Limited	DIM Light General Trading
		Belgium	Ayum Forest Products Limited	Horst Godderidge Furniere
	Vietnam	John Bitar and Company Limited	Universal Veneer Africa	
	Lumber (Kiln Dried)	Germany	Logs and Lumber Limited	Wob Timber GMBH
			Specialized Timber Products Limited	Fritz Offermann GMBH
			Mondial Veneer Ghana Limited	Holz Schnettler Soest
	Belgium	Specialized Timber Products Limited	M S Wijma GMBH and Company	
Dowels	United Kingdom	John Bitar and Company Limited	Vogel Import Export	

TOP FIVE (5) CATEGORIES FOR THE MONTH OF DECEMBER 2021 [\[SEE APPENDIX D\]](#)

EXPORTER	Volume (m³)	% Share in Volume (m³) for December 2021
Samartex Timber and Plywood Company Limited P. O. Box 1, Samreboi [+233 312022963]	3,188.219	11.80%
Logs and Lumber Limited P. O. Box 3344, Kumasi [+233 32202522718]	2,757.419	10.20%
Multimodal Freight Services Limited 1 st Floor Afrik Screen Building [+233242171772]	2,566.736	9.50%
3RDI Shipping Agency Limited BOX TT 242, Tema [+233244640325]	1,645.862	6.09%
John Bitar and Company Limited P. O. Box 406, Sekondi [+233244330765]	1,579.434	5.84%

PRODUCT	Volume (m³)	% Share in Volume (m³) for December 2021
Lumber (Air Dried)	12,712.023	47.03%
Lumber (Kiln Dried)	4,456.666	16.49%
Billet	3,012.760	11.15%
Plywood (Overland)	2,293.544	8.49%
Plywood	1,862.291	6.89%

SPECIES	Volume (m³)	% Share in Volume (m³) for December 2021
Teak	12,905.718	47.75%
Ceiba	6,549.478	24.23%
Wawa	4,673.421	17.29%
Black Ofram	909.242	3.36%
Denya	725.640	2.68%

DESTINATION	Volume (m³)	% Share in Volume (m³) for December 2021
India	13,236.295	48.97%
Senegal	2,787.561	10.31%
Niger	1,488.572	5.51%
Germany	1,184.809	4.38%
China	1,056.728	3.91%

BUYER	Volume (m ³)	% Share in Volume (m ³) for December 2021
Batiplus Industries Km 11, Entrée Pikine, Senegal [+221 33 879 80 20]	2,787.561	10.31%
Shanghai Timber Furnishing Company Limited 82/15 Moo 6, Soi Wat Srimuang, Setthakit Road. [+6634 412 993]/ [+662 260 9913]	2,566.736	9.50%
Thai Phat International Company Limited No 10A, Alley 337/52, Cau Giay Street, Group 22, Cau Giay District, Hanoi, Vietnam [+84 902 868 189]	2,289.975	8.47%
ETS Salaou Hassane ET Fils Commerce General HF 4194B 13384 Niamey, Niger [+22 622 8676]	2,029.204	7.51%
Shree Sagar General Trading Free Zone Entity FZE SM – Office G1 Hall 2-16 Ajman, United Arab Emirates [+971 564 378300]	1,473.426	5.45%

TIMBER AND WOOD PRODUCTS ANALYTICS

Summary Report on Export Products December, 2021

PRODUCT	NOVEMBER 2021		DECEMBER 2021		CUMULATIVE: JAN-DEC 2021	
	VOLUME (m ³)	VALUE (€)	VOLUME (m ³)	VALUE (€)	VOLUME (m ³)	VALUE (€)
Lumber (Air Dried)	13,522.842	4,958,649.47	12,712.023	4,712,625.20	151,009.618	61,121,168.41
Lumber (Kiln Dried)	4,620.412	2,408,363.41	4,456.666	2,277,432.91	43,699.839	24,093,487.39
Sliced Veneer	1,301.028	1,425,397.49	1,452.614	1,421,950.40	12,311.780	12,439,829.03
Billet	2,526.479	743,478.55	3,012.760	904,183.35	44,256.050	15,225,257.09
Plywood (Overland)	2,220.694	803,688.59	2,293.544	848,455.48	25,226.605	9,818,493.32
Plywood	240.534	140,166.59	1,862.291	611,530.38	5,271.022	1,968,623.31
Processed L/ Mouldings	1,033.870	734,656.47	663.736	453,769.90	10,576.620	7,511,581.99
Boules (Air Dried)	-	-	23.980	294,954.00	702.182	720,738.40
Rotary Veneer	572.790	232,399.45	439.048	154,425.64	7,994.113	3,474,758.62
Dowels	14.288	10,670.69	29.646	31,757.88	126.237	110,730.86
Briquettes	49.583	10,318.92	83.820	17,742.40	449.602	93,866.76
Poles	425.000	19,091.21	-	-	425.000	19,091.21
Sliced Veneer (Overland)	13.831	14,094.36	-	-	114.366	102,143.56
Lumber (Overland)	-	-	-	-	32.064	28,857.60
Boules (Kiln Dried)	-	-	-	-	33.952	23,426.88
Curls Veneer	-	-	-	-	0.339	494.82
GRAND TOTAL	26,541.351	11,500,975.20	27,030.129	11,728,827.54	302,229.389	136,752,549.25

DECEMBER 2021 AVERAGE EXCHANGE RATE

\$ 1 = € 0.89

£ 1.18 = € 1

Leading Exporters of Wood Products for December 2021

PRODUCT	EXPORTER	VOLUME (m ³)	VALUE (€)	€/m ³
Lumber (Air Dried)	Multimodal Freight Services Limited	2,346.328	830,283.83	353.87
Lumber (Kiln Dried)	Logs and Lumber Limited	839.425	447,498.00	533.10
Sliced Veneer	Logs and Lumber Limited	315.269	409,730.49	1,299.62
Billet	3RDI Shipping Agency Limited	724.786	224,416.97	309.63
Plywood (Overland)	Logs and Lumber Limited	1,145.644	416,106.59	363.21
Plywood	Samartex Timber and Plywood Company Limited	1,001.835	367,440.44	366.77
Processed L/ Mouldings	Logs and Lumber Limited	300.334	197,057.75	656.13
Boules (Air Dried)	Akfabel Company Limited	23.980	294,954.00	12,300.00
Rotary Veneer	John Bitar and Company Limited	375.112	141,416.42	377.00
Dowels	John Bitar and Company Limited	29.646	31,757.88	1,071.24
Briquettes	Sustainable Biomass Solution Ghana Limited	83.820	17,742.40	211.67

Leading Exporters of Wood Products by Species December 2021

SPECIES	EXPORTERS	VOLUME (m ³)	VALUE (€)	€/m ³
Teak	Multimodal Freight Services Limited	2566.74	898,529.21	350.07
Ceiba	Logs and Lumber Limited	1150.21	421,696.23	366.62
Wawa	Logs and Lumber Limited	625.78	324,791.47	519.02
Black Ofram	Samartex Timber and Plywood Company Limited	571.11	168,478.04	295.00
Denya	Africa Timber Resources Limited	165.44	78,903.05	476.92
Asanfina	Mondial Veneer Ghana Limited	325.53	253,763.55	779.54
Mahogany	Samartex Timber and Plywood Company Limited	310.65	168,160.58	541.33
Cedrela	Ayipah Wood Company Limited	288.11	205,097.62	711.88
Rubber Wood	Prestige Innovation and Processing Company Limited	377.76	66,837.17	176.93
Walnut / Lovoa	Samartex Timber and Plywood Company Limited	387.98	168,773.04	435.00
Danta	Samartex Timber and Plywood Company Limited	324.77	120,163.42	370.00
Dahoma	Ibrahim and Sons Company Limited	126.31	51,483.63	407.59
Koto / Kyere	Ayum Forest Products Limited	84.64	94,941.99	1,121.65
Gmelina	Ack International Export Limited	110.230	26,711.43	242.32
Kako / Ekki	Africa Timber Resources Limited	108.26	51,078.89	471.82
Sapele	John Bitar and Company Limited	60.680	71,100.09	1,171.73
Mixed Redwood	John Bitar and Company Limited	12.744	4,284.18	336.17
Odum	Kete Krachi Timber Recovery Limited	40.006	32,765.09	819.00
Edinam	John Bitar and Company Limited	68.71	56,600.41	823.72
Essa	John Bitar and Company Limited	14.49	22,332.86	1,541.02
Chenchen	Logs and Lumber Limited	34.41	50,619.43	1,471.00
Papao/ Apa	Markro Services Company Limited	54.100	44,270.75	818.31
Albizia	Boison Construction Works Limited	43.52	20,235.41	465.00
Niangon	Logs and Lumber Limited	25.20	16,630.68	660.00
Makore	Samartex Timber and Plywood Company Limited	46.964	29,166.97	621.05
Senya	Delin Wood Limited	36.812	14,654.80	398.10
Ananta	Africa Timber Resources Limited	36.142	12,789.40	353.87
Guarea	John Bitar and Company Limited	35.583	26,687.25	750.00
Black Hyedua	Boison Construction Works Limited	34.335	30,901.50	900.00
Candollei	Samartex Timber and Plywood Company Limited	30.416	21,122.71	694.46
Ohaa	John Bitar and Company Limited	19.974	29,207.24	1,462.27

Emire	Logs and Lumber Limited	26.394	14,780.64	560.00
Ofram	Kete Krachi Timber Recovery Limited	24.605	9,595.95	390.00
Akasa	Ayum Forest Products Limited	11.726	13,127.80	1,119.57
Black and White Ofram	John Bitar and Company Limited	18.229	26,877.08	1,474.44
White Ofram	Ayum Forest Products Limited	2.105	2,806.38	1,333.33
Mansonia	Mondial Veneer Ghana Limited	4.190	3,431.41	818.94
Yaya	Ayum Forest Products Limited	3.695	5,542.93	1,500.00
Hyedua	Ayum Forest Products Limited	0.480	319.94	666.67

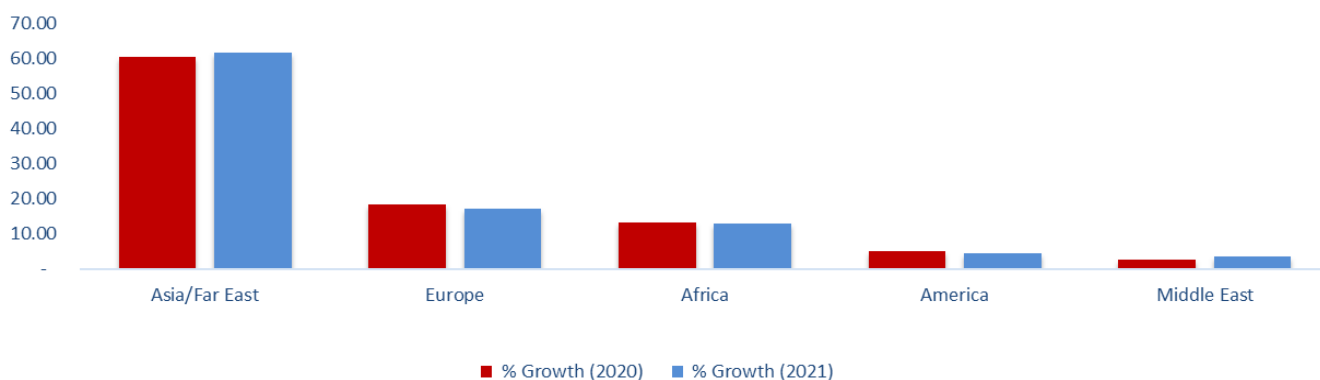
Leading Buyers of Wood Products by Species December 2021

SPECIES	BUYERS	VOLUME (m ³)	VALUE (€)	€/m ³
Teak	Shanghai Timber Furnishing Company Limited	2,566.736	898,529.21	350.07
Ceiba	ETS Salaou Hassane	2,029.204	758,775.39	373.93
Wawa	Vöhringer GMBH and Company	426.157	185,006.53	434.13
Black Ofram	Batiplus Industries	571.112	168,478.04	295.00
Denya	South Asia Timber Resources PTE Limited	350.870	169,125.27	482.02
Asanfina	Mondolegno Srl	329.297	321,196.83	975.40
Mahogany	Superior Timber and Deckings Limited	310.645	168,160.58	541.33
Cedrela	Overseas Hardwood Company	273.383	172,253.48	630.08
Rubber Wood	Hong Kong Liangruncheng International	377.755	66,837.17	176.93
Walnut / Lovo	Batiplus Industries	387.984	168,773.04	435.00
Danta	Batiplus Industries	324.766	120,163.42	370.00
Dahoma	Holz Schnettler Soest	126.313	51,483.63	407.59
Koto / Kyere	Mondolegno Srl	31.386	53,107.59	1,692.10
Gmelina	Sunrise Timber Company Limited	110.230	26,711.43	242.32
Kako / Ekki	South Asia Timber Resources PTE Limited	108.259	51,078.89	471.82
Sapele	Holz Schnettler Soest	48.566	37,395.82	770.00
Mixed Redwood	Stockmans Wood Products	12.744	4,284.18	336.17
Odum	Treemex Holz Im-und Export GMBH	76.968	64,182.79	833.89
Edinam	Total Wood Sal Mkalles	59.645	42,583.95	713.96
Essa	Abeds Timber	26.755	17,396.83	650.23
Chenchen	Keflico Haverland	14.069	25,794.05	1,833.33
Papao/ Apa	Dong Li Trading Company Limited	54.100	44,270.75	818.31
Albizia	Timber Team International	43.517	20,235.41	465.00
Niangon	International Wood Enterprise Limited	25.198	16,630.68	660.00
Makore	Star Wood	46.964	29,166.97	621.05
Senya	Greenda Industry Limited	36.812	14,654.80	398.10
Ananta	South Asia Timber Resources PTE Limited	36.142	12,789.40	353.87
Guarea	Stockmans Wood Product	35.583	26,687.25	750.00
Black Hyedua	Arbawood Timber Trading Agency	34.335	30,901.50	900.00
Candollei	Star Wood	30.416	21,122.71	694.46
Ohaa	DIM Light General Trading	19.974	29,207.24	1,462.27
Emire	NHG Timber Limited	26.394	14,780.64	560.00
Ofram	Treemex Holz Im-und Export GMBH	24.605	9,595.95	390.00
Akasa	Mondolegno Srl	21.534	18,802.67	873.15
Black and White Ofram	Total Wood Sal Mkalles	18.229	26,877.08	1,474.44
White Ofram	Horst Godderidge Furniere	2.105	2,806.38	1,333.33
Mansonia	Mondial Tranciati Srl	4.190076	3431.414	818.94
Yaya	Coast to Coast Designs PVT Limited	3.695286	5542.929	1,500.00
Hyedua	Horst Godderidge Furniere	0.47991	319.94	666.67

Major Markets of Ghana's Wood Products Exports: Jan-Dec 2020/ 2021: Volume

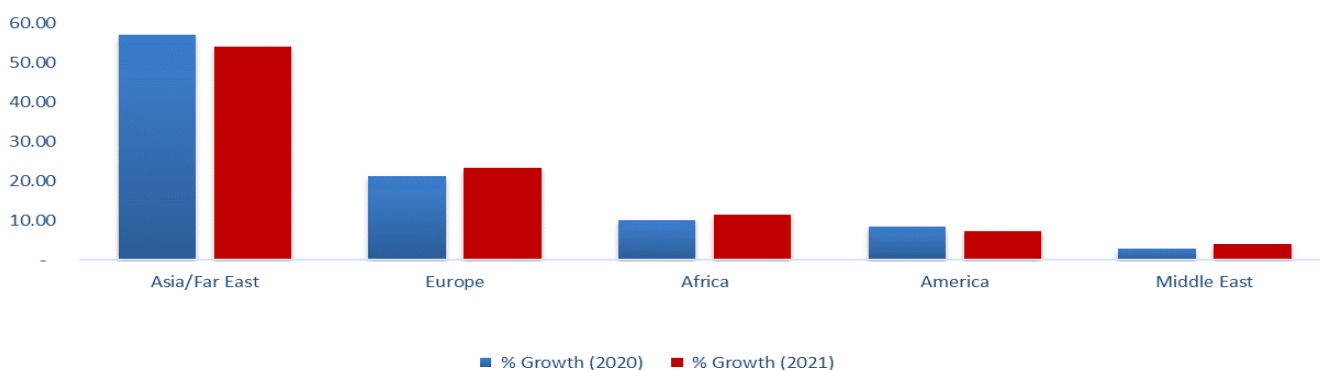
Volume(m ³) in thousands					
CONTINENT	JAN-DEC 2020	% Growth (2020)	JAN-DEC 2021	% Growth (2021)	Volume Variation
	Volume(m ³)		Volume(m ³)		
Asia/Far East	137.058	60.58	186.715	61.78	1.20
Europe	41.882	18.51	51.667	17.10	-1.42
Africa	30.221	13.36	39.050	12.92	-0.44
America	11.307	5.00	13.754	4.55	-0.45
Middle East	5.772	2.55	10.985	3.63	1.08
Oceania	0.019	0.01	0.059	0.02	0.01
Total	226.258	100.00	302.229	100.00	0.00

%in Volume (m³) for Exports in the Major Markets for Jan-Dec 2020 and Jan-Dec 2021



Values (€) in millions					
CONTINENT	JAN-DEC 2020	% Growth (2020)	JAN-DEC 2021	% Growth (2021)	Value Variation
	Value(€)		Value(€)		
Asia/Far East	66.41	57.14	73.89	54.04	-3.10
Europe	24.81	21.34	31.81	23.26	1.92
Africa	11.86	10.20	15.57	11.39	1.18
America	9.75	8.39	9.87	7.22	-1.17
Middle East	3.40	2.92	5.56	4.07	1.15
Oceania	0.02	0.01	0.04	0.03	0.01
Total	116.24	100.00	136.75	100.00	0.00

% in Value (€) for Exports in the Major Markets for Jan-Dec 2020 and Jan-Dec 2021



Export of Timber and Wood Products to Ecowas Countries: Jan-Dec 2020/ 2021

ECOWAS COUNTRIES	JAN-DEC 2020			JAN-DEC 2021		
	Volume(m ³)	Value(€)	UNIT PRICE	Volume(m ³)	Value(€)	UNIT PRICE
Togo	4,221.091	1,596,749.56	378.28	7,035.148	3,067,586.48	436.04
Niger	5,334.800	1,761,349.03	330.16	7,195.340	2,812,066.63	390.82
Burkina Faso	6,667.304	2,279,967.96	341.96	8,088.774	2,784,540.90	344.25
Senegal	2,830.635	886,658.47	313.24	7,004.378	2,330,769.23	332.76
Benin	4,273.482	1,476,502.26	345.50	2,641.441	874,994.43	331.26
Mali	813.275	314,391.69	386.57	522.431	238,013.30	455.59
Cape Verde	643.629	282,337.67	438.67	514.524	231,835.74	450.58
Gambia	110.736	48,135.12	434.68	340.733	111,555.97	327.40
Cote D'Ivoire	168.649	128,751.91	763.43	87.035	78,123.34	897.61
Nigeria	-	-	-	6.426	5,442.93	847.03
TOTAL	25,063.601	8,774,843.68	350.10	33,436.229	12,534,928.95	374.89

Comparative Export Statistics for Timber and Wood Products: Jan-Dec 2020 / 2021

PRODUCT	% GROWTH			% GROWTH		
	JAN-DEC 2020	JAN-DEC 2021	% Growth in Volume	JAN-DEC 2020	JAN-DEC 2021	% Growth in Value
	Volume(m ³)	Volume(m ³)		Value(€)	Value(€)	
Lumber (Air Dried)	113,031.794	151,009.618	33.60	56,420,745.89	61,121,168.41	8.33
Lumber (Kiln Dried)	35,165.652	43,699.839	24.27	20,834,678.74	24,093,487.39	15.64
Lumber (Overland)	-	32.064	0.00	-	28,857.60	0.00
Plywood (Overland)	21,408.705	25,226.605	17.83	7,434,349.03	9,818,493.32	32.07
Plywood	819.293	5,271.022	543.36	273,202.25	1,968,623.31	620.57
Processed L/Mouldings	10,442.770	10,576.620	1.28	7,304,115.09	7,511,581.99	2.84
Sliced Veneer	9,258.091	12,311.780	32.98	8,699,039.41	12,439,829.03	43.00
Rotary Veneer	8,329.742	7,994.113	-4.03	3,958,893.81	3,474,758.62	-12.23
Sliced Veneer (Overland)	180.632	114.366	-36.69	171,498.51	102,143.56	-40.44
Curls Veneer	2.401	0.339	-85.89	15,436.08	494.82	-96.79
Poles	-	425.000	0.00	-	19,091.21	0.00
Billet	25,890.235	44,256.050	70.94	10,232,963.60	15,225,257.09	48.79
Dowels	33.110	126.237	281.27	22,763.23	110,730.86	386.45
Boules (Air Dried)	1,263.011	702.182	-44.40	677,717.10	720,738.40	6.35
Boules (Kiln Dried)	239.597	33.952	-85.83	154,694.11	23,426.88	-84.86
Kindling	87.756	-	-100.00	18,263.33	-	-100.00
Briquettes	105.597	449.602	325.77	22,421.77	93,866.76	318.64
TOTAL	226,258.386	302,229.389	33.58	116,240,781.94	136,752,549.25	17.65

Timber and Wood Products Classification

PRODUCT	JAN-DEC 2020			JAN-DEC 2021		
	Volume(m ³)	Value(€)	% Share in Value	Volume(m ³)	Value(€)	% Share in Value
PRIMARY						
Poles	-	-		425.000	19,091.21	
Billet	25,890.235	10,232,963.60		44,256.050	15,225,257.09	
SUB TOTAL	25,890.235	10,232,963.60	8.80	44,681.050	15,244,348.30	11.15
SECONDARY						
Lumber (Air Dried)	113,031.794	56,420,745.89		151,009.618	61,121,168.41	
Lumber (Kiln Dried)	35,165.652	20,834,678.74		43,699.839	24,093,487.39	
Lumber (Overland)	-			32.064	28,857.60	
Boules (Air Dried)	1,263.011	677,717.10		702.182	720,738.40	
Boules (Kiln Dried)	239.597	154,694.11		33.952	23,426.88	
Veneers	17,770.866	12,844,867.82		20,420.598	16,017,226.03	
Plywood (Overland)	21,408.705	7,434,349.03		25,226.605	9,818,493.32	
Plywood	819.293	273,202.25		5,271.022	1,968,623.31	
Kindling	87.756	18,263.33		-	-	
Briquettes	105.597	22,421.77		449.602	93,866.76	
SUB TOTAL	189,892.271	98,680,940.02	84.89	246,845.482	113,885,888.10	83.28
TERTIARY						
Processed L/Mouldings	10,442.770	7,304,115.09		10,576.620	7,511,581.99	
Dowels	33.110	22,763.23		126.237	110,730.86	
SUB TOTAL	10,475.880	7,326,878.32	6.30	10,702.857	7,622,312.85	5.57
GRAND TOTAL	226,258.386	116,240,781.94	100.00	302,229.389	136,752,549.25	100.00

Product	m ³ /ft container
Logs	11-13m ³ /20ft
Other Products	20m ³ /20ft

Export Performance for Timber and Wood Products

EXPORTERS PERFORMANCE - LUMBER (AIR DRIED)

EXPORTER	VOLUME (m ³)	VALUE (€)	CUMULATIVE: JAN-DEC 2021	
			VOLUME (m ³)	VALUE (€)
Multimodal Freight Services Limited	2,346.328	830,283.83	21,002.750	7,787,337.11
Samartex Timber and Plywood Company Limited	1,404.416	516,133.76	7,897.724	3,154,834.15
K Lorvert Company Limited	1,300.733	460,284.14	4,451.727	1,549,561.63
3RDI Shipping Agency Limited	921.076	325,936.74	10,751.141	4,033,618.78
Mawuli Elliot Limited	559.962	198,151.07	12,492.042	4,720,558.56
Askraf International Company Limited	505.925	179,029.25	5,046.289	1,904,622.04
Silver Oak Limited Company	487.785	172,610.14	1,967.161	682,972.07
Bhakti Ghana Limited	415.053	146,872.81	3,734.288	1,307,712.34
Africa Timber Resources Limited	291.802	137,988.14	4,398.793	2,256,320.82
Geavag Company Limited	360.719	127,645.90	2,915.628	1,109,622.60
Nach Company Limited	288.473	102,080.56	1,189.754	444,333.22
Dark Andoh Global Company Limited	252.326	94,232.39	1,282.359	783,177.95
Ere Oseiwaa Company Limited	253.185	89,593.36	958.452	355,516.75
Logs and Lumber Limited	156.747	82,897.94	1,880.968	940,746.09
Duakron Ghana Limited	198.194	81,130.02	4,782.091	1,967,373.89
A List Enterprise Ghana Limited	180.894	67,212.70	1,555.768	607,976.07
Nasorp Merchantile Company Limited	180.517	63,878.68	4,626.339	2,077,105.81
Arena Resources Limited	180.323	63,810.03	1,712.576	653,260.37
K V Global Company Limited	180.000	63,695.74	432.056	155,035.21
Xylogi Company Limited	125.617	62,508.74	529.877	381,359.57
Mcken Logistics Company Limited	162.138	57,375.00	1,047.398	372,624.10
Gran Pa Shipping and Company Limited	144.511	51,137.41	1,575.919	609,497.13
Indiana Woods Limited	126.350	50,287.34	1,273.486	538,842.63
Ibrahim and Sons Company Limited	95.012	46,229.48	660.334	334,645.62
Beghap Company Limited	126.451	44,746.61	2,238.650	822,994.15
Lebebaba Company Limited	126.231	44,668.76	1,272.075	490,022.33
Markro Services Company Limited	54.100	44,270.75	54.100	44,270.75
Pacific Wood Products Ghana Limited	90.415	43,992.74	126.594	61,428.48
Rock Age Impex Limited	108.293	38,321.12	903.384	342,012.69
F Wood and Trading Company Limited	108.265	38,311.22	1,679.050	672,767.01
Ebenezer N Mensah Company Limited	90.599	36,365.07	465.956	177,687.98
Juben Empire Ghana Limited	92.775	32,829.84	551.169	226,381.88
Krish Sun Company Limited	90.115	31,888.56	779.564	276,506.23
Star Exim Ghana Limited	72.271	25,574.19	2,202.525	835,019.00
Akshatha Company Limited	72.000	25,478.29	360.005	122,690.69
John Bitar and Company Limited	55.911	22,954.96	1,333.994	559,623.26
Boison Construction Works Limited	43.517	20,235.41	313.117	173,519.57
Vickymart Plus Company Limited	54.015	19,114.03	378.095	153,910.27
Green Nations Limited	36.726	17,869.57	2,274.949	1,207,404.60
Ecod Company Limited	36.200	17,613.64	91.653	54,048.11
Gafwood Company Limited	27.621	16,020.18	27.621	16,020.18
Lambro Company Limited	18.000	14,729.64	180.530	146,590.91
Delin Wood Limited	36.812	14,654.80	1,490.561	655,591.66
Frimp and Son Limited	36.200	12,809.92	1,248.602	498,210.18
Smith Timber Export Limited	36.080	12,767.46	541.653	207,023.80
Western Hardwood Limited	33.240	10,505.83	82.342	33,264.48

Exberton Ghana Limited	21.750	10,390.37	39.785	16,711.53
Benediction Company Limited	18.000	7,165.77	508.007	361,438.80
Speed Bee Timber Company Limited	18.215	6,445.65	344.591	137,667.20
Pan Afro King Company Limited	18.064	6,392.22	18.064	6,392.22
Best Quote Limited	18.040	6,383.73	469.194	175,426.91
Ack International Export Limited	18.024	6,378.07	54.068	18,722.23
Fortune Exim Ghana Limited	18.007	6,372.05	3,265.178	1,372,060.42
Harvestive Ghana Limited	18.000	6,369.57	288.310	103,040.33
Peacrok Company Limited	-	-	9,202.758	3,611,248.17
Eastwest Exports Limited	-	-	1,856.847	932,092.44
Amoasly Company Limited	-	-	993.712	380,733.99
Erivankes Company Limited	-	-	72.860	46,592.95
Bombalex Shipping and Logistics Limited	-	-	558.700	188,483.49
Nihar Exim Ghana Limited	-	-	325.298	127,914.46
Logs Court Limited	-	-	61.892	31,320.41
Tepa Sawmill Company Limited	-	-	55.661	30,056.94
Celik and Glena Company Limited	-	-	126.506	98,926.16
Royal Afro Asia Limited	-	-	36.116	12,452.29
Josanwi Enterprise Limited	-	-	396.365	143,005.15
AIM Manufacturing Company Limited	-	-	577.130	233,678.50
Furmardo Ghana Limited	-	-	23.000	10,705.61
Metamorphosis Company Limited	-	-	18.046	8,555.26
Eight Miles Ghana Limited	-	-	217.204	81,659.71
Mere Plantations Limited	-	-	44.185	14,956.96
Kimpex Ghana Limited	-	-	34.500	10,257.81
Absdjaney Ghana Limited	-	-	234.370	99,301.29
Pan Afro King Company Limited	-	-	72.401	27,324.14
Specialized Timber Products Limited	-	-	23.045	13,946.01
Prestige Innovation and Processing Company	-	-	686.197	128,966.02
Buadac Company Limited	-	-	630.356	159,755.60
Adras Company Limited	-	-	47.567	27,941.71
Kete Krachi Timber Recovery Limited	-	-	324.538	267,955.05
Swiss Lumber Company Limited	-	-	122.707	63,083.78
Ayum Forest Products Limited	-	-	23.547	12,655.66
A Lite Lumber Enterprise	-	-	27.394	14,792.76
African Agro Forestry Limited Company	-	-	18.050	6,326.42
Banyan Trade Africa Limited	-	-	130.049	39,035.80
Bawepiah Company Limited	-	-	20.000	9,962.00
Bell Afrique Farms Limited	-	-	36.035	12,030.34
Bempastele Company Limited	-	-	78.733	57,802.89
Broadwater Company Limited	-	-	24.696	14,323.68
City View Company Limited	-	-	44.440	24,595.81
Concrete Décor Designs Limited	-	-	145.120	52,802.70
Donmax Donkor Company Limited	-	-	29.994	17,696.46
Eco Premium Limited	-	-	18.015	8,670.09
Estee Glory Company Limited	-	-	40.000	28,876.22
Felixo Prestige Company Limited	-	-	22.672	9,748.96
G L Interlink Limited	-	-	7.905	3,003.90
G V Export and Trading Limited	-	-	72.064	24,016.11
Geetanjali Trading Company Limited	-	-	36.004	17,545.92

Ghana Primewood Products Limited	-	-	394.998	205,599.03
Isaac Manu 2010 Limited	-	-	649.284	267,892.32
Jonada Global Company Limited	-	-	180.316	92,139.72
Kabre Brothers Limited	-	-	48.962	26,530.62
Kodeas Family Link Company Limited	-	-	36.351	24,055.16
Kwabena Owusu Timbers Limited	-	-	18.145	9,038.03
Leadway Star Company Limited	-	-	80.000	53,194.57
Makarios Logistics Limited	-	-	126.789	121,504.66
Makro Services Company Limited	-	-	36.090	28,359.34
Man Hey Ghana Limited	-	-	14.586	7,001.28
Masae Ghana Limited	-	-	18.086	8,704.26
Mcdon Woods and Timber Limited	-	-	40.000	28,876.22
Mehnleck Engineer Limited	-	-	40.186	20,093.00
MKR Commodities Limited	-	-	414.929	186,977.05
Mukhi Brother's Ghana Limited	-	-	162.694	61,930.43
Nabe Wood Processing Limited	-	-	253.878	101,324.87
Naumuro Forest Products Company Limited	-	-	113.534	44,737.01
O A B U Company Limited	-	-	160.000	79,368.96
Panchtatva Associates Limited	-	-	3,386.154	1,385,247.78
Pas Timbers Limited	-	-	133.888	82,608.82
PM Overseas Ghana Limited	-	-	1,588.342	767,728.88
Preknow Investment Company Limited	-	-	18.100	11,324.29
Primus Freight Services Limited	-	-	62.001	68,779.89
Rakhishem Company Limited	-	-	40.126	20,759.82
Regent Industries Ghana Limited	-	-	1,638.884	759,334.89
Renas Prestige Company Limited	-	-	1,177.578	443,744.28
Richtuah Company Limited	-	-	578.297	271,801.48
Sandylord Company Limited	-	-	72.211	34,951.78
Star Sawmill Products Limited	-	-	19.614	8,841.65
Unique A Yeboah Company Limited	-	-	38.700	12,943.35
Willcells Ghana Limited	-	-	18.354	12,145.70
WR Company Limited	-	-	57.454	21,303.21
G8 Farms and Company Limited	-	-	126.102	50,424.07
GRAND TOTAL	12,712.023	4,712,625.20	151,009.618	61,121,168.41

MOVING SPECIES - LUMBER (AIR DRIED)

SPECIES	VOLUME (m ³)	VALUE (€)	CUMULATIVE: JAN-DEC 2021	
			VOLUME (m ³)	VALUE (€)
Teak	9,894.644	3,522,885.71	120,852.173	46,706,729.71
Denya	845.065	381,975.68	9,780.938	4,638,199.86
Black Ofram	596.347	178,572.04	1,804.461	536,933.05
Walnut / Lovoa	387.984	168,773.04	753.938	317,212.55
Danta	324.766	120,163.42	836.232	299,987.91
Kako / Ekki	227.735	103,834.46	3,751.884	1,936,942.65
Papao/ Apa	90.570	74,114.63	2,028.548	1,782,194.10
Dahoma	105.783	50,270.46	1,682.060	591,784.83
Niangon	52.819	32,650.86	891.133	523,666.22
Albizia	65.094	30,592.37	527.930	245,856.15
Senya	54.812	21,820.57	2,557.412	1,127,645.23
Emire	26.394	14,780.64	204.583	111,098.52

Ceiba	27.266	7,907.14	65.675	20,198.02
Mixed Redwood	12.744	4,284.18	12.744	4,284.18
Ofram	-	-	2.289	1,285.19
Odum	-	-	78.867	54,496.02
Makore	-	-	50.154	28,086.24
Mahogany	-	-	170.188	89,230.08
Sapele	-	-	137.213	83,511.40
Essa	-	-	23.045	13,946.01
Wawa	-	-	439.482	176,023.47
Koto / Kyere	-	-	37.806	21,738.45
Guarea	-	-	566.116	260,911.59
Avodire	-	-	72.262	16,258.95
Rubber Wood	-	-	202.529	34,942.86
Yaya	-	-	90.610	27,183.00
Ananta	-	-	395.106	104,014.60
Black Hyedua	-	-	43.033	25,864.18
Candollei	-	-	20.602	12,254.48
Potrodom	-	-	95.371	47,288.98
Wawabima	-	-	131.444	46,093.06
Utile	-	-	11.795	9,671.90
Kusia	-	-	248.975	129,894.58
Kroma	-	-	674.911	244,386.85
Ebony	-	-	12.614	8,829.80
Cedrela	-	-	44.440	24,595.81
Berlina	-	-	45.543	22,316.07
Potrodum	-	-	412.585	238,835.58
Rosewood	-	-	760.000	453,505.24
Rubberwood	-	-	483.668	94,023.16
Berekankon	-	-	0.833	1,094.62
Kane	-	-	8.426	8,153.26
GRAND TOTAL	12,712.023	4,712,625.20	151,009.618	61,121,168.41

DIRECTION OF TRADE - LUMBER (AIR DRIED)

DESTINATION	VOLUME (m ³)	VALUE (€)	CUMULATIVE: JAN-DEC 2021	
			VOLUME (m ³)	VALUE (€)
India	9,912.672	3,531,657.50	122,218.442	47,547,770.17
Senegal	1,283.862	457,414.50	3,259.047	1,066,031.88
United Arab Emirates	477.229	228,210.37	6,086.715	2,901,861.12
Vietnam	291.793	145,871.57	7,054.699	3,951,016.72
China	271.806	126,138.24	4,972.464	2,135,943.20
Belgium	126.246	54,441.06	1,517.261	696,660.28
Greece	52.819	32,650.86	689.678	407,920.15
Portugal	65.094	30,592.37	615.262	312,614.20
Bulgaria	44.516	23,593.48	44.516	23,593.48
Germany	58.475	20,599.83	708.285	322,286.44
Egypt	43.167	18,670.78	652.137	274,866.66
South Africa	36.200	17,613.64	36.200	17,613.64
England	26.394	14,780.64	26.394	14,780.64
Israel	21.750	10,390.37	67.290	33,492.97

Cape Verde	-	-	514.524	231,835.74
Italy	-	-	234.935	134,761.49
United States of America	-	-	72.428	53,234.23
Dominican Republic	-	-	142.872	65,236.20
United Kingdom	-	-	295.583	166,538.48
Spain	-	-	157.119	83,708.20
Denmark	-	-	24.682	13,081.46
Turkey	-	-	40.588	20,191.26
Lebanon	-	-	77.068	30,144.86
South Korea	-	-	168.987	81,171.48
France	-	-	303.690	139,255.84
Pakistan	-	-	54.926	22,309.08
Poland	-	-	32.601	12,934.36
Bangladesh	-	-	384.852	200,176.44
Sri Lanka	-	-	521.146	138,809.33
Indonesia	-	-	35.227	21,328.41
GRAND TOTAL	12,712.023	4,712,625.20	151,009.618	61,121,168.41

EXPORTERS PERFORMANCE - LUMBER (KILN DRIED)

EXPORTER	VOLUME (m ³)	VALUE (€)	CUMULATIVE: JAN-DEC 2021	
			VOLUME (m ³)	VALUE (€)
Logs and Lumber Limited	839.425	447,498.00	8,821.230	4,479,431.05
John Bitar and Company Limited	495.747	296,891.19	5,654.301	2,989,834.47
Samartex Timber and Plywood Company Limited	442.275	231,135.50	6,654.538	4,626,044.45
Ayipah Wood Company Limited	288.105	205,097.62	2,035.487	1,530,162.24
Boison Construction Works Limited	326.392	181,849.67	3,486.167	1,699,911.84
Adras Company Limited	224.552	111,013.04	2,017.251	1,044,906.07
Asuo Bomosadu Timber and Sawmills Limited	190.380	83,767.20	826.386	391,318.50
Specialized Timber Products Limited	148.843	79,262.14	1,747.022	886,923.74
Prestige Innovation and Processing Company Limited	377.755	66,837.17	377.755	66,837.17
Beghap Company Limited	180.808	63,981.66	180.808	63,981.66
Sunstex Company Limited	124.846	63,523.99	1,557.281	826,765.06
Ibrahim and Sons Company Limited	159.583	62,693.62	1,267.391	613,068.85
Akwadiaso Company Limited	69.722	56,592.42	282.285	226,245.90
Ghana Primewood Products Limited	72.126	54,236.12	72.126	54,236.12
Kete Krachi Timber Recovery Limited	64.611	42,361.04	263.692	197,116.67
Buadac Company Limited	69.142	42,018.50	413.288	293,617.93
Lethnass Limited	83.410	36,307.34	656.576	312,807.73
Tony Toffey Construction and Wood Processing	29.691	25,831.17	427.959	186,234.51
Swiss Lumber Company Limited	34.279	25,170.05	876.191	577,689.31
Mondial Veneer Ghana Limited	33.895	21,721.55	239.955	204,125.43
Fosu and Fosuaa Company Limited	36.236	18,272.29	582.109	315,364.53
Slyvent Company Limited	43.156	17,262.40	415.197	213,744.02
Africa Timber Resources Limited	36.142	12,789.40	110.494	61,991.59
Brumo Wood Processing Limited	31.419	12,166.51	31.419	12,166.51
Josanwi Enterprise Limited	18.079	6,397.53	18.079	6,397.53
G 8 Farms and Company Limited	18.024	6,378.07	18.024	6,378.07
Peacrok Company Limited	18.023	6,377.71	55.145	18,603.52
Askraf International Company Limited	-	-	54.806	20,725.82

Nach Company Limited	-	-	72.130	25,281.16
A List Enterprise Ghana Limited	-	-	162.997	59,986.01
Nasorp Merchantile Company Limited	-	-	55.385	34,903.46
Xylogi Company Limited	-	-	49.887	29,726.52
Western Hardwood Limited	-	-	34.156	9,392.90
Fortune Exim Ghana Limited	-	-	144.232	47,501.54
Logs Court Limited	-	-	1,030.762	656,049.27
Prestige Innovation and Processing Company	-	-	1,286.368	238,572.65
Carpo Timber and Trading Company Limited	-	-	201.439	79,529.20
Ayum Forest Products Limited	-	-	348.123	153,657.51
Beb Hill Company Limited	-	-	42.137	23,321.18
Birim Wood Complex Limited	-	-	13.645	3,957.05
Broadwater Company Limited	-	-	91.068	60,686.72
City View Company Limited	-	-	87.129	68,971.21
Concrete Décor Designs Limited	-	-	26.919	12,113.55
Coppon Wood Processing Limited	-	-	34.853	33,120.74
Emanro Wood Processing Limited	-	-	84.865	47,588.21
Evergreen Timbers Limited	-	-	125.059	101,618.17
Isaac Manu 2010 Limited	-	-	18.030	6,100.65
Kabre Brothers Limited	-	-	33.223	25,617.85
Manukab Company Limited	-	-	121.727	78,966.53
Modern Wood Technology and Company Limited	-	-	113.772	90,721.52
Mr Bee Company Limited	-	-	143.318	104,104.66
Nana Ajoa Frimpomaa Company Limited	-	-	102.226	80,332.70
Portal Forest Estate	-	-	36.606	24,017.60
Richybee Ventures Company Limited	-	-	33.163	24,817.20
Super Economic Bussiness Limited	-	-	21.137	14,531.68
Barfour Investments Limited	-	-	42.521	31,669.67
GRAND TOTAL	4,456.666	2,277,432.91	43,699.839	24,093,487.39

MOVING SPECIES - LUMBER (KILN DRIED)

SPECIES	VOLUME (m ³)	VALUE (€)	CUMULATIVE: JAN-DEC 2021	
			VOLUME (m ³)	VALUE (€)
Wawa	1,730.606	764,625.19	20,103.196	8,591,320.95
Mahogany	522.369	324,506.70	5,263.568	4,408,539.32
Cedrella	465.608	318,845.85	716.983	473,036.80
Black Ofram	290.461	158,012.08	1,447.331	723,489.69
Odum	171.604	149,206.15	1,794.155	1,606,986.88
Edinam	126.000	90,448.03	1,454.589	879,389.43
Teak	234.934	83,134.97	598.039	221,450.49
Koto / Kyere	128.392	81,435.68	1,726.917	1,038,936.04
Rubber Wood	377.755	66,837.17	1,119.658	193,732.96
Sapele	83.547	63,700.26	1,420.118	1,068,096.28
Dahoma	126.313	51,483.63	1,519.974	734,517.13
Black Hyedua	34.335	30,901.50	157.292	141,037.33
Guarea	35.583	26,687.25	71.043	44,417.25
Candollei	30.416	21,122.71	110.209	68,223.47
Essa	26.755	17,396.83	156.073	111,071.67
Ananta	36.142	12,789.40	36.142	12,789.40

Ofram	24.605	9,595.95	198.277	97,539.62
Makore	5.102	4,183.64	411.119	323,685.51
Walnut / Lovoa	4.406	1,982.70	29.869	15,374.86
Ceiba	1.733	537.23	238.975	76,209.51
Black and White Ofram	-	-	3.601	2,141.35
Yaya	-	-	26.919	12,113.55
Mansonia	-	-	35.936	26,233.28
White Ofram	-	-	303.322	142,060.53
Albizia	-	-	46.468	21,375.28
Mixed Redwood	-	-	329.703	206,385.54
Denya	-	-	309.335	146,588.69
Hotrohotro / Fotie	-	-	3.823	1,166.02
Avodire	-	-	17.166	10,023.95
Otie	-	-	115.142	46,923.19
Danta	-	-	88.800	45,358.32
Papao/ Apa	-	-	33.168	22,064.28
Niangon	-	-	230.019	150,171.96
Emire	-	-	444.827	263,834.65
Utile	-	-	255.608	218,300.69
Ayan / B'Dua	-	-	120.341	67,554.05
Ebony	-	-	0.439	422.56
Cedrela	-	-	2,201.062	1,760,355.66
Subaha	-	-	16.168	8,892.40
Rubberwood	-	-	544.465	111,676.87
GRAND TOTAL	4,456.666	2,277,432.91	43,699.839	24,093,487.39

DIRECTION OF TRADE - LUMBER (KILN DRIED)

DESTINATION	VOLUME (m ³)	VALUE (€)	CUMULATIVE: JAN-DEC 2021	
			VOLUME (m ³)	VALUE (€)
Germany	910.441	463,029.24	8,167.529	3,931,937.91
United States of America	606.609	401,675.89	6,784.119	5,628,523.35
China	580.309	182,253.26	2,503.798	764,127.48
Belgium	348.897	174,289.72	6,551.300	3,112,672.98
Dominican Republic	312.104	160,298.26	967.432	549,299.75
Estonia	190.770	89,887.36	2,645.957	1,206,340.61
India	234.934	83,134.97	645.049	242,134.89
Ireland	175.037	81,816.46	904.307	455,310.47
Finland	139.025	68,669.82	1,261.890	634,174.48
United Kingdom	126.391	64,806.16	1,353.993	836,582.22
England	72.162	59,443.82	72.162	59,443.82
Greece	76.125	53,909.50	786.062	559,516.82
Qatar	126.313	51,483.63	1,300.538	634,190.42
Spain	60.559	40,956.49	148.559	95,666.92
Jordan	50.695	38,810.15	297.409	155,100.47
Egypt	57.171	38,519.54	529.265	385,535.57
Denmark	46.650	38,380.66	46.650	38,380.66
Lebanon	51.695	35,742.67	375.126	305,335.50
Turkey	78.890	33,579.91	536.831	203,634.03
Morocco	34.335	30,901.50	137.758	102,983.41

United Arab Emirates	79.298	30,051.80	534.665	295,762.18
Canada	34.279	25,170.05	837.005	671,187.29
Israel	34.161	15,714.06	614.185	301,427.08
South Korea	29.816	14,908.00	29.816	14,908.00
Vietnam	-	-	251.785	164,809.62
Portugal	-	-	46.468	21,375.28
South Africa	-	-	804.513	378,669.81
Italy	-	-	351.264	211,721.93
France	-	-	539.768	266,873.43
Pakistan	-	-	852.852	506,837.55
Poland	-	-	76.558	51,511.27
Saudi Arabia	-	-	1,403.454	628,554.44
Cyprus	-	-	107.991	91,181.26
Barbados	-	-	35.703	23,081.05
Lithuania	-	-	92.715	46,119.36
Taiwan	-	-	172.592	73,526.74
Yemen	-	-	35.230	19,024.20
Netherlands	-	-	622.260	284,979.42
Ukraine	-	-	38.737	18,206.39
New Zealand	-	-	17.904	11,190.00
Australia	-	-	41.003	27,269.60
Malaysia	-	-	17.405	8,702.50
Iraq	-	-	84.359	38,648.22
Chile	-	-	40.413	19,299.02
Reunion Island	-	-	35.460	17,730.00
GRAND TOTAL	4,456.666	2,277,432.91	43,699.839	24,093,487.39

EXPORTERS PERFORMANCE - SLICED VENEER

EXPORTER	VOLUME (m ³)	VALUE (€)	CUMULATIVE: JAN-DEC 2021	
			VOLUME (m ³)	VALUE (€)
Logs and Lumber Limited	315.269	409,730.49	3,290.396	3,830,260.11
John Bitar and Company Limited	367.380	382,770.08	2,600.096	2,648,679.97
Mondial Veneer Ghana Limited	442.442	349,731.47	2,710.041	2,385,376.27
Ayum Forest Products Limited	163.370	175,747.10	1,053.717	1,289,748.76
Samartex Timber and Plywood Company Limited	164.153	103,971.26	2,564.143	2,244,897.16
Xylogi Company Limited	-	-	93.387	40,866.77
GRAND TOTAL	1,452.614	1,421,950.40	12,311.780	12,439,829.03

MOVING SPECIES - SLICED VENEER

SPECIES	VOLUME (m ³)	VALUE (€)	CUMULATIVE: JAN-DEC 2021	
			VOLUME (m ³)	VALUE (€)
Asanfina	698.568	639,868.05	4,647.914	4,277,950.19
Koto / Kyere	139.164	150,432.58	1,210.978	1,602,498.31
Sapele	82.636	109,908.62	851.102	1,199,154.74
Chenchen	102.339	88,946.25	1,230.042	1,166,836.62
Mahogany	78.880	85,957.42	675.776	913,038.03
Ceiba	121.756	80,393.94	1,019.395	587,035.24
Wawa	40.792	61,997.49	137.954	222,370.25
Makore	62.022	46,438.44	881.368	705,723.22

Ohaa	27.486	40,539.71	93.866	120,390.95
Black and White Ofram	18.229	26,877.08	38.635	56,297.38
Essa	21.525	26,083.67	133.375	146,141.59
Akasa	24.283	22,854.84	173.754	149,223.43
Edinam	20.088	22,247.78	211.474	293,157.27
Black Ofram	3.500	6,606.34	185.744	275,034.45
Yaya	3.900	5,905.99	134.604	141,464.91
Mansonia	4.190	3,431.41	5.267	5,675.68
White Ofram	2.105	2,806.38	54.961	39,498.29
Albizia	0.669	334.47	28.073	27,895.53
Hyedua	0.480	319.94	33.475	43,979.36
Mixed Redwood	-	-	160.678	66,984.72
Dahoma	-	-	0.017	16,882.36
Walnut / Lovoa	-	-	21.565	21,684.16
Odum	-	-	33.318	57,698.94
Avodire	-	-	16.216	13,151.18
Niangon	-	-	5.214	4,816.61
Emire	-	-	15.387	11,759.97
Ofram	-	-	179.458	136,726.34
Guarea	-	-	2.306	2,690.82
Black Hyedua	-	-	3.230	6,074.21
Candollei	-	-	73.505	66,191.13
Wawabima	-	-	10.258	15,501.46
Utile	-	-	4.264	3,269.31
Ayan / B'Dua	-	-	3.353	2,347.41
Entedua	-	-	13.315	15,206.42
Berlina	-	-	6.329	7,710.41
Nyankom	-	-	0.801	800.87
Antadua	-	-	10.772	14,217.71
Bediwonua	-	-	4.034	2,749.57
GRAND TOTAL	1,452.614	1,421,950.40	12,311.780	12,439,829.03

DIRECTION OF TRADE - SLICED VENEER

DESTINATION	VOLUME (m ³)	VALUE (€)	CUMULATIVE: JAN-DEC 2021	
			VOLUME (m ³)	VALUE (€)
Italy	827.561	746,320.53	5,409.795	4,960,488.30
India	99.929	140,343.77	509.887	811,690.96
China	95.049	123,688.87	707.315	1,020,200.39
Egypt	176.750	117,776.55	1,574.656	1,034,805.14
United Arab Emirates	94.609	79,071.74	341.883	283,436.36
United States of America	35.488	60,597.21	402.560	640,540.27
Denmark	18.578	41,490.18	308.038	634,681.49
Greece	27.200	36,890.73	97.833	114,041.24
Belgium	15.936	31,599.68	180.194	274,310.54
Qatar	41.145	20,572.41	97.489	48,744.52
Vietnam	17.367	16,956.08	341.911	299,378.41
South Africa	3.003	6,642.66	45.612	41,345.20
Germany	-	-	343.423	535,293.64
United Kingdom	-	-	32.240	39,485.97
Spain	-	-	758.192	834,916.64

Lebanon	-	-	258.791	198,771.68
Turkey	-	-	33.625	53,557.74
Morocco	-	-	387.236	190,990.09
Israel	-	-	30.019	43,481.77
Portugal	-	-	339.744	236,137.84
Japan	-	-	11.040	18,629.42
Pakistan	-	-	36.687	53,636.01
Colombia	-	-	19.971	17,352.93
Latvia	-	-	33.289	30,945.43
Hong Kong	-	-	10.351	22,967.02
GRAND TOTAL	1,452.614	1,421,950.40	12,311.780	12,439,829.03

EXPORTERS PERFORMANCE - BILLET

EXPORTER	VOLUME (m ³)	VALUE (€)	CUMULATIVE: JAN-DEC 2021	
			VOLUME (m ³)	VALUE (€)
3RDI Shipping Agency Limited	724.786	224,416.97	5,690.556	1,899,601.96
Krish Sun Company Limited	301.347	93,306.69	5,947.442	2,254,336.22
Evans Timbers Limited	226.140	70,020.19	789.162	238,352.68
Multimodal Freight Services Limited	220.408	68,245.38	1,284.028	452,651.69
Mawuli Elliot Limited	179.198	55,485.44	4,600.223	1,601,242.66
Star Exim Ghana Limited	165.390	51,210.04	2,341.301	790,762.89
Peacrok Company Limited	154.670	47,890.79	253.839	81,774.87
Dark Andoh Global Company Limited	132.710	41,091.27	1,829.327	701,082.03
Arena Resources Limited	132.705	41,089.72	2,031.007	748,996.03
Ack International Export Limited	121.271	30,130.07	761.013	150,031.13
Kimpex Ghana Limited	67.500	20,900.16	2,104.692	673,110.20
Jonada Global Company Limited	66.455	20,576.60	66.455	20,576.60
Absdjaney Ghana Limited	66.244	20,511.27	969.527	349,319.85
Unique Yeboah Company Limited	60.000	18,577.92	60.000	18,577.92
Josanwi Enterprise Limited	55.243	17,105.00	275.691	90,298.84
Askraf International Company Limited	66.188	11,230.20	705.761	150,603.32
Speed Bee Timber Company Limited	33.730	10,443.89	334.347	121,958.78
Kete Krachi Timber Recovery Limited	26.305	8,144.87	26.305	8,144.87
Beghap Company Limited	22.555	6,983.75	44.807	13,449.26
Indiana Woods Limited	22.288	6,901.08	55.663	19,407.54
Harvestive Ghana Limited	22.166	6,863.30	22.166	6,863.30
Nach Company Limited	22.081	6,836.99	641.096	198,742.88
PVN International Limited	47.277	6,691.87	538.463	81,849.36
Rock Age Impex Limited	19.001	5,883.32	2,370.151	821,080.67
Lebebaba Company Limited	11.045	3,419.89	11.045	3,419.89
Silver Oak Limited Company	11.044	3,419.58	198.536	59,915.51
Royal Afro Asia Limited	11.013	3,409.98	264.541	77,590.29
Africa Timber Resources Limited	24.000	3,397.11	57.933	9,950.51
PM Overseas Ghana Limited	-	-	1,164.781	493,687.93
Banyan Trade Africa Limited	-	-	1,093.925	379,024.21
Beloved Knowledge Links Limited	-	-	921.677	354,949.64
AIM Manufacturing Company Limited	-	-	822.717	314,673.58
Zenith Impex Ghana Limited	-	-	857.481	294,255.38

Eastwest Exports Limited	-	-	471.861	188,939.11
Nabe Wood Processing Limited	-	-	443.813	174,918.10
Geavag Company Limited	-	-	379.936	141,581.82
Panchtatva Associates Limited	-	-	397.612	132,877.83
Mcken Logistics Company Limited	-	-	391.598	127,028.44
Richtuah Company Limited	-	-	366.835	109,873.66
Mere Plantations Limited	-	-	433.800	107,381.94
Avenue Wood Limited	-	-	287.523	99,171.54
K V Global Company Limited	-	-	240.312	87,343.82
Pan Afro King Company Limited	-	-	231.702	75,666.00
Smith Timber Export Limited	-	-	188.174	58,677.49
Bhakti Ghana Limited	-	-	159.152	54,187.62
Masae Ghana Limited	-	-	168.442	52,816.87
Eight Miles Ghana Limited	-	-	155.763	45,502.47
Brown Brothers Company Limited	-	-	100.360	42,391.14
Multigreen Company Limited	-	-	100.570	37,117.66
Akshatha Company Limited	-	-	101.300	29,779.33
Felisco Sun Ghana Limited	-	-	100.252	29,338.44
Mashwar Company Limited	-	-	52.011	21,833.45
Bombolex Shipping and Logistics Limited	-	-	58.497	18,871.86
Nihar Exim Ghana Limited	-	-	44.532	18,843.03
African Agro Forestry Limited Company	-	-	55.382	16,207.37
Mukhi Brother's Ghana Limited	-	-	34.252	14,493.21
F Wood and Trading Company Limited	-	-	33.100	13,938.79
Frimp and Son Limited	-	-	33.061	13,823.20
Duakron Ghana Limited	-	-	46.509	13,698.18
Gran Pa Shipping and Company Limited	-	-	22.035	9,359.91
Anish AG International Limited	-	-	22.008	9,312.35
GRAND TOTAL	3,012.760	904,183.35	44,256.050	15,225,257.09

MOVING SPECIES - BILLET

SPECIES	VOLUME (m ³)	VALUE (€)	CUMULATIVE: JAN-DEC 2021	
			VOLUME (m ³)	VALUE (€)
Teak	2,776.140	859,581.92	42,209.153	14,906,126.66
Gmelina	236.620	44,601.44	2,046.897	319,130.44
GRAND TOTAL	3,012.760	904,183.35	44,256.050	15,225,257.09

DIRECTION OF TRADE - BILLET

DESTINATION	VOLUME (m ³)	VALUE (€)	CUMULATIVE: JAN-DEC 2021	
			VOLUME (m ³)	VALUE (€)
India	2,988.760	900,786.25	43,047.382	14,780,403.40
United Arab Emirates	24.000	3,397.11	843.443	324,113.92
China	-	-	22.800	9,647.47
Vietnam	-	-	187.171	79,198.53
Bangladesh	-	-	155.254	31,893.78
GRAND TOTAL	3,012.760	904,183.35	44,256.050	15,225,257.09

EXPORTERS PERFORMANCE - PLYWOOD (OVERLAND)

EXPORTER	VOLUME (m ³)	VALUE (€)	CUMULATIVE: JAN-DEC 2021	
			VOLUME (m ³)	VALUE (€)
Logs and Lumber Limited	1,145.644	416,106.59	9,600.878	4,128,685.57
Jussak Company Limited	595.360	251,199.40	5,604.314	2,229,962.78
Wood Pillar Limited	288.200	91,469.40	5,265.666	1,755,382.01
Asuo Bomosadu Timber and Sawmills Limited	95.258	34,800.00	1,316.931	417,753.95
Naumuro Forest Products Company Limited	83.350	31,559.29	893.073	348,064.64
Ayum Forest Products Limited	85.732	23,320.80	471.524	134,893.94
John Bitar and Company Limited	-	-	1,584.076	668,883.26
Samartex Timber and Plywood Company Limited	-	-	192.461	40,623.83
Munro Forest Products Company Limited	-	-	83.350	28,816.94
Ocean Wood Ghana Limited	-	-	214.332	65,426.40
GRAND TOTAL	2,293.544	848,455.48	25,226.605	9,818,493.32

MOVING SPECIES - PLYWOOD (OVERLAND)

SPECIES	VOLUME (m ³)	VALUE (€)	CUMULATIVE: JAN-DEC 2021	
			VOLUME (m ³)	VALUE (€)
Ceiba	2,293.544	848,455.48	23,357.887	9,007,811.22
Mixed Redwood	-	-	1,158.466	496,237.94
Sapele	-	-	31.255	13,310.32
Black Ofram	-	-	285.465	123,464.84
Danta	-	-	42.866	17,068.80
Ofram	-	-	232.190	113,995.20
Makore	-	-	112.522	42,855.00
Mahogany	-	-	5.954	3,750.00
GRAND TOTAL	2,293.544	848,455.48	25,226.605	9,818,493.32

DIRECTION OF TRADE - PLYWOOD (OVERLAND)

DESTINATION	VOLUME (m ³)	VALUE (€)	CUMULATIVE: JAN-DEC 2021	
			VOLUME (m ³)	VALUE (€)
Niger	1,488.572	664,333.60	7,195.340	2,812,066.63
Burkina Faso	469.190	149,590.20	7,946.681	2,725,379.46
Togo	83.350	31,559.29	7,035.148	3,067,586.48
Benin	252.432	2,972.39	2,184.377	827,045.62
Mali	-	-	809.691	360,338.30
Gambia	-	-	55.368	26,076.83
GRAND TOTAL	2,293.544	848,455.48	25,226.605	9,818,493.32

EXPORTERS PERFORMANCE - PLYWOOD

EXPORTER	VOLUME (m ³)	VALUE (€)	CUMULATIVE: JAN-DEC 2021	
			VOLUME (m ³)	VALUE (€)
Logs and Lumber Limited	1,145.644	416,106.59	9,600.878	4,128,685.57
Jussak Company Limited	595.360	251,199.40	5,604.314	2,229,962.78
Wood Pillar Limited	288.200	91,469.40	5,265.666	1,755,382.01
Asuo Bomosadu Timber and Sawmills Limited	95.258	34,800.00	1,316.931	417,753.95
Naumuro Forest Products Company Limited	83.350	31,559.29	893.073	348,064.64
Ayum Forest Products Limited	85.732	23,320.80	471.524	134,893.94
Samartex Timber and Plywood Company Limited	-	-	192.461	40,623.83
John Bitar and Company Limited	-	-	1,584.076	668,883.26
Munro Forest Products Company Limited	-	-	83.350	28,816.94
Ocean Wood Ghana Limited	-	-	214.332	65,426.40
GRAND TOTAL	2,293.544	848,455.48	25,226.605	9,818,493.32

MOVING SPECIES - PLYWOOD

SPECIES	VOLUME (m ³)	VALUE (€)	CUMULATIVE: JAN-DEC 2021	
			VOLUME (m ³)	VALUE (€)
Ceiba	1,733.699	562,294.80	4,068.835	1,482,084.37
Mixed Redwood	128.592	49,235.58	313.971	112,805.32
Black Ofram	-	-	161.278	59,620.40
Walnut / Lova	-	-	568.223	261,960.03
Otie	-	-	129.510	42,690.77
Mixed Whitewood	-	-	29.205	9,462.42
GRAND TOTAL	1,862.291	611,530.38	5,271.022	1,968,623.31

DIRECTION OF TRADE - PLYWOOD

DESTINATION	VOLUME (m ³)	VALUE (€)	CUMULATIVE: JAN-DEC 2021	
			VOLUME (m ³)	VALUE (€)
Senegal	1,503.699	495,060.41	3,745.331	1,264,737.35
Gambia	230.000	67,234.39	285.365	85,479.13
Burkina Faso	128.592	49,235.58	128.592	49,235.58
Egypt	-	-	150.120	78,924.33
Greece	-	-	961.614	490,246.91
GRAND TOTAL	1,862.291	611,530.38	5,271.022	1,968,623.31

EXPORTERS PERFORMANCE - PROCESSED L/MOULDTINGS

EXPORTER	VOLUME (m ³)	VALUE (€)	CUMULATIVE: JAN-DEC 2021	
			VOLUME (m ³)	VALUE (€)
Logs and Lumber Limited	300.334	197,057.75	4,535.481	2,703,458.50
Samartex Timber and Plywood Company Limited	175.540	117,559.62	3,368.482	2,649,865.40
John Bitar and Company Limited	127.046	83,698.74	1,498.996	1,201,489.57
Xylogi Company Limited	42.282	30,443.04	137.424	98,945.28
Modern Wood Technology and Company Limited	18.534	25,010.75	271.396	283,914.58
Asuo Bomosadu Timber and Sawmills Limited	-	-	601.849	455,575.49
Ayum Forest Products Limited	-	-	158.503	115,056.20
Birim Wood Complex Limited	-	-	4.489	3,276.97
GRAND TOTAL	663.736	453,769.90	10,576.620	7,511,581.99

MOVING SPECIES - PROCESSED L/MOULDINGS

SPECIES	VOLUME (m ³)	VALUE (€)	CUMULATIVE: JAN-DEC 2021	
			VOLUME (m ³)	VALUE (€)
Wawa	306.467	159,928.00	5,794.995	3,081,435.98
Dahoma	72.651	57,358.14	326.315	243,880.74
Denya	61.469	54,923.01	572.342	459,707.51
Hotrohotro / Fotie	62.998	52,562.35	615.127	523,649.44
Mixed Redwood	40.421	36,409.04	373.915	300,992.27
Ceiba	42.282	30,443.04	374.408	256,423.70
Sapele	17.860	21,074.80	357.900	374,408.89
Black Ofram	18.933	11,614.11	38.094	36,264.53
Albizia	21.617	10,051.91	21.617	10,051.91
White Ofram	10.512	7,884.00	10.512	7,884.00
Walnut / Lovoa	4.032	5,885.49	4.032	5,885.49
Odum	3.287	4,722.33	171.743	223,660.23
Avodire	1.207	913.70	1.207	913.70
Essa	-	-	123.730	168,432.39
Otie	-	-	23.629	16,540.30
Koto / Kyere	-	-	11.422	12,919.57
Danta	-	-	51.729	40,592.58
Kako / Ekki	-	-	30.353	32,608.39
Papao/ Apa	-	-	56.593	81,174.07
Niangon	-	-	301.030	343,916.31
Emire	-	-	22.982	24,649.95
Ofram	-	-	51.375	37,768.90
Makore	-	-	206.892	222,116.71
Mahogany	-	-	114.215	117,429.13
Edinam	-	-	282.160	275,190.02
Guarea	-	-	102.846	112,130.29
Ananta	-	-	19.302	15,441.60
Black Hyedua	-	-	4.680	7,386.00
Candollei	-	-	81.739	76,360.53
Wawabima	-	-	6.336	5,702.40
Kusia	-	-	195.361	180,937.35
Ayan / B'Dua	-	-	85.959	86,296.65
Cedrela	-	-	42.654	36,821.00
Potrodum	-	-	60.959	58,279.32
Mixed Whitewood	-	-	19.186	13,870.73
Tetekon	-	-	19.281	19,859.43
GRAND TOTAL	663.736	453,769.90	10,576.620	7,511,581.99

DIRECTION OF TRADE - PROCESSED L/MOULDINGS

DESTINATION	VOLUME (m ³)	VALUE (€)	CUMULATIVE: JAN-DEC 2021	
			VOLUME (m ³)	VALUE (€)
Germany	215.893	119,886.76	4,631.271	2,632,748.28
Finland	73.077	60,184.86	150.490	133,238.89
Belgium	64.343	53,030.56	1,407.845	1,240,763.49
Croatia	102.875	47,835.98	832.568	376,768.61
England	52.854	47,169.51	52.854	47,169.51

United Kingdom	42.234	38,045.75	787.782	769,011.19
China	45.628	36,415.31	65.427	52,144.14
France	17.860	21,074.80	1,275.785	1,229,270.49
Lebanon	7.319	10,607.82	8.895	12,832.00
Portugal	21.617	10,051.91	21.617	10,051.91
Israel	20.036	9,466.65	115.562	99,406.45
Italy	-	-	95.645	78,161.30
United States of America	-	-	46.447	44,124.65
Denmark	-	-	554.689	260,451.42
Greece	-	-	220.504	246,142.84
South Africa	-	-	21.868	10,435.55
Spain	-	-	92.419	98,031.98
Bulgaria	-	-	46.690	39,398.60
Netherlands	-	-	66.268	60,947.34
Russia	-	-	81.994	70,483.36
GRAND TOTAL	663.736	453,769.90	10,576.620	7,511,581.99

EXPORTERS PERFORMANCE - BOULES (AIR DRIED)

EXPORTER	VOLUME (m ³)	VALUE (€)	CUMULATIVE: JAN-DEC 2021	
			VOLUME (m ³)	VALUE (€)
Akfabel Company Limited	23.980	294,954.00	71.671	320,230.23
Samartex Timber and Plywood Company Limited	-	-	605.703	387,591.69
Kabre Brothers Limited	-	-	24.808	12,916.48
GRAND TOTAL	23.980	294,954.00	702.182	720,738.40

MOVING SPECIES - BOULES (AIR DRIED)

SPECIES	VOLUME (m ³)	VALUE (€)	CUMULATIVE: JAN-DEC 2021	
			VOLUME (m ³)	VALUE (€)
Niangon	23.980	294,954.00	693.666	712,648.20
Entedua	-	-	8.516	8,090.20
GRAND TOTAL	23.980	294,954.00	702.182	720,738.40

DIRECTION OF TRADE - BOULES (AIR DRIED)

DESTINATION	VOLUME (m ³)	VALUE (€)	CUMULATIVE: JAN-DEC 2021	
			VOLUME (m ³)	VALUE (€)
Italy	23.980	294,954.00	266.419	445,947.46
Germany	-	-	49.525	36,796.50
France	-	-	386.238	237,994.44
GRAND TOTAL	23.980	294,954.00	702.182	720,738.40

EXPORTERS PERFORMANCE - ROTARY VENEER

EXPORTER	VOLUME (m ³)	VALUE (€)	CUMULATIVE: JAN-DEC 2021	
			VOLUME (m ³)	VALUE (€)
John Bitar and Company Limited	375.112	141,416.42	4,145.349	1,566,746.48
Papao Tree Limited Company	63.936	13,009.22	95.256	19,321.27
Samartex Timber and Plywood Company Limited	-	-	3,753.508	1,888,690.88
GRAND TOTAL	439.048	154,425.64	7,994.113	3,474,758.62

MOVING SPECIES - ROTARY VENEER

SPECIES	VOLUME (m ³)	VALUE (€)	CUMULATIVE: JAN-DEC 2021	
			VOLUME (m ³)	VALUE (€)
Ceiba	259.198	91,901.60	2,800.667	963,778.18
Essa	75.686	30,653.06	4,246.978	2,071,601.87
Otie	31.745	14,884.32	346.384	184,414.73
Rubber Wood	63.936	13,009.22	95.256	19,321.27
Ogea	8.483	3,977.44	13.423	5,459.44
Chenchen	-	-	51.787	16,825.22
Ohaa	-	-	112.384	54,549.27
Wawabima	-	-	310.064	153,657.64
Bombax	-	-	17.170	5,151.00
GRAND TOTAL	439.048	154,425.64	7,994.113	3,474,758.62

DIRECTION OF TRADE - ROTARY VENEER

DESTINATION	VOLUME (m ³)	VALUE (€)	CUMULATIVE: JAN-DEC 2021	
			VOLUME (m ³)	VALUE (€)
United States of America	115.914	49,514.82	3,215.178	1,479,707.47
Spain	132.685	42,784.92	1,400.899	462,045.80
Denmark	45.819	18,327.60	236.322	110,642.49
Italy	40.070	18,195.64	367.846	149,683.95
China	63.936	13,009.22	95.256	19,321.27
Greece	40.624	12,593.44	164.007	49,995.40
Belgium	-	-	292.651	102,553.94
Egypt	-	-	628.977	280,930.27
Qatar	-	-	44.740	19,407.34
Morocco	-	-	357.997	119,808.52
Canada	-	-	1,190.240	680,662.18
GRAND TOTAL	439.048	154,425.64	7,994.113	3,474,758.62

EXPORTERS PERFORMANCE - DOWELS

EXPORTER	VOLUME (m ³)	VALUE (€)	CUMULATIVE: JAN-DEC 2021	
			VOLUME (m ³)	VALUE (€)
John Bitar and Company Limited	29.646	31,757.88	126.237	110,730.86
GRAND TOTAL	29.646	31,757.88	126.237	110,730.86

MOVING SPECIES - DOWELS

SPECIES	VOLUME (m ³)	VALUE (€)	CUMULATIVE: JAN-DEC 2021	
			VOLUME (m ³)	VALUE (€)
Koto / Kyere	29.646	31,757.88	56.457	61,496.99
Wawa	-	-	8.011	5,511.57
Avodire	-	-	2.111	1,452.37
Ohaa	-	-	16.972	12,446.15
Yaya	-	-	11.984	8,700.82
Mixed Whitewood	-	-	30.702	21,122.98
GRAND TOTAL	29.646	31,757.88	126.237	110,730.86

DIRECTION OF TRADE - DOWELS

DESTINATION	VOLUME (m ³)	VALUE (€)	CUMULATIVE: JAN-DEC 2021	
			VOLUME (m ³)	VALUE (€)
United Kingdom	29.646	31,757.88	29.646	31,757.88
Spain	-	-	23.376	26,991.11
Italy	-	-	14.288	10,670.69
Belgium	-	-	58.927	41,311.19
GRAND TOTAL	29.646	31,757.88	126.237	110,730.86

EXPORTERS PERFORMANCE - BRIQUETTES

EXPORTER	VOLUME (m ³)	VALUE (€)	CUMULATIVE: JAN-DEC 2021	
			VOLUME (m ³)	VALUE (€)
Sustainable Biomass Solution Ghana Limited	83.820	17,742.40	449.602	93,866.76
GRAND TOTAL	83.820	17,742.40	449.602	93,866.76

MOVING SPECIES - BRIQUETTES

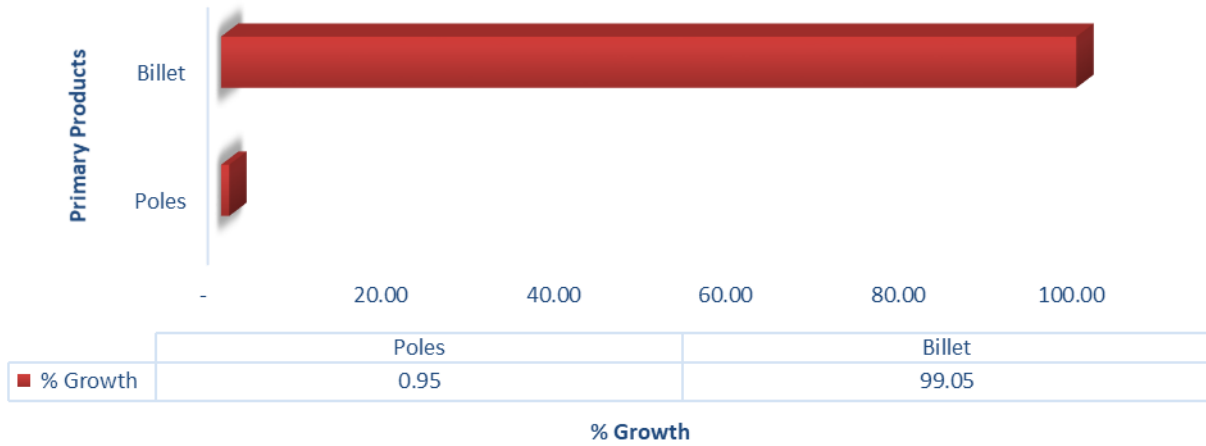
SPECIES	VOLUME (m ³)	VALUE (€)	CUMULATIVE: JAN-DEC 2021	
			VOLUME (m ³)	VALUE (€)
Wawa	83.820	17,742.40	449.602	93,866.76
GRAND TOTAL	83.820	17,742.40	449.602	93,866.76

DIRECTION OF TRADE - BRIQUETTES

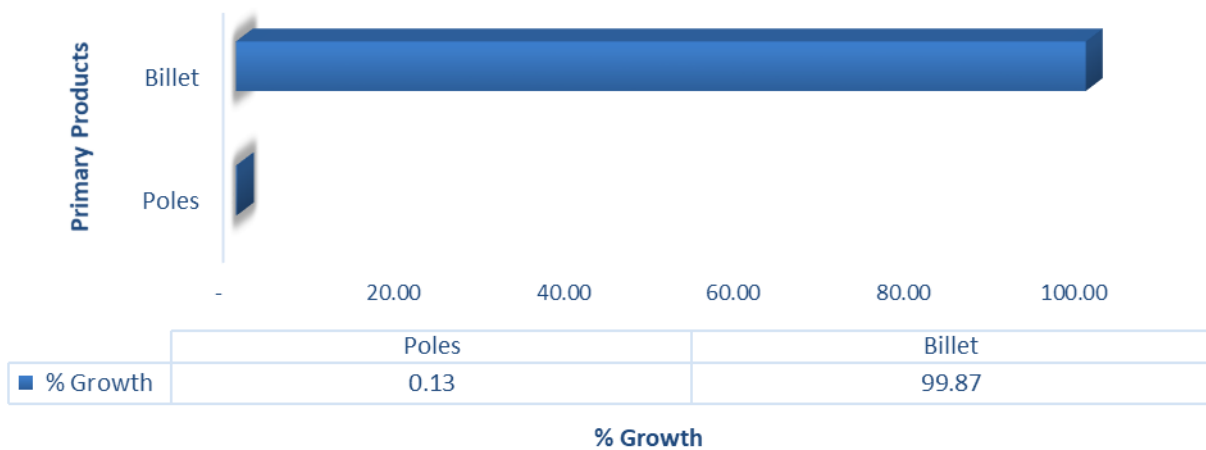
DESTINATION	VOLUME (m ³)	VALUE (€)	CUMULATIVE: JAN-DEC 2021	
			VOLUME (m ³)	VALUE (€)
United Kingdom	83.820	17,742.40	449.602	93,866.76
GRAND TOTAL	83.820	17,742.40	449.602	93,866.76

APPENDIX A

Cumulative Volumes (m³) for Primary Wood Products - Jan-Dec 2021

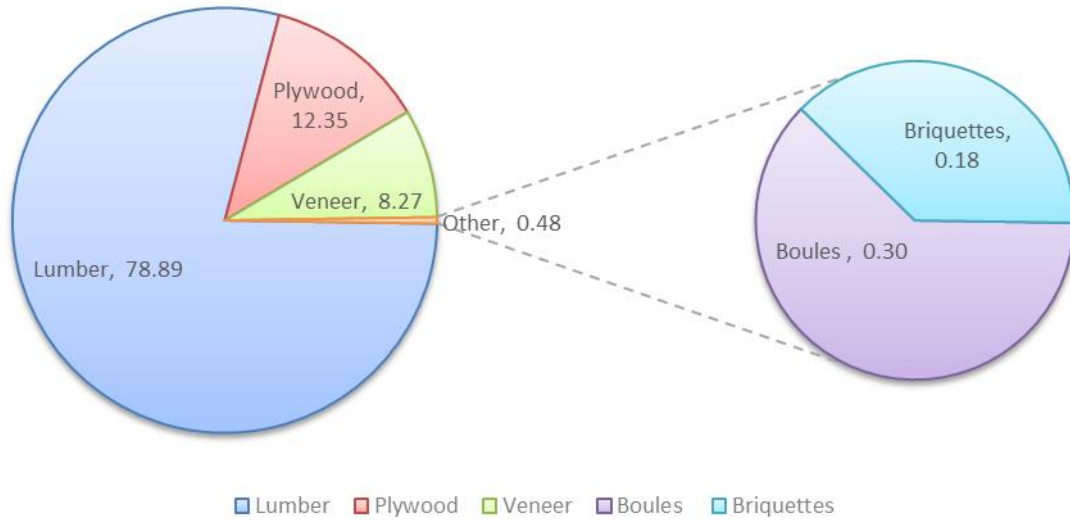


Cumulative Values (€) for Primary Wood Products - Jan-Dec 2021

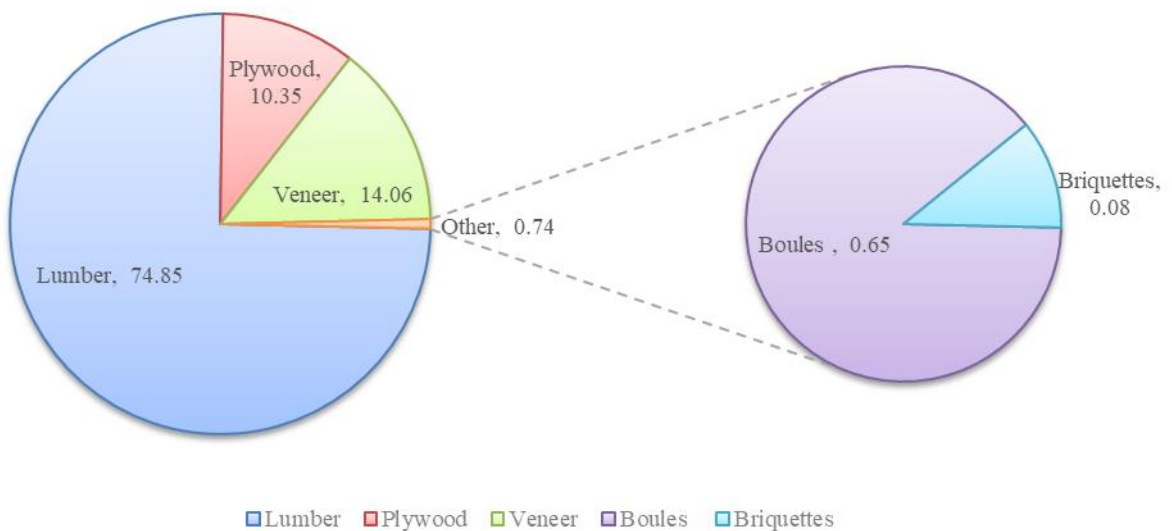


APPENDIX B

Secondary Wood Products - Volumes(m³)

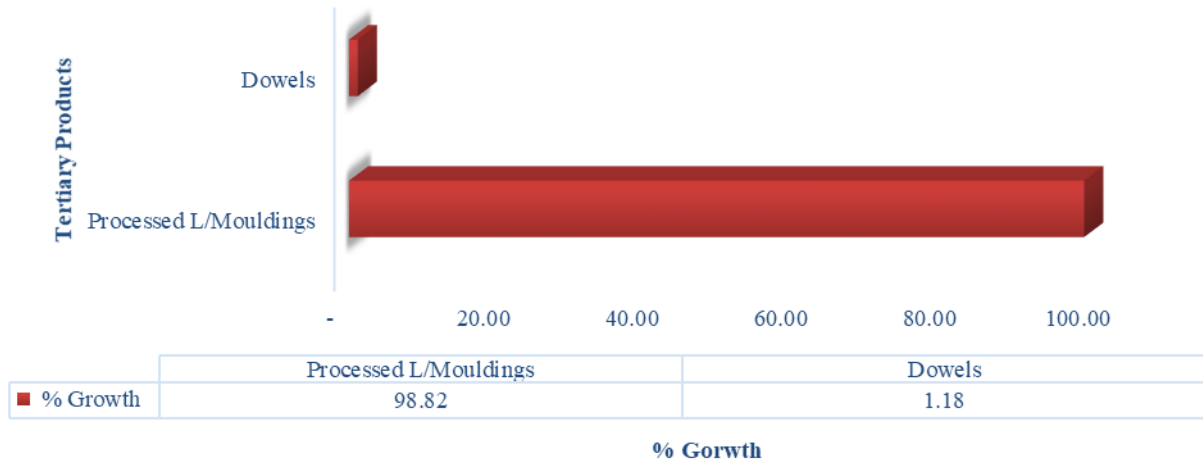


Secondary Wood Products - Value (€)

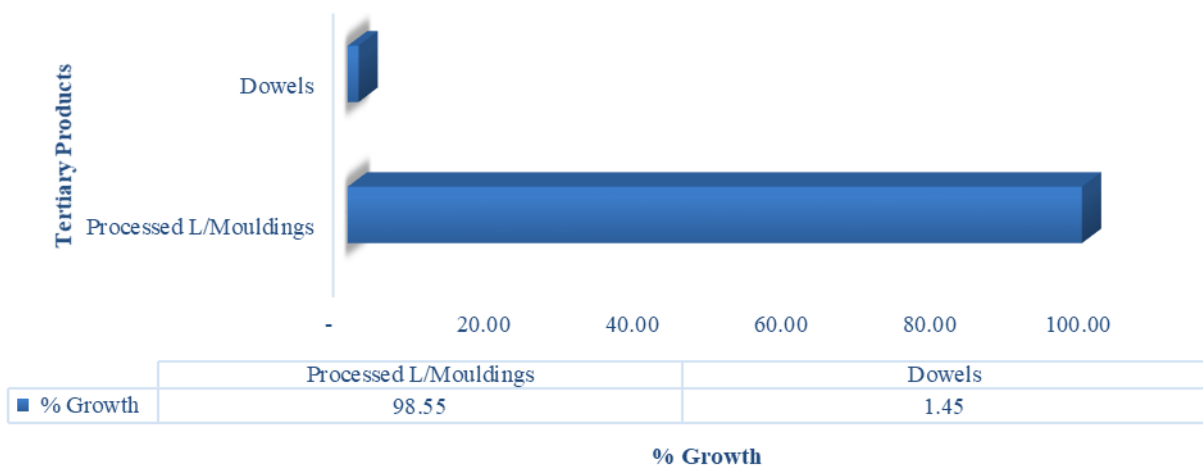


APPENDIX C

Cumulative Volumes (m³) for Tertiary Wood Products - Jan-Dec 2021

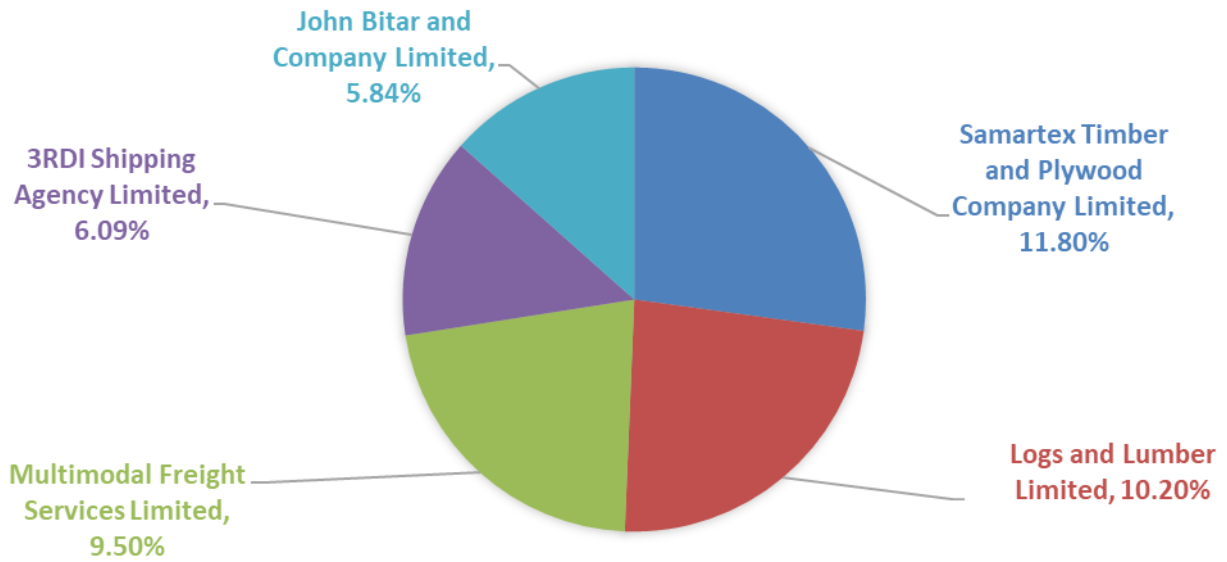


Cumulative Values (€) for Tertiary Wood Products - Jan-Dec 2021

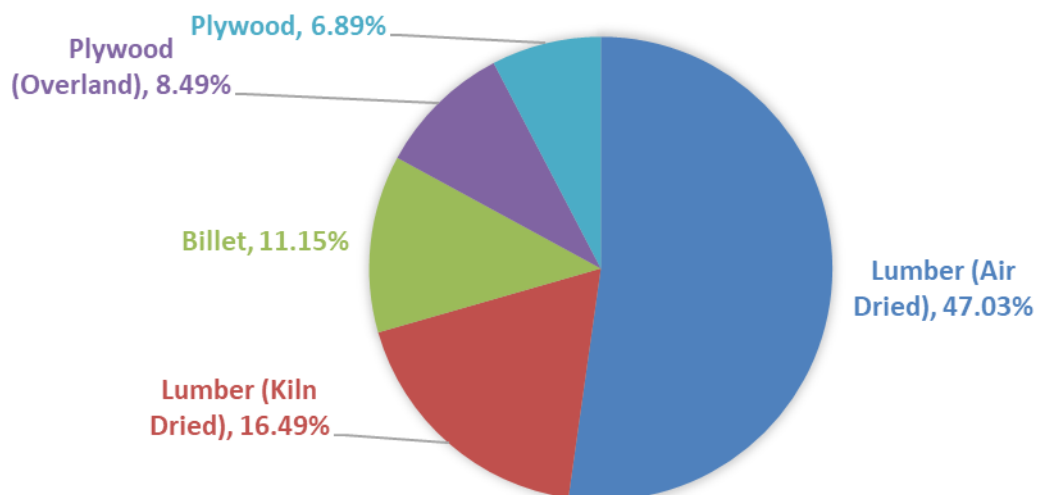


APPENDIX D

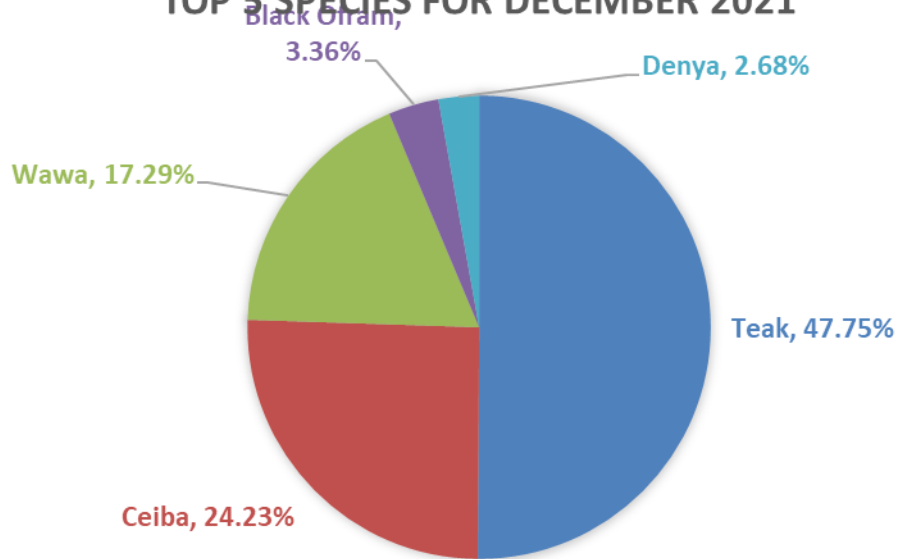
TOP 5 EXPORTERS FOR DECEMBER 2021



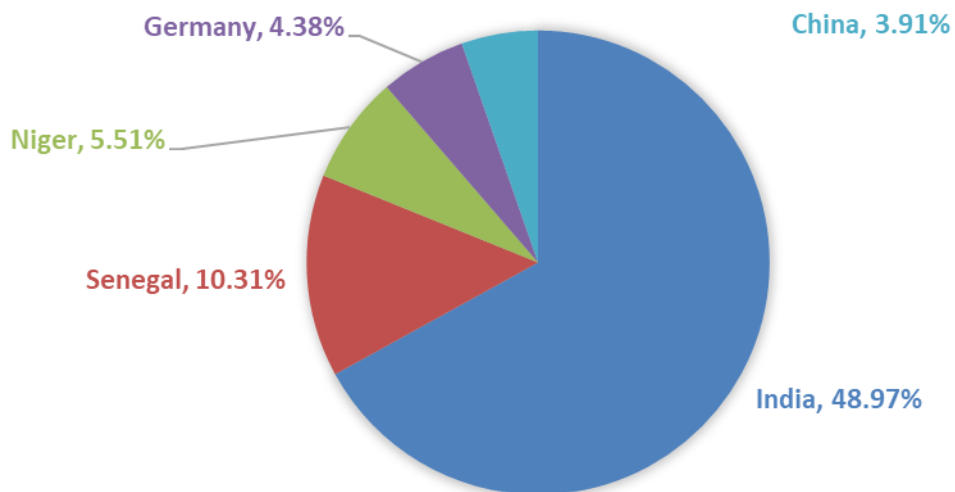
TOP 5 PRODUCTS FOR DECEMBER 2021



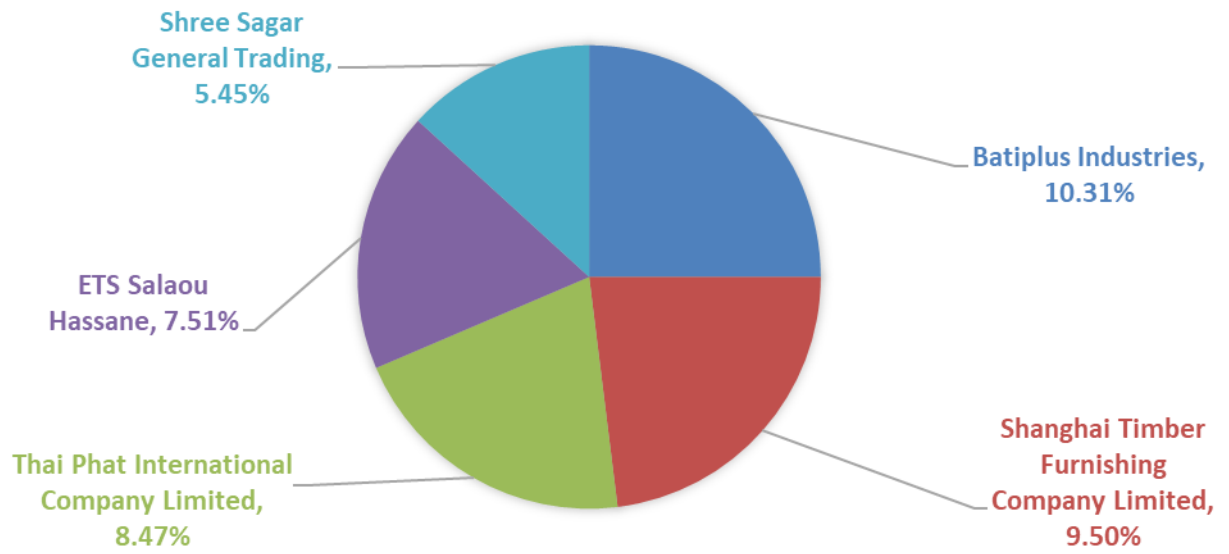
TOP 5 SPECIES FOR DECEMBER 2021



TOP 5 DESTINATIONS FOR DECEMBER 2021



TOP 5 BUYERS FOR DECEMBER 2021



GHANA FORESTRY COMMISSION

V
I
S
I
O
N

“TO LEAVE FUTURE
GENERATIONS AND ITS
COMMUNITIES WITH RICHER,
BETTER, MORE VALUABLE
FORESTRY AND WILDLIFE
ENDOWMENTS THAN WE
INHERITED.”

M
I
S
S
I
O
N

“TO SUSTAINABLY
DEVELOP AND MANAGE
GHANA’S FORESTRY
AND WILDLIFE
RESOURCES.”