



# REPORT ON EXPORT OF GHANA'S TIMBER AND WOOD PRODUCTS FEBRUARY 2025

# Table of Contents: Ghana's Timber and Wood Products Export

REPORT ON EXPORT OF GHANA'S TIMBER AND WOOD PRODUCTS, FEBRUARY 2025 .....	3
SUMMARY OF WOOD PRODUCTS EXPORT .....	3
Timber and Wood Products Classification .....	4
Major Markets of Ghana's Wood Products Exports .....	4
TOP FIVE (5) CATEGORIES FOR THE MONTH OF FEBRUARY 2025 .....	6
TIMBER AND WOOD PRODUCTS ANALYTICS .....	7
Summary Report on Export Products February 2025 .....	7
Leading Exporters of Wood Products for February 2025 .....	7
Leading Exporters of Top Five (5) Products and their Species for February 2025 .....	8
Leading Buyers of Top Five (5) Products by Species February 2025 .....	8
Major Markets of Ghana's Wood Products Exports: Jan-Feb 2024/ 2025: Volume and Value .....	9
Export of Timber and Wood Products to Ecowas Countries (Overland): Jan-Feb 2024/ 2025 .....	10
Comparative Export Statistics for Timber and Wood Products: Jan-Feb 2024/ 2025 .....	11
Average Unit Price Comparison between January-February 2024 and January-February 2025 .....	11
Timber and Wood Products Classification .....	12
EXPORT PERFORMANCE FOR TIMBER AND WOOD PRODUCTS .....	13
EXPORTERS PERFORMANCE .....	13
MOVING SPECIES .....	18
DIRECTION OF TRADE .....	22
APPENDIX .....	26
PRODUCT CLASSIFICATION .....	26



## REPORT ON EXPORT OF GHANA'S TIMBER AND WOOD PRODUCTS, FEBRUARY 2025

### SUMMARY OF WOOD PRODUCTS EXPORT

Ghana's timber and wood product exports for February 2025 generated a value of **€8,414,292.48** from a volume of **18,064.021m<sup>3</sup>**. This marks an **8.38%** decrease in value and an **8.95%** decrease in volume as compared to February 2024, which amounted to **€9,184,284.18** from a volume of **19,840.694m<sup>3</sup>**.

In February 2025, a total of Seventy-Nine(79) exporters were recorded. Among them, the top five were Multimodal Freight Services Limited, 3RDI Shipping Agency Limited, John Bitar and Company Limited, Samartex Timber and Plywood Company Limited, and Logs and Lumber Limited. These exporters shipped Nine(9) different wood products in Forty(40) Species to Thirty-Three (33) different countries and sold to Ninety-One(91) diverse Buyers.

The leading five wood products exported were Lumber (Air Dried), Billet, Lumber (Kiln Dried), Plywood (Overland), and Rotary Veneer.

The top five species in terms of volume harvested were Teak, Wawa, Denya, Ceiba, and Gmelina.

India, Vietnam, United States of America, Belgium, and United Kingdom were the top five export destinations.

The top five buyers during this period were Thai Phat International Company Limited, Pan Asia Intercontinental PTE Limited, Shanghai Timber Furnishing Company Limited, Shree Sagar General Trading FZE, and Bansal Lumbers PVT Limited.

From January-February 2025, Ghana earned a total of **€18,150,625.09** from export of **38,657.644m<sup>3</sup>** of timber and wood products. This marks a decrease of **3.60%** in value and a decrease of **5.04%** in volume compared to the same period in 2024, when exports generated **€18,829,352.66** from **40,708.956m<sup>3</sup>**.

The overall average unit price also saw a slight increase of **1.51%** from **€463/m<sup>3</sup>** in January-February 2024 to **€470/m<sup>3</sup>** in the same period of 2025.

## Timber and Wood Products Classification

**Primary Wood Products:** (Billet, Boules (Air Dried), Kindling, and Lumber (Air Dried) accrued **€10,844,942.76 (59.75%)** from **27,816.718m<sup>3</sup> (71.96%)** of the total export of wood products in January-February 2025. The figures indicate an increase of **5.80%** in value and an increase of **8.16%** in volume, respectively, as compared to the primary wood products export figures in January-February 2024 of **25,718.824m<sup>3</sup> (63.18%)** valued at **€10,250,892.23 (54.44%)**.

**Secondary Wood Products** comprising Boules (Kiln Dried), Briquettes, Curls Veneer, Lumber (Kiln Dried), Plywood, Plywood (Overland), Rotary Veneer, Sliced Veneer, and Sliced Veneer (Overland) formed the bulk of the country's wood export which generated **€6,624,817.34(36.50%)** from a volume of **10,141.474m<sup>3</sup> (26.23%)** in January-February 2025. The figures indicate a decrease of **14.29%** in value and a decrease of **28.12%** in volume respectively as compared to the secondary wood products export figures in January-February 2024 of **14,109.001m<sup>3</sup> (34.66%)** valued at **€7,728,990.10 (41.05%)**.

**Tertiary Wood Products:** Processed L/Mouldings contributed **€680,864.99 (3.75%)** from a volume of **699.452m<sup>3</sup> (1.81%)** to the total wood products export in January-February 2025. Moreover, the figures indicate a decrease of **19.85%** in value and a decrease of **20.62%** in volume, respectively as compared to the tertiary wood products export figures in January-February 2024 of **881.131m<sup>3</sup>(2.16%)** valued at **€849,470.32 (4.51%)**.

## Major Markets of Ghana's Wood Products Exports

- **Exports to Asia/Far East:**

Ghana's top trade destinations from January-February 2025, brought in **€10,783,082.30 (59.41%)** from a volume of **27,060.845m<sup>3</sup> (70.00%)**. This represents increases of **11.57%** in value and **9.93%** in volume as compared to the same period in 2024, which was **€9,664,546.44 (51.33%)** earned from **24,616.978m<sup>3</sup> (60.47%)**. Timber products produced from Teak, Denya, Asanfina / Anigre, Wawa, Cedrela, Koto / Kyere, Kako / Ekki, Gmelina, Papao / Apa, Odum were exported to these markets included Lumber (Air Dried), Billet, Sliced Veneer, and Lumber (Kiln Dried).

- **Exports to Europe:**

This destination is the second-largest market by value. The country gained **€3,568,720.50 (19.66%)** from **5,225.132m<sup>3</sup> (13.52%)** from January-February 2025 which reflects an **8.47%** decrease in value and a **20.74%** decrease in volume as compared to the same period in 2024, which were **€3,898,980.47 (20.71%)** was obtained from **6,592.336m<sup>3</sup> (16.19%)**. Wood products produced from species like Wawa, Asanfina / Anigre, Koto / Kyere, Niangon, Sapele, Ceiba, Chenchen / Antiaris, Dahoma, Denya, Emire were shipped to European markets included Lumber (Kiln Dried), Sliced Veneer, Processed L/Mouldings, Lumber (Air Dried), Rotary Veneer, Briquettes, Kindling, and Boules (Air Dried).

- **Exports to America:**

Wood products exported to the American market amounted to **€1,645,421.53 (9.07%)** from **1,857.517m<sup>3</sup> (4.81%)** from January-February 2025, making it the third-largest destination by value. This represents a decrease of **24.40%** in value and a decrease of **34.12%** in volume as compared to the same period in 2024, where **€2,176,613.89 (11.56%)** was earned from **2,819.355m<sup>3</sup> (6.93%)**. Timber products produced from Cedrela, Dubini / Khaya Ivorensis, Essa / Celtis, Otie / Ilomba, Mahogany, Sapele, Odum, Black Hyedua, Edinam, Black Ofram were exported to America included Lumber (Kiln Dried), Rotary Veneer, Sliced Veneer, and Processed L/ Mouldings.

- **Exports to Africa:**

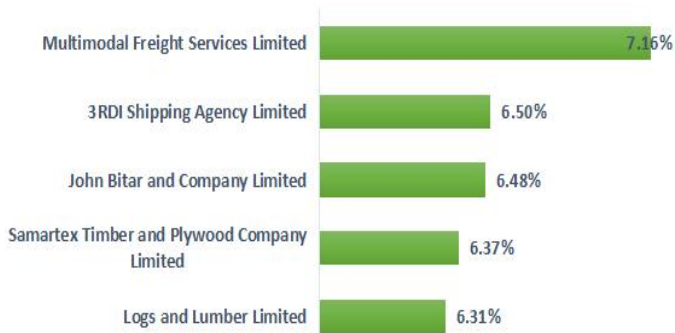
Wood products exported included Plywood (Overland), Sliced Veneer, Rotary Veneer, Lumber (Kiln Dried), Lumber (Air Dried), Plywood, and Sliced Veneer (Overland) which generated **€1,422,147.60 (7.84%)** from an exported volume of **3,199.543m<sup>3</sup> (8.28%)** from January-February 2025. This marks decline of **29.52%** in value and **30.72%** in volume as compared to the same period in 2024, where **€2,017,893.24 (10.72%)** was earned from **4,618.163m<sup>3</sup> (11.34%)**. Major destinations included Egypt, Morocco, and South Africa, with the ECOWAS sub-region contributing **€994,026.02 (69.90%)** from **2,438.200m<sup>3</sup> (76.20%)**, of the total African wood products exported from Ghana from January-February 2025 as compared to **€1,398,648.68 (69.31%)** obtained from **3,479.700m<sup>3</sup> (75.35%)** of the same period in 2024.

- **Exports to The Middle East:**

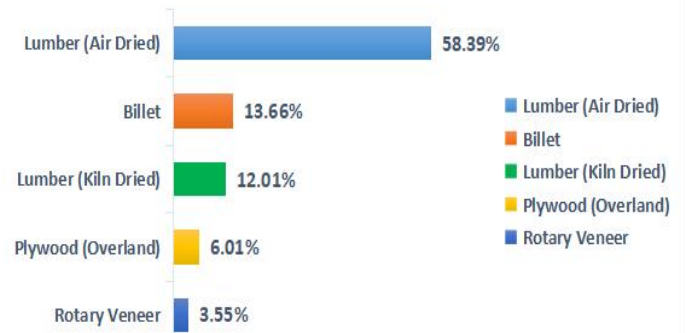
**The Middle East** accounted for **€731,253.17 (4.03%)** from a volume of **1,314.607m<sup>3</sup> (3.40%)** from January-February 2025, making it the fifth-largest destination by value. This reflects a **31.74%** decrease in value and a **36.25%** decrease in volume compared to the same period in 2024, where **€1,071,318.62 (5.69%)** was earned from **2,062.124m<sup>3</sup> (5.07%)**. Timber products produced from species like Dahoma, Wawa, Odum, Denya, Mixed Redwood, Chenchen / Antiaris, Walnut / Lovoa, Black Ofram, Kako / Ekki, Berlina exported Lumber (Kiln Dried), Lumber (Air Dried), Sliced Veneer, and Kindling.

## TOP FIVE (5) CATEGORIES FOR THE MONTH OF FEBRUARY 2025

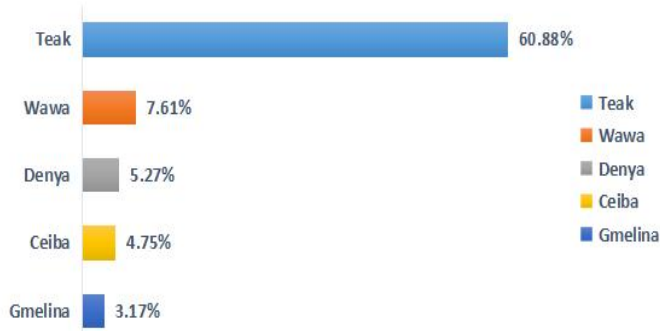
Exporters % Share (February 2025: Top 5)



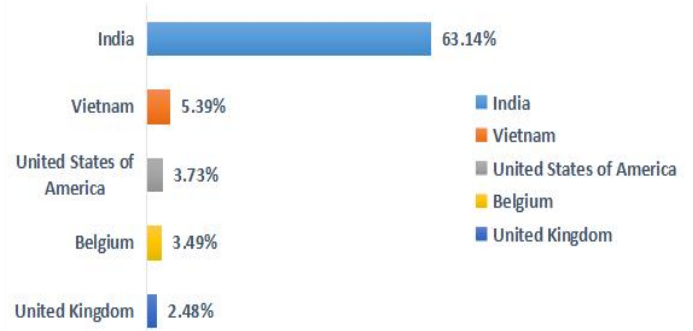
Exported Product % Share (February 2025: Top 5)



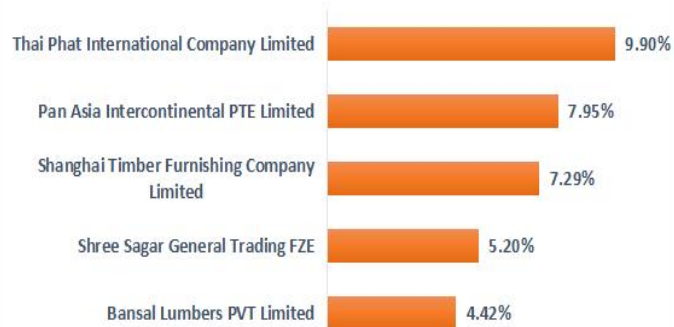
Exported Species % Share (February 2025: Top 5)



Trade Direction % Share (February 2025: Top 5)



Buyers % Share (February 2025: Top 5)



# TIMBER AND WOOD PRODUCTS ANALYTICS

## Summary Report on Export Products February 2025

Product	February 2025		Cumulative: Jan-Feb 2025	
	Volume (m³)	Value (€)	Volume (m³)	Value (€)
Lumber (Air Dried)	10,547.727	4,252,429.45	22,987.722	9,351,944.37
Lumber (Kiln Dried)	2,169.416	1,483,314.53	4,877.438	3,291,771.00
Sliced Veneer	516.656	764,391.25	1,180.712	1,616,277.37
Billet	2,467.000	751,012.67	4,574.675	1,430,231.01
Plywood (Overland)	1,085.974	460,789.14	2,288.000	920,122.79
Processed L/ Mouldings	320.719	328,594.57	699.452	680,864.99
Rotary Veneer	641.529	310,664.94	1,317.671	649,649.64
Briquettes	202.500	38,824.10	270.000	50,927.49
Kindling	112.500	24,271.83	227.046	45,038.63
Plywood	-	-	167.386	58,435.05
Sliced Veneer (Overland)	-	-	40.267	37,634.00
Boules (Air Dried)	-	-	27.275	17,728.75
<b>Grand Total</b>	<b>18,064.021</b>	<b>8,414,292.48</b>	<b>38,657.644</b>	<b>18,150,625.09</b>

## Leading Exporters of Wood Products for February 2025

Product	Exporter	Volume (m³)	Value (€)
Lumber (Air Dried)	Multimodal Freight Services Limited	1,292.683	496,550.56
Lumber (Kiln Dried)	John Bitar and Company Limited	524.271	319,550.12
Sliced Veneer	John Bitar and Company Limited	102.077	338,791.35
Billet	Raising Star Timber Merchants Limited	940.500	316,110.04
Plywood (Overland)	Logs and Lumber Limited	336.685	183,184.80
Processed L/ Mouldings	Samartex Timber and Plywood Company Limited	134.118	195,564.55
Rotary Veneer	John Bitar and Company Limited	362.131	138,550.45
Briquettes	Sustainable Biomass Solution Ghana Limited	202.500	38,824.10
Kindling	Sustainable Biomass Solution Ghana Limited	112.500	24,271.83

### Leading Exporters of Top Five (5) Products and their Species for February 2025

Product	Exporter	Species	Volume (m³)	Value (€)
Lumber (Air Dried)	Multimodal Freight Services Limited	Teak	1,292.683	496,550.56
Lumber (Kiln Dried)	John Bitar and Company Limited	Wawa	416.270	221,786.45
		Cedrela	40.860	44,081.55
		Dubini / Khaya Ivorensis	36.590	34,434.99
		Berlina	30.551	19,247.13
Sliced Veneer	John Bitar and Company Limited	Asanfina / Anigre	51.403	255,698.22
		Sapele	14.462	28,575.94
		Edinam	15.454	27,495.52
		Dubini / Khaya Ivorensis	7.296	14,457.31
		Chenchen	13.462	12,564.37
Billet	Raising Star Timber Merchants Limited	Teak	940.500	316,110.04
Plywood (Overland)	Logs and Lumber Limited	Ceiba	204.516	120,091.20
		Ofram	52.689	26,212.80
		Dubini / Khaya Ivorensis	53.582	21,336.00
		Danta	17.861	11,430.00
		Edinam	8.037	4,114.80

### Leading Buyers of Top Five (5) Products by Species February 2025

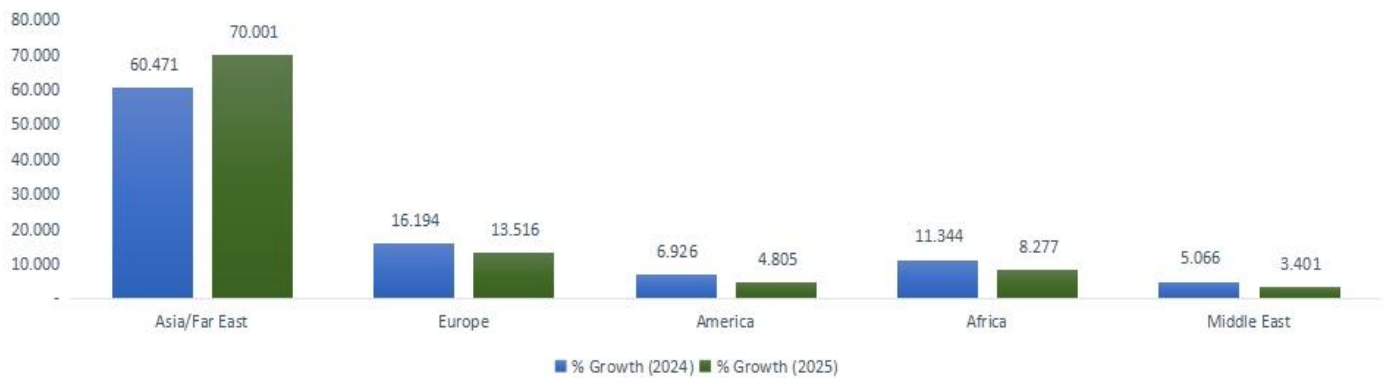
Product	Buyer	Species	Volume (m³)	Value (€)
Lumber (Air Dried)	Thai Phat International Company Limited	Teak	1,500.577	590,437.77
Lumber (Kiln Dried)	Overseas Hardwood Company	Cedrela	147.375	147,995.83
		Dubini / Khaya Ivorensis	36.794	34,096.97
Sliced Veneer	App Timber SDN	Asanfina / Anigre	16.665	217,648.08
Billet	Pan Asia Intercontinental PTE Limited	Teak	1,006.500	338,293.21
		Gmelina	429.000	65,915.68
Plywood (Overland)	ETS Salaou Hassane	Ceiba	343.681	181,127.40
		Ofram	52.689	26,212.80
		Dubini / Khaya Ivorensis	53.582	21,336.00
		Danta	17.861	11,430.00
		Edinam	8.037	4,114.80



## Major Markets of Ghana's Wood Products Exports: Jan-Feb 2024/ 2025: Volume and Value

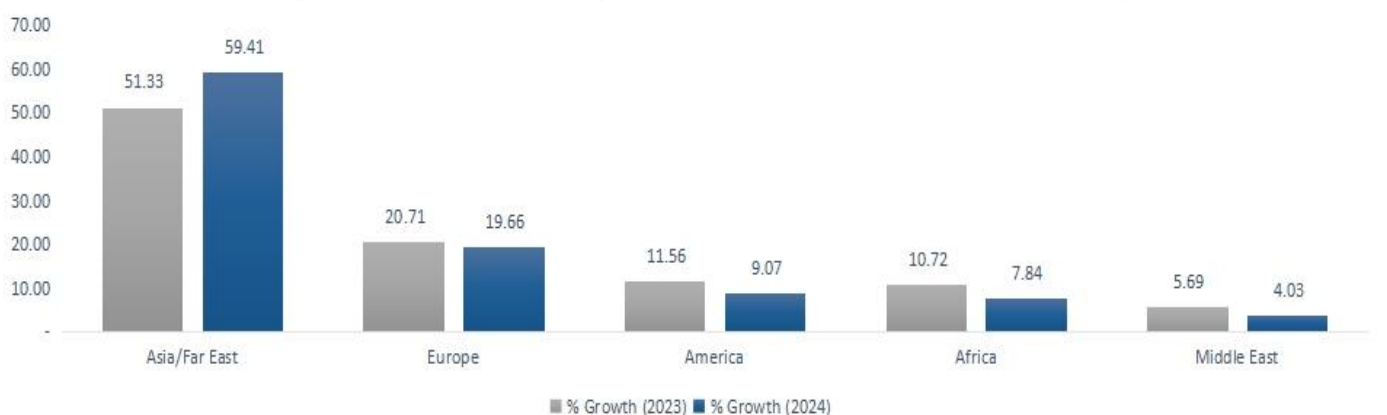
Volume(m <sup>3</sup> ) in thousands					
CONTINENT	JAN-FEB 2024 Volume(m <sup>3</sup> )	% Growth (2024)	JAN-FEB 2025 Volume(m <sup>3</sup> )	% Growth (2025)	Volume Variation
Asia/Far East	24.617	60.471	27.061	70.001	9.53
Europe	6.592	16.194	5.225	13.516	-2.68
America	2.819	6.926	1.858	4.805	-2.12
Africa	4.618	11.344	3.200	8.277	-3.07
Middle East	2.062	5.066	1.315	3.401	-1.66
<b>Total</b>	<b>40.709</b>	<b>100.000</b>	<b>38.658</b>	<b>100.000</b>	<b>0.00</b>

% Volume (m<sup>3</sup>) of Exports to the Major Markets for January to February 2024/2025



Values (€) in millions					
CONTINENT	JAN-FEB 2024 Value (€)	% Growth (2024)	JAN-FEB 2025 Value (€)	% Growth (2025)	Value Variation
Asia/Far East	9.66	51.33	10.78	59.41	8.08
Europe	3.90	20.71	3.57	19.66	-1.05
America	2.18	11.56	1.65	9.07	-2.49
Africa	2.02	10.72	1.42	7.84	-2.88
Middle East	1.07	5.69	0.73	4.03	-1.66
<b>Total</b>	<b>18.83</b>	<b>100.00</b>	<b>18.15</b>	<b>100.00</b>	<b>0.00</b>

% Value (€) of Exports to the Major Markets for January to February 2024/2025



## Export of Timber and Wood Products to Ecowas Countries (Overland): Jan-Feb 2024/ 2025

Ecowas Countries	Product	Jan-Feb 2024			Jan-Feb 2025		
		Volume (m³)	Value (€)	Unit Price	Volume (m³)	Value (€)	Unit Price
Togo	Lumber (KD)	36.136	24,768.79	685.43	-	-	-
	Plywood	1,208.580	483,155.68	399.77	570.811	269,046.99	471.34
Burkina Faso	Plywood	1,049.169	449,328.47	428.27	574.516	219,687.82	382.39
Niger	Plywood	910.900	342,638.09	376.15	246.479	98,282.15	398.74
Gambia	Plywood	-	-	-	431.425	157,268.51	364.53
Mali	Plywood	-	-	-	378.948	142,770.66	376.76
Benin	Plywood	39.651	14,302.65	360.71	195.754	69,335.90	354.20
Senegal	Plywood	160.748	57,576.36	358.18	-	-	-
Cote D'Ivoire	Sliced Veneer	-	-	-	40.267	37,634.00	934.61
Nigeria	Plywood	74.516	26,878.63	360.71			-
Grand Total		3,479.700	1,398,648.68	401.95	2,438.200	994,026.02	407.69

PS: CTRY-Country, AD-Air Dried, KD-Kiln Dried

Comparative Export Statistics for Timber and Wood Products: Jan-Feb 2024/ 2025

	% GROWTH - Volume (m³)			% GROWTH - Value (€)		
Product	Jan-Feb 2024 Volume (m³)	Jan-Feb 2025 Volume (m³)	% Growth in Volume	Jan-Feb 2024 Value (€)	Jan-Feb 2025 Value (€)	%Growth in Value
Lumber (Air Dried)	21,355.781	22,987.722	7.64	8,877,167.51	9,351,944.37	5.35
Lumber (Kiln Dried)	5,977.896	4,877.438	-18.41	3,936,694.20	3,291,771.00	-16.38
Billet	3,889.886	4,574.675	17.60	1,162,403.71	1,430,231.01	23.04
Sliced Veneer	722.140	1,180.712	63.50	864,727.47	1,616,277.37	86.91
Plywood (Overland)	3,168.649	2,288.000	-27.79	1,275,122.25	920,122.79	-27.84
Processed L/ Mouldings	881.131	699.452	-20.62	849,470.32	680,864.99	-19.85
Rotary Veneer	1,526.956	1,317.671	-13.71	754,596.37	649,649.64	-13.91
Plywood	2,263.360	167.386	-92.60	818,316.64	58,435.05	-92.86
Briquettes	450.000	270.000	-40.00	79,533.18	50,927.49	-35.97
Boules (Air Dried)	138.393	27.275	-80.29	107,549.91	17,728.75	-83.52
Teak Logs	247.500	-	-100.00	79,727.54	-	-100.00
Kindling	75.979	227.046	198.83	22,219.34	45,038.63	102.70
Sliced Veneer (Overland)	-	40.267	0.00	-	37,634.00	0.00
Rollboard	11.285	-	-100.00	1,824.22	-	-100.00
Grand Total	40,708.956	38,657.644	-5.04	18,829,352.66	18,150,625.09	-3.60

Average Unit Price Comparison between January-February 2024 and January-February 2025

Species	2024		2025		Average Price (€/m³)		% Share
	Volume (m³)	Value (€)	Volume (m³)	Value (€)	2024	2025	
Acacia Mangium	54.834	44,135.21	39.294	15,076.44	804.89	383.68	-52.33%
Danta	94.790	90,133.41	64.455	35,425.91	950.87	549.62	-42.20%
White Ofram	61.493	60,863.09	34.282	22,984.37	989.76	670.45	-32.26%
Black Hyedua	52.743	67,262.22	28.032	27,539.96	1,275.28	982.45	-22.96%
Candollei	47.197	39,134.58	26.734	17,419.26	829.18	651.58	-21.42%
Makore	108.686	123,174.88	81.523	74,005.70	1,133.31	907.79	-19.90%
Potrodum / Tali Decking	7.981	5,586.70	61.664	37,210.78	700.00	603.44	-13.79%
Wawabima/Sterculia	73.113	46,958.73	150.030	83,762.35	642.28	558.30	-13.07%
Ananta	77.666	42,573.21	116.708	57,734.68	548.16	494.69	-9.75%
Ofram	113.669	66,209.18	80.066	42,639.00	582.47	532.55	-8.57%

Timber and Wood Products Classification

	Jan-Feb 2024			Jan-Feb 2025		
PRODUCT	Volume(m³)	Value (€)	% Share in Value	Volume(m³)	Value (€)	% Share in Value
PRIMARY						
Lumber (Air Dried)	21,355.781	8,877,167.51		22,987.722	9,351,944.37	
Billet	3,889.886	1,162,403.71		4,574.675	1,430,231.01	
Kindling	75.979	22,219.34		227.046	45,038.63	
Boules (Air Dried)	138.393	107,549.91		27.275	17,728.75	
Rollboard	11.285	1,824.22		-	-	
Teak Logs	247.500	79,727.54		-	-	
SUB TOTAL	25,718.824	10,250,892.23	54.44	27,816.718	10,844,942.76	59.75
SECONDARY						
Lumber (Kiln Dried)	5,977.896	3,936,694.20		4,877.438	3,291,771.00	
Sliced Veneer	722.140	864,727.47		1,180.712	1,616,277.37	
Plywood (Overland)	3,168.649	1,275,122.25		2,288.000	920,122.79	
Rotary Veneer	1,526.956	754,596.37		1,317.671	649,649.64	
Briquettes	450.000	79,533.18		270.000	50,927.49	
Plywood	2,263.360	818,316.64		167.386	58,435.05	
Sliced Veneer (Overland)	-	-		40.267	37,634.00	
SUB TOTAL	14,109.001	7,728,990.10	41.05	10,141.474	6,624,817.34	36.50
TERTIARY						
Processed L/ Mouldings	881.131	849,470.32		699.452	680,864.99	
SUB TOTAL	881.131	849,470.32	4.51	699.452	680,864.99	3.75
GRAND TOTAL	40,708.956	18,829,352.66	100.00%	38,657.644	18,150,625.09	100.00%



## EXPORT PERFORMANCE FOR TIMBER AND WOOD PRODUCTS

### EXPORTERS PERFORMANCE

#### LUMBER (AIR DRIED)

Exporter	February 2025		Cumulative: January - February 2025	
	Volume (m³)	Value (€)	Volume (m³)	Value (€)
Multimodal Freight Services Limited	1,292.683	496,550.56	2,492.458	966,376.79
K Lovert Company Limited	940.051	361,096.15	1,175.051	453,121.04
3RDI Shipping Agency Limited	887.292	340,037.90	2,793.052	1,086,324.52
Duakron Ghana Limited	799.000	306,915.08	940.000	362,130.01
Shree Jee Limited	683.649	262,605.99	1,248.649	486,786.94
Samartex Timber and Plywood Company Limited	569.067	261,142.70	1,235.120	525,908.51
Nasorp Merchantile Company Limited	497.500	191,101.69	1,161.500	451,120.96
Adehyee World Limited	376.000	144,430.62	1,010.500	392,897.83
Troza Export Limited Company	329.034	126,389.86	423.034	163,199.81
Viet Star Africa Limited	327.373	150,612.91	492.038	232,476.51
Star Exim Ghana Limited	308.500	125,913.45	403.500	163,115.00
Golden Logs Exporters Limited	258.785	99,405.53	634.895	246,688.43
Askraf International Company Limited	213.500	96,832.86	566.000	234,870.20
Rock Age Impex Limited	211.500	81,242.23	329.000	127,254.67
PRESGAD Limited Company	188.106	72,256.03	282.224	109,112.19
Omar Empire Limited Company	188.103	72,254.88	446.816	173,565.67
Geavag Company Limited	188.013	72,220.31	376.189	145,909.14
Egyir Company Limited	188.000	72,215.31	423.000	164,240.20
Frajene Global Limited Company	164.708	63,268.30	401.927	156,162.14
MKR Commodities Limited	164.500	63,188.40	305.500	118,403.33
Bombolex Shipping and Logistics Company Limited	141.000	54,161.48	423.000	164,591.35
Kumbadaado Limited Company	117.500	45,134.57	141.000	54,337.06
Aduamoo Limited Company	114.440	60,443.83	366.024	195,907.60
Ibrahim and Sons Company Limited	96.574	51,007.54	96.574	51,007.54
Beghap Company Limited	94.086	36,140.69	235.284	91,433.16
Juben Empire Ghana Limited	94.000	36,107.66	235.000	91,322.59
HSSK Impex Ghana Limited	94.000	36,107.66	94.000	36,107.66
Ghana Primewood Products Limited	76.917	44,148.35	76.917	44,148.35

WR Company Limited	70.880	25,201.80	70.880	25,201.80
PM Overseas Ghana Limited	70.500	27,080.74	164.500	63,890.70
Speed Bee Timber Company Limited	70.500	27,080.74	141.000	54,688.21
Merchant Chains Brokers Limited	70.500	27,080.74	70.500	27,080.74
Benediction Company Limited	54.525	28,798.50	300.713	179,474.77
Green Nations Limited	54.154	31,202.78	54.154	31,202.78
AAR International Exports Limited	48.000	26,672.61	260.500	109,886.61
Sea Coast Traders Limited	47.000	18,053.83	94.000	36,458.81
Indiana Woods Limited	47.000	18,053.83	94.000	36,458.81
Navigators International Limited	47.000	18,053.83	47.000	18,053.83
Delin Wood Limited	36.629	10,552.56	36.629	10,552.56
Logs Court Limited	34.449	18,946.95	34.449	18,946.95
Tanko Nuhu Timbers	27.927	22,341.60	83.656	64,807.23
Star Lumber and Sawmill Ghana Limited	24.500	9,411.04	122.500	56,182.20
Ack International Export Limited	24.500	9,411.04	72.666	28,272.62
Logs and Lumber Limited	23.842	13,113.10	212.209	103,919.66
Sri Saravana Limited	23.500	9,026.91	23.500	9,026.91
Greenland Timber Limited	23.500	9,026.91	23.500	9,026.91
John Bitar and Company Limited	23.195	11,945.43	86.980	50,737.46
Tony Toffey Construction and Wood Processing Limited	21.746	9,397.31	21.746	9,397.31
Tusam Wood Trading Limited	21.358	11,528.64	21.358	11,528.64
A Lite Lumber Enterprise	21.282	11,705.10	43.157	23,736.35
Splendid World Trade and Logistics Company	20.360	18,085.52	20.360	18,085.52
Whyte Beeds Trading Company Limited	18.914	8,173.49	41.594	17,245.49
BD Farms and Wood Processing Limited	18.085	9,551.96	72.184	38,681.22
Peacrok Company Limited	-	-	1,363.126	533,793.71
Silver Oak Company Limited	-	-	188.105	73,661.03
Renas Prestige Company Limited	-	-	117.500	46,012.45
Krish Sun Company Limited	-	-	70.500	27,607.47
SAM-K Zola Limited	-	-	51.883	29,304.84
Akatel Royal Ventures Ltd	-	-	47.000	18,404.98
Rukedy Limited Company	-	-	28.403	24,142.55
Bright Planners Limited	-	-	27.369	20,526.75
VK Global Company Limited	-	-	24.598	9,632.46
Grandiz Exim Ghana Limited	-	-	24.500	9,594.08
Konafy Timbers Limited	-	-	22.751	18,200.80
<b>Grand Total</b>	<b>10,547.727</b>	<b>4,252,429.45</b>	<b>22,987.722</b>	<b>9,351,944.37</b>

**LUMBER (KILN DRIED)**

<b>Exporter</b>	<b>February 2025</b>		<b>Cumulative: January - February 2025</b>	
	<b>Volume (m³)</b>	<b>Value (€)</b>	<b>Volume (m³)</b>	<b>Value (€)</b>
John Bitar and Company Limited	524.271	319,550.12	1,145.196	735,919.40
Logs and Lumber Limited	362.851	207,528.30	807.141	447,405.43
Ayipah Wood Company Limited	183.339	162,696.98	473.243	442,813.38
Remuntada Company Limited	148.773	127,149.33	199.488	182,154.02
Samartex Timber and Plywood Company Limited	136.804	123,632.94	552.025	344,346.56
Asuo Bomosadu Timber and Sawmill Limited	97.759	41,612.09	97.759	41,612.09
Specialized Timber Products Limited	87.437	40,119.97	133.608	71,285.40
Sunstex Company Ghana Limited	83.779	62,914.45	129.497	89,888.07
Xylogi Company Limited	69.486	40,301.88	69.486	40,301.88
Boison Construction Works Limited	61.098	52,149.01	188.623	117,425.75
Ayum Forest Products Limited	47.996	22,558.12	177.937	86,137.54
Modern Wood Technology and Company Limited	46.971	26,612.97	91.829	73,163.35
Coppice Trunks Limited	45.265	41,729.69	45.265	41,729.69
Logs Court Limited	42.730	25,210.70	126.016	69,791.49
Akwadiaso Company Limited	36.249	34,055.65	36.249	34,055.65
Assefua Enterprise Limited	35.656	30,816.73	35.656	30,816.73
Abisa Royal Company Limited	34.155	18,039.66	34.155	18,039.66
Swiss Lumber Company Limited	31.701	28,007.36	31.701	28,007.36
Yosonas Ghana Investment Limited	31.202	16,718.38	31.202	16,718.38
Charams Company Limited	31.028	34,130.80	31.028	34,130.80
Oti Yeboah Complex Limited	30.866	27,779.40	30.866	27,779.40
Tanko Nuhu Timbers	-	-	64.479	57,443.00
Ibrahim and Sons Company Limited	-	-	49.034	26,882.08
Tony Toffey Construction and Wood Processing Limited	-	-	45.537	20,506.89
Woodlow Company Limited	-	-	44.948	24,201.96
Adras Company Limited	-	-	37.708	33,962.43
A.K. Holy Wood Ent. Co Limited	-	-	35.509	42,610.80
G A B Bensa Enterprise	-	-	35.176	38,693.60
Western Hardwood Limited	-	-	34.713	10,240.34
Tyche Prestige Limited	-	-	31.987	34,545.96
WEBCO	-	-	30.377	29,161.92
<b>Grand Total</b>	<b>2,169.416</b>	<b>1,483,314.53</b>	<b>4,877.438</b>	<b>3,291,771.00</b>

**BILLET**

Exporter	February 2025		Cumulative: January - February 2025	
	Volume (m3)	Value (€)	Volume (m3)	Value (€)
Raising Star Timber Merchants Limited	940.500	316,110.04	940.500	316,110.04
Krish Sun Company Limited	495.000	88,098.84	1,732.500	469,155.31
3RDI Shipping Agency Limited	287.000	96,463.14	574.175	194,862.47
Rock Age Impex Limited	240.000	80,666.04	440.500	149,366.54
Troza Export Limited Company	115.500	38,820.53	231.000	78,396.13
Shree Jee Limited	82.500	27,728.95	148.500	50,343.58
AAR International Exports Limited	69.000	23,191.49	115.000	38,953.20
Brewmo Limited	66.000	22,183.16	66.000	22,183.16
Star Exim Ghana Limited	33.000	11,091.58	82.500	28,052.55
HSSK Impex Ghana Limited	33.000	11,091.58	66.000	22,398.89
Sri Saravana Limited	33.000	11,091.58	33.000	11,091.58
K V Global Company Limited	23.000	7,730.50	39.500	13,384.15
Speed Bee Timber Company Limited	16.500	5,545.79	33.000	11,199.45
Timco Alpha Limited Company	16.500	5,653.66	16.500	5,653.66
Merchant Chains Brokers Limited	16.500	5,545.79	16.500	5,545.79
Multimodal Freight Services Limited	-	-	23.000	7,880.86
Geavag Company Limited	-	-	16.500	5,653.66
<b>Grand Total</b>	<b>2,467.000</b>	<b>751,012.67</b>	<b>4,574.675</b>	<b>1,430,231.01</b>

**PROCESSED L/ MOULDINGS**

Exporter	February 2025		Cumulative: January - February 2025	
	Volume (m3)	Value (€)	Volume (m3)	Value (€)
Samartex Timber and Plywood Company Limited	134.118	195,564.55	249.560	340,861.88
Logs and Lumber Limited	127.076	86,868.77	284.916	205,848.82
John Bitar and Company Limited	59.525	46,161.25	164.976	134,154.28
<b>Grand Total</b>	<b>320.719</b>	<b>328,594.57</b>	<b>699.452</b>	<b>680,864.99</b>



**SLICED VENEER**

Exporter	February 2025		Cumulative: January - February 2025	
	Volume (m3)	Value (€)	Volume (m3)	Value (€)
Logs and Lumber Limited	207.850	209,452.13	304.694	375,449.70
Samartex Timber and Plywood Company Limited	113.413	94,127.26	226.957	227,948.73
John Bitar and Company Limited	102.077	338,791.35	278.108	531,659.85
Ayum Forest Products Limited	57.111	80,611.59	190.953	283,789.95
Mondial Veneer Ghana Limited	36.205	41,408.92	180.000	197,429.13
<b>Grand Total</b>	<b>516.656</b>	<b>764,391.25</b>	<b>1,180.712</b>	<b>1,616,277.37</b>

**PLYWOOD (OVERLAND)**

Exporter	February 2025		Cumulative: January - February 2025	
	Volume (m3)	Value (€)	Volume (m3)	Value (€)
Miro Timber Products Limited	428.657	161,332.36	811.772	308,327.64
Logs and Lumber Limited	336.685	183,184.80	637.639	303,144.33
Jussak Company Limited	139.165	61,036.20	258.237	106,719.62
John Bitar and Company Limited	99.307	32,330.06	233.257	79,965.47
Asuo Bomosadu Timber and Sawmill Limited	82.160	22,905.72	82.160	22,905.72
Wood Pillar Limited	-	-	264.935	99,060.00
<b>Grand Total</b>	<b>1,085.974</b>	<b>460,789.14</b>	<b>2,288.000</b>	<b>920,122.79</b>

**ROTARY VENEER**

Exporter	February 2025		Cumulative: January - February 2025	
	Volume (m3)	Value (€)	Volume (m3)	Value (€)
John Bitar And Company Limited	362.131	138,550.45	626.404	243,645.71
Samartex Timber and Plywood Company Limited	197.040	131,872.43	566.708	346,076.81
Logs and Lumber Limited	82.358	40,242.06	124.559	59,927.12
<b>Grand Total</b>	<b>641.529</b>	<b>310,664.94</b>	<b>1,317.671</b>	<b>649,649.64</b>

**BRIQUETTES**

Exporter	February 2025		Cumulative: January - February 2025	
	Volume (m3)	Value (€)	Volume (m3)	Value (€)
Sustainable Biomass Solution Ghana Limited	202.500	38,824.10	270.000	50,927.49
<b>Grand Total</b>	<b>202.500</b>	<b>38,824.10</b>	<b>270.000</b>	<b>50,927.49</b>

**KINDLING**

<b>Exporter</b>				<b>February 2025</b>		<b>Cumulative: January - February 2025</b>	
				<b>Volume (m3)</b>	<b>Value (€)</b>	<b>Volume (m3)</b>	<b>Value (€)</b>
Sustainable Biomass Solution	Ghana	Limited		112.500	24,271.83	136.406	29,374.77
Be-Lex Company Limited				-	-	90.640	15,663.85
<b>Grand Total</b>				<b>112.500</b>	<b>24,271.83</b>	<b>227.046</b>	<b>45,038.63</b>

**MOVING SPECIES****LUMBER (AIR DRIED)**

<b>Species</b>		<b>February 2025</b>		<b>Cumulative: January - February 2025</b>	
		<b>Volume (m3)</b>	<b>Value (€)</b>	<b>Volume (m3)</b>	<b>Value (€)</b>
Teak		8,916.010	3,454,529.41	19,526.919	7,626,372.93
Denya		904.426	393,575.19	1,878.645	846,555.75
Dahoma		221.191	120,357.15	359.391	167,710.81
Kako / Ekki		153.990	82,045.53	354.547	191,655.71
Papao / Apa		77.539	57,286.38	97.584	75,438.41
Albizia / Okoro		55.759	34,407.36	80.261	51,313.74
Potrodum / Tali Decking		54.154	31,202.78	54.154	31,202.78
Mixed Redwood		47.673	16,027.43	47.673	16,027.43
Senya		36.629	10,552.56	36.629	10,552.56
Niangon		27.927	22,341.60	186.962	148,742.88
Candollei		25.546	15,945.85	25.546	15,945.85
Danta		23.195	11,945.43	46.594	23,995.91
Ananta		3.688	2,212.80	97.125	41,089.13
Essa / Celtis		-	-	70.147	30,864.68
Odum		-	-	46.267	43,030.10
Kusia / Bilinga		-	-	39.825	17,154.81
Tetekon		-	-	39.453	14,290.89
<b>Grand Total</b>		<b>10,547.727</b>	<b>4,252,429.45</b>	<b>22,987.722</b>	<b>9,351,944.37</b>

**LUMBER (KILN DRIED)**

Species	February 2025		Cumulative: January - February 2025	
	Volume (m3)	Value (€)	Volume (m3)	Value (€)
Wawa	956.642	486,045.03	2,301.309	1,118,809.60
Cedrela	428.414	368,173.55	900.043	821,242.72
Dahoma	168.478	102,563.06	378.216	225,690.20
Dubini / Khaya Ivorensis	109.799	103,501.65	278.773	271,660.13
Niangon	71.905	64,872.38	137.600	124,469.29
Emire	70.219	52,282.07	109.488	82,050.04
Odum	65.531	76,336.68	202.193	234,934.31
Teak	42.730	25,210.70	42.730	25,210.70
Koto / Kyere	36.144	26,385.12	107.280	75,997.84
White Ofram	33.256	21,616.40	33.256	21,616.40
Walnut / Lovoa	33.066	24,609.05	33.066	24,609.05
Edinam	32.082	29,145.00	32.082	29,145.00
Mahogany	31.701	28,007.36	69.409	61,969.80
Utile	30.866	27,779.40	30.866	27,779.40
Berlina	30.551	19,247.13	30.551	19,247.13
Black Hyedua	28.032	27,539.96	28.032	27,539.96
Chenchen / Antiaris	-	-	46.171	31,165.43
Black Ofram	-	-	34.715	21,656.04
Mixed Redwood	-	-	33.568	23,825.44
Ceiba	-	-	18.005	5,311.48
Otie / Ilomba	-	-	16.708	4,928.86
Essa / Celtis	-	-	9.779	5,867.40
Denya	-	-	3.598	7,044.80
<b>Grand Total</b>	<b>2,169.416</b>	<b>1,483,314.53</b>	<b>4,877.438</b>	<b>3,291,771.00</b>

**BILLET**

Species	February 2025		Cumulative: January - February 2025	
	Volume (m3)	Value (€)	Volume (m3)	Value (€)
Teak	2,038.000	685,096.99	3,947.675	1,333,300.99
Gmelina	429.000	65,915.68	627.000	96,930.02
<b>Grand Total</b>	<b>2,467.000</b>	<b>751,012.67</b>	<b>4,574.675</b>	<b>1,430,231.01</b>

**PROCESSED L/ MOULDINGS**

Species	February 2025		Cumulative: January - February 2025	
	Volume (m3)	Value (€)	Volume (m3)	Value (€)
Wawa	102.944	50,948.76	253.820	132,959.67
Sapele	73.998	115,899.60	73.998	115,899.60
Denya	48.439	51,800.60	48.439	51,800.60
Edinam	34.780	52,170.00	54.646	76,058.22
Essa / Celtis	33.181	41,349.41	33.181	41,349.41
Ofram	27.377	16,426.20	27.377	16,426.20
Dubini / Khaya Ivorensis	-	-	47.103	70,301.68
Hotrohotro / Fotie	-	-	41.354	47,557.10
Kusia / Bilinga	-	-	39.230	47,560.50
Dahoma	-	-	22.179	27,079.05
Ananta	-	-	19.583	16,645.55
Koto / Kyere	-	-	14.523	17,061.41
Albizia / Okoro	-	-	12.632	10,105.60
Potrodum / Tali Decking	-	-	7.510	6,008.00
Ceiba	-	-	2.813	1,969.10
Teak	-	-	1.064	2,083.29
<b>Grand Total</b>	<b>320.719</b>	<b>328,594.57</b>	<b>699.452</b>	<b>680,864.99</b>

**SLICED VENEER**

Species	February 2025		Cumulative: January - February 2025	
	Volume (m3)	Value (€)	Volume (m3)	Value (€)
Chenchen / Antiaris	139.921	116,742.00	223.509	179,432.61
Asanfina / Anigre	117.137	314,855.16	413.846	647,786.70
Makore	76.688	68,735.06	78.214	70,636.69
Ceiba	51.719	34,794.28	65.977	54,375.59
Sapele	50.182	80,564.12	95.732	149,108.69
Koto / Kyere	23.139	59,309.01	208.217	371,904.95
Black Ofra	20.737	22,390.76	20.737	22,390.76
Edinam	15.454	27,495.52	20.695	34,025.70
Dubini / Khaya Ivorensis	14.602	29,205.11	14.602	29,205.11
Walnut / Lovoa	7.077	10,300.24	7.077	10,300.24
Essa / Celtis	-	-	16.295	20,737.84
Wawa	-	-	5.072	6,350.10
Niangon	-	-	4.419	7,511.99
Yaya	-	-	2.693	6,328.36



Utile	-	-	1.413	3,340.65
Candollei	-	-	1.188	1,473.41
White Ofram	-	-	1.026	1,367.97
<b>Grand Total</b>	<b>516.656</b>	<b>764,391.25</b>	<b>1,180.712</b>	<b>1,616,277.37</b>

#### PLYWOOD (OVERLAND)

Species	February 2025		Cumulative: January - February 2025	
	Volume (m3)	Value (€)	Volume (m3)	Value (€)
Ceiba	525.148	236,363.18	1,210.109	501,066.13
Eucalyptus	142.888	53,777.45	270.593	102,775.88
Gmelina	142.887	53,777.45	270.592	102,775.88
Citrodora / Corymbia	142.882	53,777.46	231.293	87,699.44
Dubini / Khaya Ivorensis	53.582	21,336.00	53.582	21,336.00
Ofram	52.689	26,212.80	52.689	26,212.80
Danta	17.861	11,430.00	17.861	11,430.00
Edinam	8.037	4,114.80	8.037	4,114.80
Mixed Redwood	-	-	107.160	38,098.53
Acacia Mangium	-	-	39.294	15,076.44
Black Ofram	-	-	26.790	9,536.88
<b>Grand Total</b>	<b>1,085.974</b>	<b>460,789.14</b>	<b>2,288.000</b>	<b>920,122.79</b>

#### ROTARY VENEER

Species	February 2025		Cumulative: January - February 2025	
	Volume (m3)	Value (€)	Volume (m3)	Value (€)
Ceiba	280.457	101,291.00	532.838	199,289.13
Essa / Celtis	243.048	153,089.49	419.224	261,791.96
Otie / Ilomba	104.024	50,906.71	201.579	99,428.47
Canarium	8.000	3,072.99	8.000	3,072.99
Ogea	6.000	2,304.74	6.000	2,304.74
Wawabima/Sterculia	-	-	150.030	83,762.35
<b>Grand Total</b>	<b>641.529</b>	<b>310,664.94</b>	<b>1,317.671</b>	<b>649,649.64</b>

#### BRIQUETTES

Species	February 2025		Cumulative: January - February 2025	
	Volume (m3)	Value (€)	Volume (m3)	Value (€)
Wawa	202.500	38,824.10	270.000	50,927.49
<b>Grand Total</b>	<b>202.500</b>	<b>38,824.10</b>	<b>270.000</b>	<b>50,927.49</b>

**KINDLING**

Species	February 2025		Cumulative: January - February 2025	
	Volume (m3)	Value (€)	Volume (m3)	Value (€)
Wawa	112.500	24,271.83	136.406	29,374.77
Mixed Whitewood	-	-	90.640	15,663.85
<b>Grand Total</b>	<b>112.500</b>	<b>24,271.83</b>	<b>227.046</b>	<b>45,038.63</b>

**DIRECTION OF TRADE****LUMBER (AIR DRIED)**

Destination	February 2025		Cumulative: January - February 2025	
	Volume (m3)	Value (€)	Volume (m3)	Value (€)
India	8,937.756	3,463,926.71	19,512.320	7,616,200.51
Vietnam	957.053	446,867.88	2,006.003	968,120.15
Egypt	158.466	86,094.35	158.466	86,094.35
United Arab Emirates	154.084	84,482.04	332.109	148,990.51
Greece	62.376	41,288.55	221.411	167,689.83
Belgium	62.047	33,907.59	154.316	89,953.98
Portugal	48.242	30,437.10	72.744	47,343.48
Lebanon	47.673	16,027.43	47.673	16,027.43
Bangladesh	36.999	17,725.45	91.098	46,854.71
China	36.629	10,552.56	36.629	10,552.56
Kuwait	23.207	9,174.37	23.207	9,174.37
France	23.195	11,945.43	46.594	23,995.91
Philippines	-	-	93.437	38,876.33
Germany	-	-	70.147	30,864.68
Sri Lanka	-	-	39.453	14,290.89
Saudi Arabia	-	-	37.560	15,811.44
Israel	-	-	22.680	9,072.00
United Kingdom	-	-	21.875	12,031.25
<b>Grand Total</b>	<b>10,547.727</b>	<b>4,252,429.45</b>	<b>22,987.722</b>	<b>9,351,944.37</b>

**LUMBER (KILN DRIED)**

Destination	February 2025		Cumulative: January - February 2025	
	Volume (m3)	Value (€)	Volume (m3)	Value (€)
United States of America	403.032	392,856.05	1,059.466	1,064,927.84
Belgium	337.983	176,091.92	391.633	206,088.37
Estonia	283.653	147,622.63	641.583	329,007.74
Turkey	165.902	101,959.18	304.249	166,086.77
China	147.204	85,801.10	367.137	180,375.09
Greece	137.610	123,796.63	203.305	183,393.54
United Kingdom	132.113	114,192.27	190.500	153,519.24
United Arab Emirates	114.472	65,334.94	227.320	135,615.20
South Africa	97.759	41,612.09	97.759	41,612.09
Germany	84.140	48,943.24	352.124	167,529.75
Canada	47.710	48,565.37	47.710	48,565.37
Finland	47.364	27,944.76	93.082	54,918.38
Denmark	40.620	17,553.51	40.620	17,553.51
Pakistan	34.155	18,039.66	34.155	18,039.66
Saudi Arabia	33.066	24,609.05	460.735	325,581.48
Egypt	32.082	29,145.00	64.474	50,074.51
Lebanon	30.551	19,247.13	30.551	19,247.13
Ireland	-	-	85.869	39,499.74
Singapore	-	-	48.783	23,878.99
India	-	-	46.487	20,479.60
Dominican Republic	-	-	44.948	24,201.96
Sri Lanka	-	-	44.948	21,575.04
<b>Grand Total</b>	<b>2,169.416</b>	<b>1,483,314.53</b>	<b>4,877.438</b>	<b>3,291,771.00</b>

**BILLET**

Destination	February 2025		Cumulative: January - February 2025	
	Volume (m3)	Value (€)	Volume (m3)	Value (€)
India	2,467.000	751,012.67	4,574.675	1,430,231.01
<b>Grand Total</b>	<b>2,467.000</b>	<b>751,012.67</b>	<b>4,574.675</b>	<b>1,430,231.01</b>

**PROCESSED L/ MOULDINGS**

Destination	February 2025		Cumulative: January - February 2025	
	Volume (m3)	Value (€)	Volume (m3)	Value (€)
Belgium	168.303	214,230.85	229.474	265,576.45
Germany	74.752	61,230.01	198.799	176,016.01
Croatia	52.324	25,638.76	104.476	51,193.24
Italy	25.340	27,494.95	25.340	27,494.95
France	-	-	52.752	57,822.07
United States of America	-	-	37.739	58,180.49
United Kingdom	-	-	28.693	17,502.73
Netherlands	-	-	22.179	27,079.05
<b>Grand Total</b>	<b>320.719</b>	<b>328,594.57</b>	<b>699.452</b>	<b>680,864.99</b>

**SLICED VENEER**

Destination	February 2025		Cumulative: January - February 2025	
	Volume (m3)	Value (€)	Volume (m3)	Value (€)
Denmark	135.683	130,289.69	182.419	178,350.09
Italy	109.810	110,552.35	485.966	569,605.83
Egypt	76.688	68,735.06	76.688	68,735.06
Lebanon	42.132	36,069.75	42.132	36,069.75
United States of America	37.212	70,528.77	53.011	92,140.67
Libya	36.725	25,392.20	36.725	25,392.20
Belgium	31.706	62,082.67	55.030	149,630.66
Netherlands	30.035	43,092.69	30.035	43,092.69
Vietnam	16.665	217,648.08	32.960	238,385.92
China	-	-	84.411	58,484.96
Morocco	-	-	39.331	22,943.42
India	-	-	31.816	56,515.68
Japan	-	-	16.533	40,221.20
Spain	-	-	13.655	36,709.24
<b>Grand Total</b>	<b>516.656</b>	<b>764,391.25</b>	<b>1,180.712</b>	<b>1,616,277.37</b>



**PLYWOOD (OVERLAND)**

Destination	February 2025		Cumulative: January - February 2025	
	Volume (m3)	Value (€)	Volume (m3)	Value (€)
Togo	343.681	181,127.40	570.811	269,046.99
Burkina Faso	321.494	126,332.41	574.516	219,687.82
Gambia	321.492	120,999.27	321.492	120,999.27
Benin	99.307	32,330.06	195.754	69,335.90
Mali	-	-	378.948	142,770.66
Niger	-	-	246.479	98,282.15
<b>Grand Total</b>	<b>1,085.974</b>	<b>460,789.14</b>	<b>2,288.000</b>	<b>920,122.79</b>

**ROTARY VENEER**

Destination	February 2025		Cumulative: January - February 2025	
	Volume (m3)	Value (€)	Volume (m3)	Value (€)
United States of America	233.508	115,231.66	457.323	237,919.15
Canada	97.808	71,282.30	127.564	96,626.07
Italy	86.789	36,060.40	110.008	45,607.47
Greece	81.818	27,408.22	122.695	41,102.25
Spain	81.538	27,516.30	121.824	41,213.54
Belgium	30.312	10,306.08	72.513	29,991.15
Colombia	29.756	22,859.99	29.756	22,859.99
Egypt	-	-	150.030	83,762.35
Morocco	-	-	80.417	27,341.78
Denmark	-	-	45.541	23,225.91
<b>Grand Total</b>	<b>641.529</b>	<b>310,664.94</b>	<b>1,317.671</b>	<b>649,649.64</b>

**BRIQUETTES**

Destination	February 2025		Cumulative: January - February 2025	
	Volume (m3)	Value (€)	Volume (m3)	Value (€)
United Kingdom	202.500	38,824.10	270.000	50,927.49
<b>Grand Total</b>	<b>202.500</b>	<b>38,824.10</b>	<b>270.000</b>	<b>50,927.49</b>

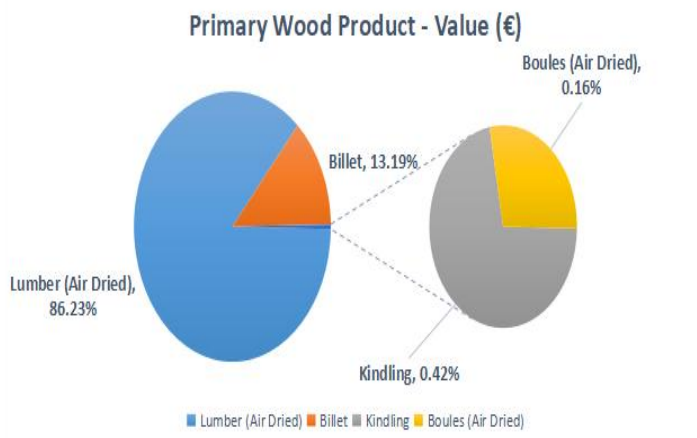
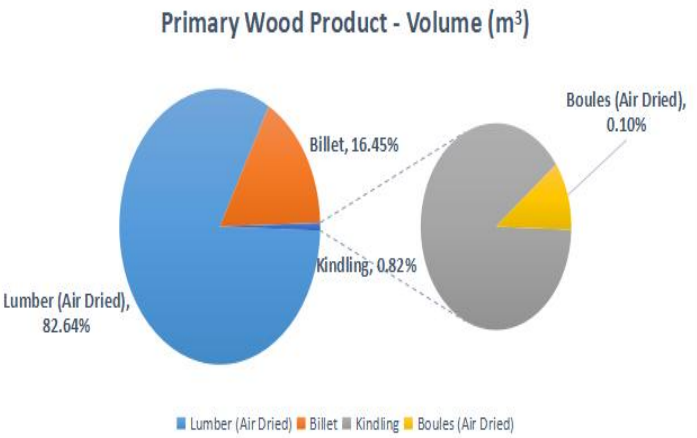
**KINDLING**

Destination	February 2025		Cumulative: January - February 2025	
	Volume (m3)	Value (€)	Volume (m3)	Value (€)
United Kingdom	112.500	24,271.83	136.406	29,374.77
Saudi Arabia	-	-	90.640	15,663.85
<b>Grand Total</b>	<b>112.500</b>	<b>24,271.83</b>	<b>227.046</b>	<b>45,038.63</b>

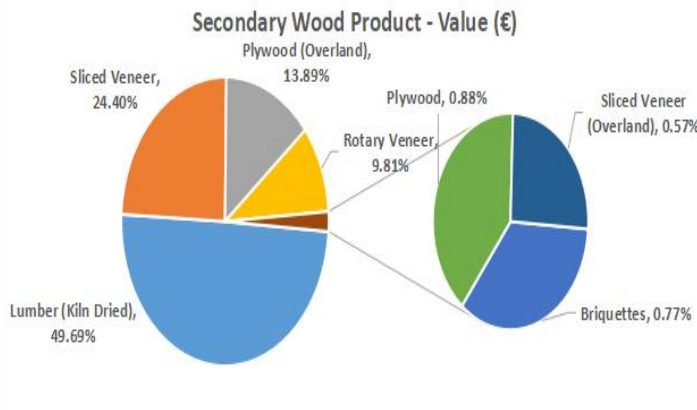
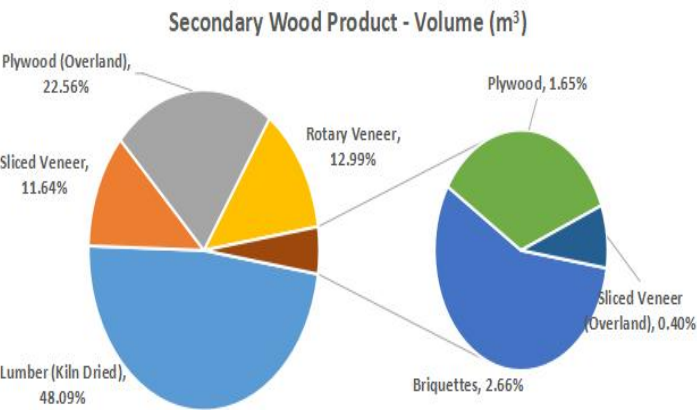
APPENDIX

PRODUCT CLASSIFICATION

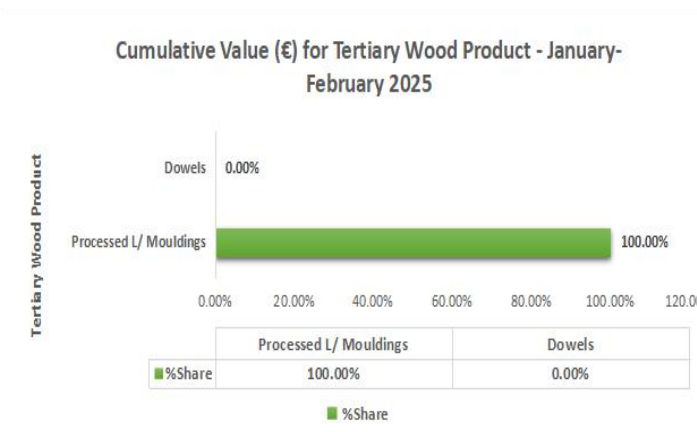
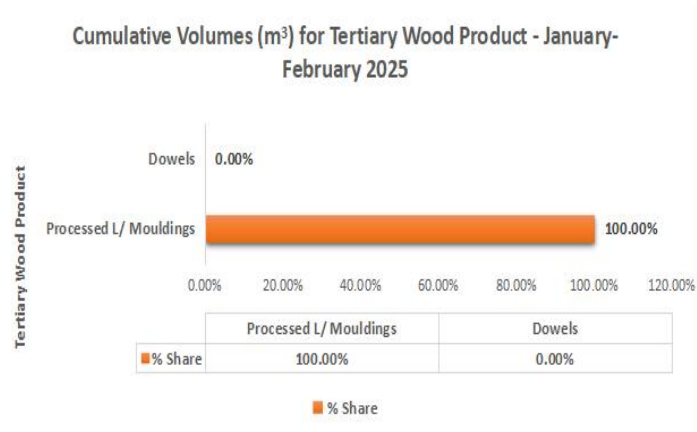
Primary Product



Secondary Product



Tertiary Product



# GHANA FORESTRY COMMISSION

V  
I  
S  
I  
O  
N

“TO LEAVE FUTURE  
GENERATIONS AND ITS  
COMMUNITIES WITH RICHER,  
BETTER, MORE VALUABLE  
FORESTRY AND WILDLIFE  
ENDOWMENTS THAN WE  
INHERITED.”

M  
I  
S  
S  
I  
O  
N

“TO SUSTAINABLY  
DEVELOP AND MANAGE  
GHANA’S FORESTRY  
AND WILDLIFE  
RESOURCES.”