



REPORT ON EXPORT OF GHANA'S TIMBER AND WOOD PRODUCTS JANUARY 2025

Table of Contents: Ghana's Timber and Wood Products Export

REPORT ON EXPORT OF GHANA'S TIMBER AND WOOD PRODUCTS, JANUARY 2025	3
SUMMARY OF WOOD PRODUCTS EXPORT	3
Timber and Wood Products Classification	4
Major Markets of Ghana's Wood Products Exports	4
TOP FIVE (5) CATEGORIES FOR THE MONTH OF JANUARY 2025	6
TIMBER AND WOOD PRODUCTS ANALYTICS	7
Summary Report on Export Products January 2025	7
Leading Exporters of Wood Products for January 2025	7
Leading Exporters of Top Five (5) Products and their Species for January 2025	8
Leading Buyers of Top Five (5) Products by Species January 2025	9
Major Markets of Ghana's Wood Products Exports: January 2024/ 2025: Volume and Value	10
Export of Timber and Wood Products to Ecowas Countries (Overland): January 2024/ 2025	11
Comparative Export Statistics for Timber and Wood Products: January 2024/ 2025	12
Average Unit Price Comparison between January 2024 and January 2025	12
Timber and Wood Products Classification	13
EXPORT PERFORMANCE FOR TIMBER AND WOOD PRODUCTS	14
EXPORTERS PERFORMANCE	14
MOVING SPECIES	19
DIRECTION OF TRADE	23
APPENDIX	27
PRODUCT CLASSIFICATION	27

REPORT ON EXPORT OF GHANA'S TIMBER AND WOOD PRODUCTS, JANUARY 2025

SUMMARY OF WOOD PRODUCTS EXPORT

Ghana's timber and wood product exports for January 2025 generated a value of **€9,736,332.61** from a volume of **20,593.623m³**. This marks a **0.95%** increase in value and a **1.32%** decrease in volume as compared to January 2024, which amounted to **€9,645,068.47** from a volume of **20,868.262m³**.

In January 2025, a total of Seventy-Seven (77) exporters were recorded. Among them, the top five were 3RDI Shipping Agency Limited, Samartex Timber and Plywood Company Limited, John Bitar and Company Limited, Peacrok Company Limited, and Krish Sun Company Limited. These exporters shipped Twelve (12) different wood products in Forty-three (43) Species to Thirty-Nine (39) different countries and sold to Ninety-Eight (98) diverse Buyers.

The leading five wood products exported were Lumber (Air Dried), Lumber (Kiln Dried), Billet, Plywood (Overland), and Rotary Veneer.

The top five species in terms of volume harvested were Teak, Wawa, Ceiba, Denya, and Cedrela.

India, Vietnam, United States of America, Saudi Arabia, and Germany were the top five export destinations.

The top five buyers during this period were Thai Phat International Company Limited, Shree Sagar General Trading FZE, Shanghai Timber Furnishing Company Limited, Pan Asia Intercontinental PTE Limited, and V K Timber Stores.

From January 2025, Ghana earned a total of **€9,736,332.61** from export of **20,593.623m³** of timber and wood products. This marks an increase of **0.95%** in value and a decline of **1.32%** in volume compared to the same period in 2024, when exports generated **€9,645,068.47** from **20,868.262m³**.

The overall average unit price also saw a slight increase of **2.29%** from **€462/m³** in January 2024 to **€473/m³** in the same period of 2025.

Timber and Wood Products Classification

Primary Wood Products : (Billet, Boules (Air Dried), Kindling, and Lumber (Air Dried) accrued **€5,817,228.81 (59.75%)** from **14,689.491m³ (71.33%)** of the total export of wood products in January 2025. The figures indicate an increase of **9.65%** in value and an increase of **10.62%** in volume respectively as compared to the primary wood products export figures in January 2024 of **13,279.403m³ (63.63%)** valued at **€5,305,067.66 (55.00%)**.

Secondary Wood Products comprising of Boules (Kiln Dried), Briquettes, Curls Veneer, Lumber (Kiln Dried), Plywood, Plywood (Overland), Rotary Veneer, Sliced Veneer, and Sliced Veneer (Overland) formed the bulk of the country's wood export which generated **€3,566,833.39 (36.63%)** from a volume of **5,525.399m³ (26.83%)** in January 2025. The figures indicate a decrease of **11.72%** in value and a decrease of **24.54%** in volume respectively as compared to the secondary wood products export figures in January 2024 of **7,322.147m³ (35.09%)** valued at **€4,040,462.54 (41.89%)**.

Tertiary Wood Products: Processed L/Mouldings contributed **€352,270.42 (3.62%)** from a volume of **378.733m³ (1.84%)** to the total wood products export in January 2025. Moreover, the figures indicate an increase of **17.60%** in value and an increase of **42.00%** in volume respectively as compared to the tertiary wood products export figures in January 2024 of **266.712m³ (1.28%)** valued at **€299,538.27 (3.11%)**.

Major Markets of Ghana's Wood Products Exports

- **Exports to Asia/Far East:**

Ghana's top trade destinations in January 2025, brought in **€5,771,508.19 (59.28%)** from a volume of **14,427.384m³ (70.06%)**. This represents increases of **11.99%** in value and **9.97%** in volume as compared to the same period in 2024, which was **€5,153,575.73 (53.43%)** earned from **13,119.044m³ (62.87%)**. Timber products produced from Teak, Denya, Wawa, Gmelina, Kako / Ekki, Koto / Kyere, Ananta, Cedrela, Odum, Tetekon, Papao / Apa, Essa / Celtis, Ceiba, Chenchen, edinam, Yaya, Sapele, Makore were exported to these markets included Lumber (Air Dried), Billet, Sliced Veneer, and Lumber (Kiln Dried).

- **Exports to Europe:**

This destination is the second-largest market by value. The country gained **€1,854,038.79 (19.04%)** from **2,576.477m³ (12.51%)** in January 2025 which reflects a **3.80%** increase in value and a **18.19%** drop in volume as compared to the same period in 2024, which were **€1,786,096.23 (18.52%)** was obtained from **3,149.500m³ (15.09%)**. Wood products produced from species like Wawa, Asanfina / Anigre, Niangon, Ceiba, Koto / Kyere, Essa / Celtis, Kako / Ekki, Hotrohotro / Fotie, Denya, Emire, Kusia / Bilinga, Albizia / Okoro, Otie / Ilomba, Chenchen, Sapele were shipped to European markets included Lumber (Air Dried), Sliced Veneer, Lumber (Kiln Dried), Rotary Veneer, Processed L/ Mouldings,

Kindling, Briquettes, and Boules (Air Dried).

- **Exports to Africa:**

Wood products exported included Plywood (Overland), Rotary Veneer, Plywood, Sliced Veneer (Overland), and Lumber (Kiln Dried) which generated **€710,379.77 (7.30%)** from an exported volume of **1,711.849m³ (8.31%)** in January 2025. This marks decline of **33.32%** in value and **31.15%** in volume as compared to the same period in 2024, where **€1,065,277.78 (11.04%)** was earned from **2,486.372m³ (11.91%)**. Major destinations included Egypt, Morocco, and South Africa, with the ECOWAS sub-region contributing **€533,236.89 (75.06%)** from **1,352.226m³ (78.99%)**, of the total African wood products exported from Ghana in January 2025 as compared to **€851,932.76 (79.97%)** obtained from **2,054.262m³ (82.62%)** of the same period in 2024.

- **Exports to America:**

Wood products exported to the American market amounted to **€924,097.40 (9.49%)** from **1,008.491m³ (4.90%)** in January 2025, making it the third-largest destination by value. This represents a decrease of **34.90%** in value and a decrease of **41.91%** in volume as compared to the same period in 2024, where **€1,419,609.05 (14.72%)** was earned from **1,736.127m³ (8.32%)**. Timber products produced from Cedrela, Dubini / Khaya Ivorensis, Essa / Celtis, Otie / Ilomba, Mahogany, Black Ofram, Odum, Sapele, Koto / Kyere, Denya, Teak, were exported to America included Lumber (Kiln Dried), Rotary Veneer, Processed L/ Mouldings, and Sliced Veneer.

- **Exports to The Middle East:**

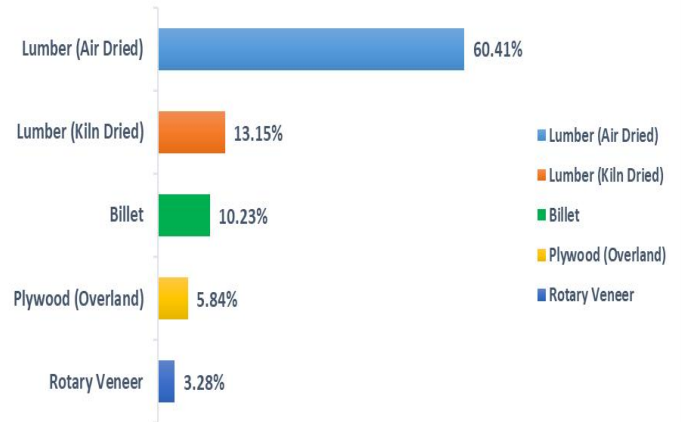
The Middle East accounted for **€476,308.46 (4.89%)** from a volume of **869.422m³ (4.22%)** in January 2025, making it the fifth-largest destination by value. This reflects a **116.00%** increase in value and a **130.48%** increase in volume compared to the same period in 2024, where **€220,509.68 (2.29%)** was earned from **377.219m³ (1.81%)**. Timber products produced from species like Dahoma, Wawa, Odum, Mixed Ofram, Denya, Antiaris Toxicaria, Kusia / Bilinga, Mixed Redwood exported Lumber (Kiln Dried), Lumber (Air Dried), and Kindling.

TOP FIVE (5) CATEGORIES FOR THE MONTH OF JANUARY 2025

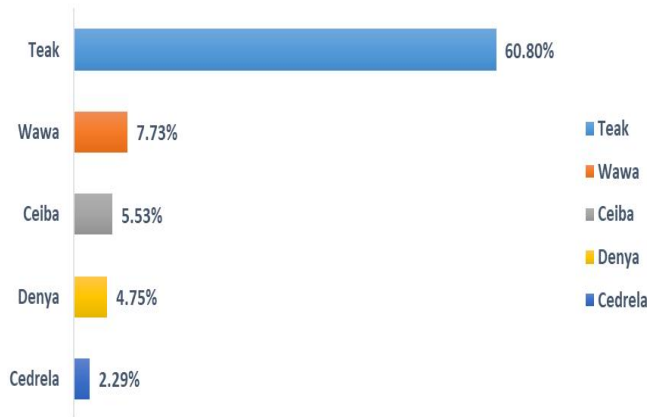
Exporters % Share (January 2025: Top 5)



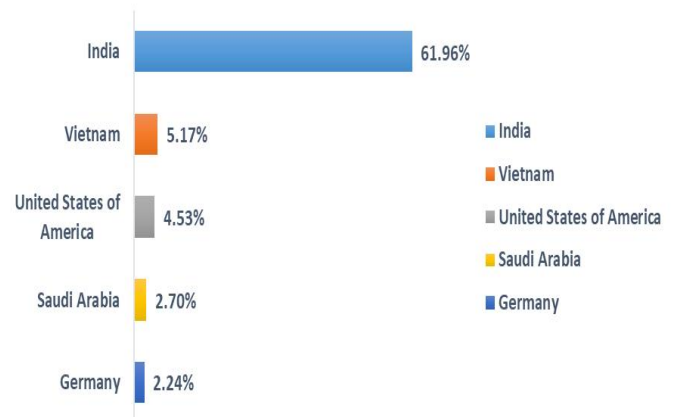
Exported Product % Share (January 2025: Top 5)



Exported Species % Share (January 2025: Top 5)



Trade Direction % Share (January 2025: Top 5)



Buyers % Share (January 2025: Top 5)



TIMBER AND WOOD PRODUCTS ANALYTICS

Summary Report on Export Products January 2025

Product	January 2025	
	Volume (m³)	Value (€)
Lumber (Air Dried)	12,439.995	5,099,514.92
Lumber (Kiln Dried)	2,708.022	1,808,456.47
Sliced Veneer	664.056	851,886.12
Billet	2,107.675	679,218.34
Plywood (Overland)	1,202.026	459,333.65
Processed L/ Mouldings	378.733	352,270.42
Rotary Veneer	676.142	338,984.71
Plywood	167.386	58,435.05
Sliced Veneer (Overland)	40.267	37,634.00
Kindling	114.546	20,766.79
Boules (Air Dried)	27.275	17,728.75
Briquettes	67.500	12,103.39
Grand Total	20,593.623	9,736,332.61

Leading Exporters of Wood Products for January 2025

Product	Exporter	Volume (m³)	Value (€)
Lumber (Air Dried)	3RDI Shipping Agency Limited	1,905.760	746,286.62
Lumber (Kiln Dried)	John Bitar and Company Limited	620.925	416,369.29
Billet	Krish Sun Company Limited	1,237.500	381,056.47
Plywood (Overland)	Miro Timber Products Limited	383.115	146,995.29
Sliced Veneer	Ayum Forest Products Limited	133.842	203,178.36
Rotary Veneer	Samartex Timber and Plywood Company Limited	369.668	214,204.38
Processed L/ Mouldings	Samartex Timber and Plywood Company Limited	115.442	145,297.33
Plywood	West Coast Wooden Products GH LTD	167.386	58,435.05
Briquettes	Sustainable Biomass Solution Ghana Limited	67.500	12,103.39
Sliced Veneer (Overland)	Logs and Lumber Limited	40.267	37,634.00
Kindling	Be-Lex Company Limited	90.640	15,663.85
Boules (Air Dried)	Akfabel Company Limited	27.275	17,728.75

Leading Exporters of Top Five (5) Products and their Species for January 2025

Product	Exporter	Species	Volume (m ³)	Value (€)
Lumber (Air Dried)	3RDI Shipping Agency Limited	Teak	1,905.760	746,286.62
Lumber (Kiln Dried)	John Bitar and Company Limited	Cedrela	41.204	47,195.73
		Dahoma	60.510	35,543.15
		Denya	3.598	7,044.80
		Dubini / Khaya Ivorensis	37.279	35,765.79
		Emire	39.269	29,767.97
		Essa / Celtis	9.779	5,867.40
		Koto / Kyere	33.523	22,907.49
		Niangon	35.318	30,434.99
		Odum	33.990	42,747.28
		Wawa	326.455	159,094.70
Sliced Veneer	Ayum Forest Products Limited	Asanfina / Anigre	12.512	16,295.09
		Chenchen	8.495	9,945.39
		Edinam	5.241	6,530.19
		Koto / Kyere	89.580	141,412.31
		Makore	1.526	1,901.64
		Sapele	11.356	16,056.78
		Utile	1.413	3,340.65
		White Ofram	1.026	1,367.97
		Yaya	2.693	6,328.36
Billet	Krish Sun Company Limited	Gmelina	198.000	31,014.35
		Teak	1,039.500	350,042.13
Plywood (Overland)	Miro Timber Products Limited	Acacia Mangium	39.294	15,076.44
		Citrodora / Corymbia	88.411	33,921.99
		Eucalyptus	127.705	48,998.43
		Gmelina	127.705	48,998.43

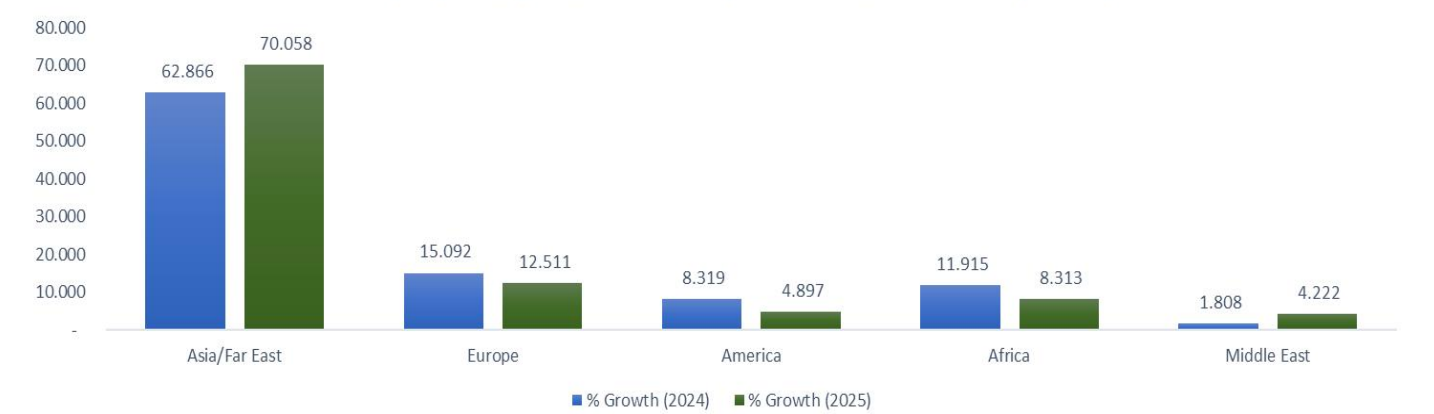
Leading Buyers of Top Five (5) Products by Species January 2025

Product	Buyer	Species	Volume (m³)	Value (€)
Lumber (Air Dried)	Thai Phat International Company Limited	Teak	2,916.370	1,142,036.73
Lumber (Kiln Dried)	Overseas Hardwood Company	Cedrela	195.685	205,444.05
Sliced Veneer	Mondolegno Srl	Asanfina / Anigre	166.555	204,307.75
		Koto / Kyere	2.041	6,681.51
		Sapele	7.421	12,617.29
Billet	Pan Asia Intercontinental PTE Limited	Gmelina	198.000	31,014.35
		Teak	1,006.500	338,734.81
Plywood (Overland)	ETS Salaou Hassane	Ceiba	420.026	165,642.95

Major Markets of Ghana’s Wood Products Exports: January 2024/ 2025: Volume and Value

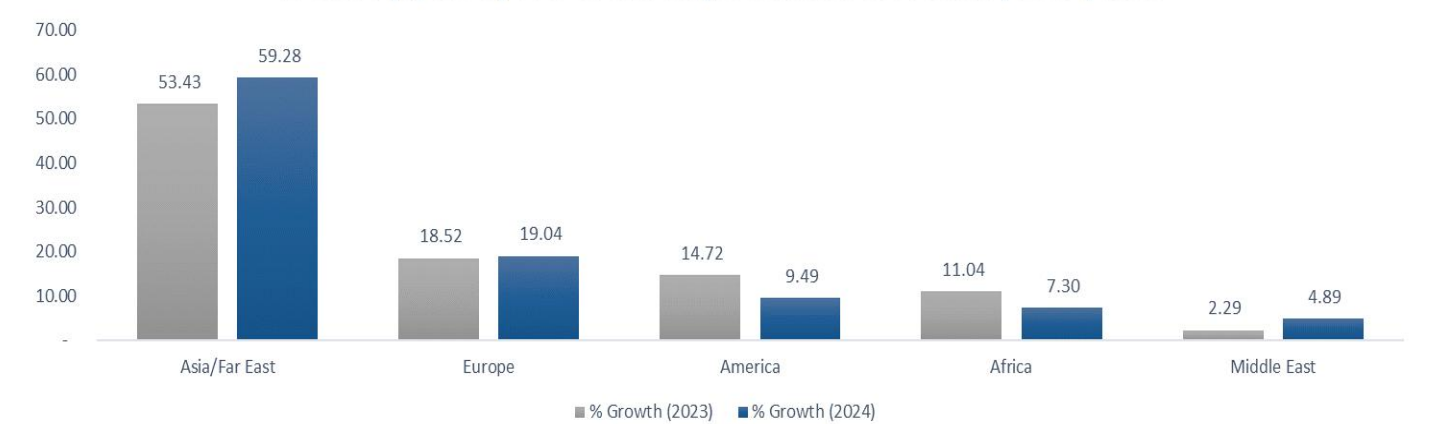
Volume(m³) in thousands					
CONTINENT	JANUARY 2024 Volume(m³)	% Growth (2024)	JANUARY 2025 Volume(m³)	% Growth (2025)	Volume Variation
Asia/Far East	13.119	62.866	14.427	70.058	7.19
Europe	3.150	15.092	2.576	12.511	-2.58
America	1.736	8.319	1.008	4.897	-3.42
Africa	2.486	11.915	1.712	8.313	-3.60
Middle East	0.377	1.808	0.869	4.222	2.41
Total	20.868	100.000	20.594	100.000	0.00

% Volume (m³) of Exports to the Major Markets for January 2024/2025



Values (€) in millions					
CONTINENT	JANUARY 2024 Value (€)	% Growth (2024)	JANUARY 2025 Value (€)	% Growth (2025)	Value Variation
Asia/Far East	5.15	53.43	5.77	59.28	5.85
Europe	1.79	18.52	1.85	19.04	0.52
America	1.42	14.72	0.92	9.49	-5.23
Africa	1.07	11.04	0.71	7.30	-3.75
Middle East	0.22	2.29	0.48	4.89	2.61
Total	9.65	100.00	9.74	100.00	0.00

% Value (€) of Exports to the Major Markets for January 2024/2025



Export of Timber and Wood Products to Ecowas Countries (Overland): January 2024/ 2025

Ecowas CTRY	Product	January 2024			January 2025		
		Volume (m³)	Value (€)	Unit Price	Volume (m³)	Value (€)	Unit Price
Burkina Faso	Plywood	580.630	278,615.14	479.85	253.022	93,355.41	368.96
Togo	Lumber (KD)	36.136	24,768.79	685.43	-	-	-
	Plywood	627.806	251,906.24	401.25	227.130	87,919.59	387.09
Niger	Plywood	648.942	239,066.22	368.39	246.479	98,282.15	398.74
Mali	Plywood	-	-	-	378.948	142,770.66	376.76
Senegal	Plywood	160.748	57,576.36	358.18	-	-	-
Cote D'Ivoire	Sliced Veneer	-	-	-	40.267	37,634.00	934.61
Benin	Plywood	-	-	-	96.447	37,005.84	383.69
Gambia	Plywood	-	-	-	109.933	36,269.24	329.92
Grand Total		2,054.262	851,932.76	414.71	1,352.226	533,236.89	394.34

PS: CTRY-Country, AD-Air Dried, KD-Kiln Dried

Comparative Export Statistics for Timber and Wood Products: January 2024/ 2025

	% GROWTH - Volume(m³)			% GROWTH - Value (€)		
Product	January 2024 Volume (m³)	January 2025 Volume (m³)	% Growth in Volume	January 2024 Value (€)	January 2025 Value (€)	%Growth in Value
Lumber (Air Dried)	11,293.059	12,439.995	10.16	4,727,000.94	5,099,514.92	7.88
Lumber (Kiln Dried)	3,354.949	2,708.022	-19.28	2,192,586.98	1,808,456.47	-17.52
Billet	1,986.344	2,107.675	6.11	578,066.72	679,218.34	17.50
Plywood (Overland)	1,857.378	1,202.026	-35.28	769,587.61	459,333.65	-40.31
Sliced Veneer	264.472	664.056	151.09	368,394.92	851,886.12	131.24
Rotary Veneer	654.195	676.142	3.35	332,904.25	338,984.71	1.83
Processed L/ Mouldings	266.712	378.733	42.00	299,538.27	352,270.42	17.60
Plywood	921.153	167.386	-81.83	329,331.57	58,435.05	-82.26
Briquettes	270.000	67.500	-75.00	47,657.21	12,103.39	-74.60
Sliced Veneer (Overland)	-	40.267	0.00	-	37,634.00	0.00
Kindling	-	114.546	0.00	-	20,766.79	0.00
Boules (Air Dried)	-	27.275	0.00	-	17,728.75	0.00
Grand Total	20,868.262	20,593.623	-1.32	9,645,068.47	9,736,332.61	0.95

Average Unit Price Comparison between January 2024 and January 2025

Species	2024		2025		Average Price (€/m³)		% Share
	Volume (m³)	Value (€)	Volume (m³)	Value (€)	2024	2025	
Acacia Mangium	3.214	30,515.45	39.294	15,076.44	9,494.54	383.68	-0.96
Danta	73.984	78,690.11	23.399	12,050.49	1,063.61	515.00	-0.52
Wawabima/Sterculia	13.101	14,607.60	150.030	83,762.35	1,115.00	558.30	-0.50
White Ofram	13.924	30,985.01	1.026	1,367.97	2,225.30	1,333.30	-0.40
Makore	36.904	58,689.03	4.835	5,270.64	1,590.32	1,090.10	-0.31
Asanfina / Anigre	61.435	84,333.43	306.647	341,871.17	1,372.73	1,114.87	-0.19
Niangon	136.084	132,209.11	256.424	211,238.93	971.53	823.79	-0.15
Ananta	57.470	32,475.21	113.020	55,521.88	565.08	491.26	-0.13
Mahogany	434.239	432,885.52	37.708	33,962.43	996.88	900.67	-0.10
Chenchen	35.723	28,047.81	84.737	63,735.03	785.15	752.15	-0.04

Timber and Wood Products Classification

	JANUARY 2024			JANUARY 2025		
PRODUCT	Volume(m³)	Value (€)	% Share in Value	Volume(m³)	Value (€)	% Share in Value
PRIMARY						
Lumber (Air Dried)	11,293.059	4,727,000.94		12,439.995	5,099,514.92	
Billet	1,986.344	578,066.72		2,107.675	679,218.34	
Kindling	-	-		114.546	20,766.79	
Boules (Air Dried)	-	-		27.275	17,728.75	
SUB TOTAL	13,279.403	5,305,067.66	55.00	14,689.491	5,817,228.81	59.75
SECONDARY						
Lumber (Kiln Dried)	3,354.949	2,192,586.98		2,708.022	1,808,456.47	
Sliced Veneer	264.472	368,394.92		664.056	851,886.12	
Plywood (Overland)	1,857.378	769,587.61		1,202.026	459,333.65	
Rotary Veneer	654.195	332,904.25		676.142	338,984.71	
Plywood	921.153	329,331.57		167.386	58,435.05	
Sliced Veneer (Overland)	-	-		40.267	37,634.00	
Briquettes	270.000	47,657.21		67.500	12,103.39	
SUB TOTAL	7,322.147	4,040,462.54	41.89	5,525.399	3,566,833.39	36.63
TERTIARY						
Processed L/ Mouldings	266.712	299,538.27		378.733	352,270.42	
SUB TOTAL	266.712	299,538.27	3.11	378.733	352,270.42	3.62
GRAND TOTAL	20,868.262	9,645,068.47	100.00	20,593.623	9,736,332.61	100.00

EXPORT PERFORMANCE FOR TIMBER AND WOOD PRODUCTS

EXPORTERS PERFORMANCE

LUMBER (AIR DRIED)

EXPORTER	JANUARY 2025	
	VOLUME (m ³)	VALUE (€)
3RDI Shipping Agency Limited	1,905.760	746,286.62
Peacrok Company Limited	1,363.126	533,793.71
Multimodal Freight Services Limited	1,199.775	469,826.23
Samartex Timber and Plywood Company Limited	666.053	264,765.80
Nasorp Merchantile Company Limited	664.000	260,019.27
Adehyee World Limited	634.500	248,467.21
Shree Jee Limited	565.000	224,180.96
Golden Logs Exporters Limited	376.110	147,282.90
Askraf International Company Limited	352.500	138,037.34
Bombox Shipping and Logistics Company Limited	282.000	110,429.87
Omar Empire Limited Company	258.713	101,310.79
Aduamoo Limited Company	251.584	135,463.77
Benediction Company Limited	246.188	150,676.27
Frajene Global Limited Company	237.219	92,893.84
K Lovert Company Limited	235.000	92,024.89
Egyir Company Limited	235.000	92,024.89
AAR International Exporters Limited	212.500	83,214.00
Logs and Lumber Limited	188.367	90,806.56
Geavag Company Limited	188.176	73,688.83
Silver Oak Company Limited	188.105	73,661.03
Viet Star Africa Limited	164.665	81,863.61
Beghap Company Limited	141.198	55,292.47
Duakron Ghana Limited	141.000	55,214.93
MKR Commodities Limited	141.000	55,214.93
Juben Empire Ghana Limited	141.000	55,214.93
Rock Age Impex Limited	117.500	46,012.45
Renas Prestige Company Limited	117.500	46,012.45

Star Lumber and Sawmill Ghana Limited	98.000	46,771.16
Star Exim Ghana Limited	95.000	37,201.55
PRESGAD Limited Company	94.118	36,856.16
Troza Export Limited Company	94.000	36,809.96
PM Overseas Ghana Limited	94.000	36,809.96
Krish Sun Company Limited	70.500	27,607.47
Speed Bee Timber Company Limited	70.500	27,607.47
John Bitar and Company Limited	63.785	38,792.04
Tanko Nuhu Timbers	55.729	42,465.63
BD Farms and Wood Processing Limited	54.099	29,129.26
SAM-K Zola Limited	51.883	29,304.84
Ack International Export Limited	48.166	18,861.58
Indiana Woods Limited	47.000	18,404.98
Akatel Royal Ventures Ltd	47.000	18,404.98
Sea Coast Traders Ltd	47.000	18,404.98
Rukedy Limited Company	28.403	24,142.55
Bright Planners Limited	27.369	20,526.75
VK Global Company Limited	24.598	9,632.46
Grandiz Exim Ghana Limited	24.500	9,594.08
Kumbadaado Limite Company	23.500	9,202.49
Konafy Timbers Limited	22.751	18,200.80
Whyte Beeds Trading Company Limited	22.680	9,072.00
A Lite Lumber Enterprise	21.875	12,031.25
Grand Total	12,439.995	5,099,514.92

BOULES (AIR DRIED)

EXPORTER	JANUARY 2025	
	VOLUME (m ³)	VALUE (€)
Akfabel Company Limited	27.275	17,728.75
Grand Total	27.275	17,728.75

LUMBER (KILN DRIED)

EXPORTER	JANUARY 2025	
	VOLUME (m³)	VALUE (€)
John Bitar and Company Limited	620.925	416,369.29
Logs and Lumber Limited	444.290	239,877.12
Samartex Timber and Plywood Company Limited	415.221	220,713.61
Ayipah Wood Company Limited	289.904	280,116.41
Ayum Forest Products Limited	129.941	63,579.42
Boison Construction Works Limited	127.525	65,276.74
Logs Court Limited	83.286	44,580.79
Tanko Nuhu Timbers	64.479	57,443.00
Remuntada Company Limited	50.715	55,004.70
Ibrahim and Sons Company Limited	49.034	26,882.08
Specialized Timber Products Limited	46.171	31,165.43
Sunstex Company Ghana Limited	45.718	26,973.62
Tony Toffey Construction and Wood Processing Limited	45.537	20,506.89
Woodlow Company Limited	44.948	24,201.96
Modern Wood Technology and Company Limited	44.858	46,550.38
Adras Company Limited	37.708	33,962.43
A.K. Holy Wood Ent. Co Limited	35.509	42,610.80
G A B Bensa Enterprise	35.176	38,693.60
Western Hardwood Limited	34.713	10,240.34
Tyche Prestige Limited	31.987	34,545.96
WEBCO	30.377	29,161.92
Grand Total	2,708.022	1,808,456.47

BILLET

EXPORTER	JANUARY 2025	
	VOLUME (m³)	VALUE (€)
Krish Sun Company Limited	1,237.500	381,056.47
3RDI Shipping Agency Limited	287.175	98,399.33
Rock Age Impex Limited	200.500	68,700.50
Troza Export Limited Company	115.500	39,575.60
Shree Jee Limited	66.000	22,614.63

Star Exim Ghana Limited	49.500	16,960.97
AAR International Exporters Limited	46.000	15,761.71
HSSK Impex Ghana Limited	33.000	11,307.31
Multimodal Freight Services Limited	23.000	7,880.86
Geavag Company Limited	16.500	5,653.66
Speed Bee Timber Company Limited	16.500	5,653.66
K V Global Company Limited	16.500	5,653.66
Grand Total	2,107.675	679,218.34

PLYWOOD

EXPORTER	JANUARY 2025	
	VOLUME (m3)	VALUE (€)
West Coast Wooden Products GH LTD	167.386	58,435.05
Grand Total	167.386	58,435.05

PROCESSED L/ MOULDINGS

EXPORTER	JANUARY 2025	
	VOLUME (m3)	VALUE (€)
Logs and Lumber Limited	157.840	118,980.05
Samartex Timber and Plywood Company Limited	115.442	145,297.33
John Bitar and Company Limited	105.451	87,993.03
Grand Total	378.733	352,270.42

SLICED VENEER

EXPORTER	JANUARY 2025	
	VOLUME (m3)	VALUE (€)
John Bitar and Company Limited	176.031	192,868.50
Mondial Veneer Ghana Limited	143.795	156,020.21
Ayum Forest Products Limited	133.842	203,178.36
Samartex Timber and Plywood Company Limited	113.544	133,821.48
Logs and Lumber Limited	96.844	165,997.57
Grand Total	664.056	851,886.12

PLYWOOD (OVERLAND)

EXPORTER	JANUARY 2025	
	VOLUME (m3)	VALUE (€)
Miro Timber Products Limited	383.115	146,995.29
Logs and Lumber Limited	300.954	119,959.53
Wood Pillar Limited	264.935	99,060.00
John Bitar and Company Limited	133.950	47,635.41
Jussak Company Limited	119.072	45,683.42
Grand Total	1,202.026	459,333.65

ROTARY VENEER

EXPORTER	JANUARY 2025	
	VOLUME (m3)	VALUE (€)
Samartex Timber and Plywood Company Limited	369.668	214,204.38
John Bitar and Company Limited	264.273	105,095.26
Logs and Lumber Limited	42.201	19,685.07
Grand Total	676.142	338,984.71

BRIQUETTES

EXPORTER	JANUARY 2025	
	VOLUME (m3)	VALUE (€)
Sustainable Biomass Solution Ghana Limited	67.500	12,103.39
Grand Total	67.500	12,103.39

SLICED VENEER (OVERLAND)

EXPORTER	JANUARY 2025	
	VOLUME (m3)	VALUE (€)
Logs and Lumber Limited	40.267	37,634.00
Grand Total	40.267	37,634.00

KINDLING

EXPORTER	JANUARY 2025	
	VOLUME (m3)	VALUE (€)
Be-Lex Company Limited	90.640	15,663.85
Sustainable Biomass Solution Ghana Limited	23.906	5,102.94

EXPORTER	JANUARY 2025	
	VOLUME (m3)	VALUE (€)
Grand Total	114.546	20,766.79

MOVING SPECIES

LUMBER (AIR DRIED)

SPECIES	JANUARY 2025	
	VOLUME (m3)	VALUE (€)
Teak	10,610.909	4,171,843.53
Denya	974.219	452,980.55
Kako / Ekki	200.557	109,610.19
Niangon	159.035	126,401.28
Dahoma	138.200	47,353.66
Ananta	93.437	38,876.33
Essa / Celtis	70.147	30,864.68
Odum	46.267	43,030.10
Kusia / Bilinga	39.825	17,154.81
Tetekon	39.453	14,290.89
Albizia / Okoro	24.502	16,906.38
Danta	23.399	12,050.49
Papao / Apa	20.045	18,152.03
Grand Total	12,439.995	5,099,514.92

BOULES (AIR DRIED)

SPECIES	JANUARY 2025	
	VOLUME (m3)	VALUE (€)
Niangon	27.275	17,728.75
Grand Total	27.275	17,728.75

LUMBER (KILN DRIED)

SPECIES	JANUARY 2025	
	VOLUME (m3)	VALUE (€)
Wawa	1,344.667	632,764.57
Cedrela	471.629	453,069.17

Dahoma	209.738	123,127.14
Dubini / Khaya Ivorensis	168.974	168,158.48
Odum	136.662	158,597.64
Koto / Kyere	71.136	49,612.72
Niangon	65.695	59,596.91
Antiaris Toxicaria	46.171	31,165.43
Emire	39.269	29,767.97
Mahogany	37.708	33,962.43
Black Ofram	34.715	21,656.04
Mixed Redwood	33.568	23,825.44
Ceiba	18.005	5,311.48
Otie / Ilomba	16.708	4,928.86
Essa / Celtis	9.779	5,867.40
Denya	3.598	7,044.80
Grand Total	2,708.022	1,808,456.47

BILLET

SPECIES	JANUARY 2025	
	VOLUME (m3)	VALUE (€)
Teak	1,909.675	648,204.00
Gmelina	198.000	31,014.35
Grand Total	2,107.675	679,218.34

PLYWOOD

SPECIES	JANUARY 2025	
	VOLUME (m3)	VALUE (€)
Ceiba	167.386	58,435.05
Grand Total	167.386	58,435.05

PROCESSED L/ MOULDINGS

SPECIES	JANUARY 2025	
	VOLUME (m3)	VALUE (€)
Wawa	150.876	82,010.91
Dubini / Khaya Ivorensis	47.103	70,301.68
Hotrohotro / Fotie	41.354	47,557.10

Kusia / Bilinga	39.230	47,560.50
Dahoma	22.179	27,079.05
Edinam	19.866	23,888.22
Ananta	19.583	16,645.55
Koto / Kyere	14.523	17,061.41
Albizia / Okoro	12.632	10,105.60
Potrodum / Tali Decking	7.510	6,008.00
Ceiba	2.813	1,969.10
Teak	1.064	2,083.29
Grand Total	378.733	352,270.42

SLICED VENEER

SPECIES	JANUARY 2025	
	VOLUME (m3)	VALUE (€)
Asanfina / Anigre	296.709	332,931.54
Koto / Kyere	185.078	312,595.94
Chenchen	83.588	62,690.61
Sapele	45.550	68,544.57
Essa / Celtis	16.295	20,737.84
Ceiba	14.258	19,581.31
Edinam	5.241	6,530.19
Wawa	5.072	6,350.10
Niangon	4.419	7,511.99
Yaya	2.693	6,328.36
Makore	1.526	1,901.64
Utile	1.413	3,340.65
Candollei	1.188	1,473.41
White Ofram	1.026	1,367.97
Grand Total	664.056	851,886.12

PLYWOOD (OVERLAND)

SPECIES	JANUARY 2025	
	VOLUME (m3)	VALUE (€)
Ceiba	684.961	264,702.95

Eucalyptus	127.705	48,998.43
Gmelina	127.705	48,998.43
Mixed Redwood	107.160	38,098.53
Citrodora / Corymbia	88.411	33,921.99
Acacia Mangium	39.294	15,076.44
Black Ofram	26.790	9,536.88
Grand Total	1,202.026	459,333.65

ROTARY VENEER

SPECIES	JANUARY 2025	
	VOLUME (m3)	VALUE (€)
Ceiba	252.381	97,998.14
Essa / Celtis	176.176	108,702.46
Wawabima/Sterculia	150.030	83,762.35
Otie / Ilomba	97.555	48,521.76
Grand Total	676.142	338,984.71

BRIQUETTES

SPECIES	JANUARY 2025	
	VOLUME (m3)	VALUE (€)
Wawa	67.500	12,103.39
Grand Total	67.500	12,103.39

SLICED VENEER (OVERLAND)

SPECIES	JANUARY 2025	
	VOLUME (m³)	VALUE (€)
Asanfina / Anigre	9.938	8,939.63
Dubini / Khaya Ivorensis	9.518	8,492.71
Sapele	6.554	5,757.63
Makore	3.309	3,369.01
Odum	2.639	3,262.46
Albizia / Okoro	2.564	1,771.64
Hyedua	2.499	3,090.10
Essa	2.097	1,906.40
Chenchen	1.149	1,044.42

Grand Total	40.267	37,634.00
--------------------	---------------	------------------

KINDLING

SPECIES	JANUARY 2025	
	VOLUME (m3)	VALUE (€)
Mixed Whitewood	90.640	15,663.85
Wawa	23.906	5,102.94
Grand Total	114.546	20,766.79

DIRECTION OF TRADE

LUMBER (AIR DRIED)

DESTINATION	JANUARY 2025	
	VOLUME (m3)	VALUE (€)
India	10,574.564	4,152,273.80
Vietnam	1,048.950	521,252.27
United Arab Emirates	178.025	64,508.47
Greece	159.035	126,401.28
Philippines	93.437	38,876.33
Belgium	92.269	56,046.39
Germany	70.147	30,864.68
Bangladesh	54.099	29,129.26
Sri Lanka	39.453	14,290.89
Saudi Arabia	37.560	15,811.44
Portugal	24.502	16,906.38
France	23.399	12,050.49
Israel	22.680	9,072.00
United Kingdom	21.875	12,031.25
Grand Total	12,439.995	5,099,514.92

BOULES (AIR DRIED)

DESTINATION	JANUARY 2025	
	VOLUME (m3)	VALUE (€)

Italy	27.275	17,728.75
Grand Total	27.275	17,728.75

LUMBER (KILN DRIED)

DESTINATION	JANUARY 2025	
	VOLUME (m3)	VALUE (€)
United States of America	656.434	672,071.79
Saudi Arabia	427.669	300,972.44
Estonia	357.930	181,385.11
Germany	267.984	118,586.51
China	219.933	94,573.99
Turkey	138.347	64,127.59
United Arab Emirates	112.848	70,280.26
Ireland	85.869	39,499.74
Greece	65.695	59,596.91
United Kingdom	58.387	39,326.97
Belgium	53.650	29,996.45
Singapore	48.783	23,878.99
India	46.487	20,479.60
Finland	45.718	26,973.62
Sri Lanka	44.948	21,575.04
Dominican Republic	44.948	24,201.96
Egypt	32.392	20,929.51
Grand Total	2,708.022	1,808,456.47

BILLET

DESTINATION	JANUARY 2025	
	VOLUME (m³)	VALUE (€)
India	2,107.675	679,218.34
Grand Total	2,107.675	679,218.34

PLYWOOD

DESTINATION	JANUARY 2025	
	VOLUME (m³)	VALUE (€)
Gambia	109.933	36,269.24

DESTINATION	JANUARY 2025	
	VOLUME (m³)	VALUE (€)
South Africa	57.453	22,165.81
Grand Total	167.386	58,435.05

PROCESSED L/ MOULDINGS

DESTINATION	JANUARY 2025	
	VOLUME (m³)	VALUE (€)
Germany	124.047	114,786.00
Belgium	61.171	51,345.60
France	52.752	57,822.07
Croatia	52.152	25,554.48
United States of America	37.739	58,180.49
United Kingdom	28.693	17,502.73
Netherlands	22.179	27,079.05
Grand Total	378.733	352,270.42

SLICED VENEER

DESTINATION	JANUARY 2025	
	VOLUME (m³)	VALUE (€)
Italy	376.156	459,053.48
China	84.411	58,484.96
Denmark	46.736	48,060.40
Morocco	39.331	22,943.42
India	31.816	56,515.68
Belgium	23.324	87,547.99
Japan	16.533	40,221.20
Vietnam	16.295	20,737.84
United States of America	15.799	21,611.91
Spain	13.655	36,709.24
Grand Total	664.056	851,886.12

PLYWOOD (OVERLAND)

DESTINATION	JANUARY 2025
-------------	--------------

	VOLUME (m³)	VALUE (€)
Mali	378.948	142,770.66
Burkina Faso	253.022	93,355.41
Niger	246.479	98,282.15
Togo	227.130	87,919.59
Benin	96.447	37,005.84
Grand Total	1,202.026	459,333.65

ROTARY VENEER

	JANUARY 2025	
DESTINATION	VOLUME (m³)	VALUE (€)
United States of America	223.815	122,687.49
Egypt	150.030	83,762.35
Morocco	80.417	27,341.78
Denmark	45.541	23,225.91
Belgium	42.201	19,685.07
Greece	40.877	13,694.03
Spain	40.286	13,697.24
Canada	29.756	25,343.77
Italy	23.219	9,547.07
Grand Total	676.142	338,984.71

BRIQUETTES

	JANUARY 2025	
DESTINATION	VOLUME (m³)	VALUE (€)
United Kingdom	67.500	12,103.39
Grand Total	67.500	12,103.39

SLICED VENEER (OVERLAND)

	JANUARY 2025	
DESTINATION	VOLUME (m³)	VALUE (€)
Cote D'Ivoire	40.267	37,634.00
Grand Total	40.267	37,634.00

KINDLING

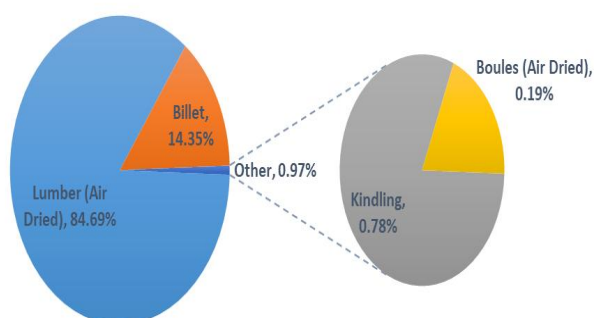
DESTINATION	JANUARY 2025	
	VOLUME (m ³)	VALUE (€)
Saudi Arabia	90.640	15,663.85
United Kingdom	23.906	5,102.94
Grand Total	114.546	20,766.79

APPENDIX

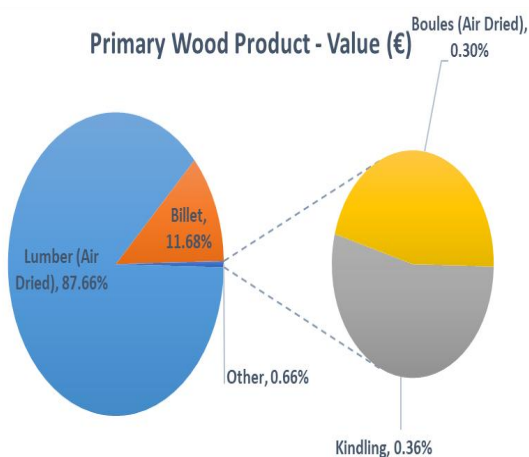
PRODUCT CLASSIFICATION

Primary Product

Primary Wood Product - Volume (m³)

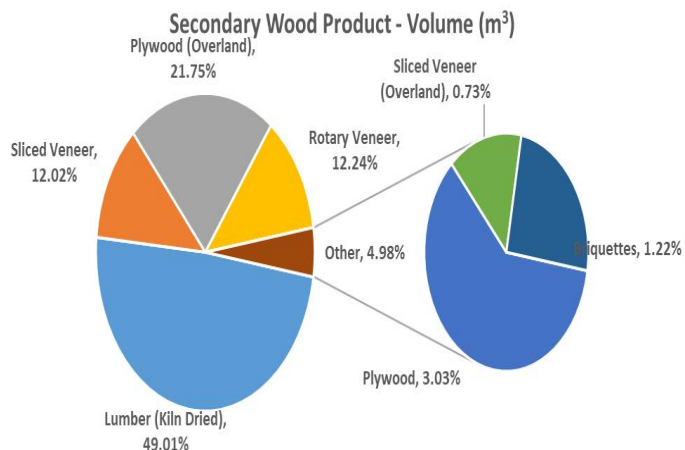


Primary Wood Product - Value (€)

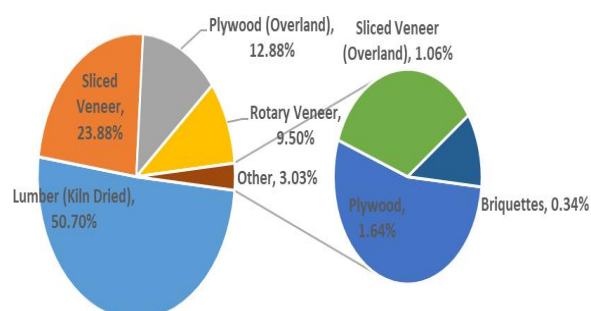


Secondary Product

Secondary Wood Product - Volume (m³)

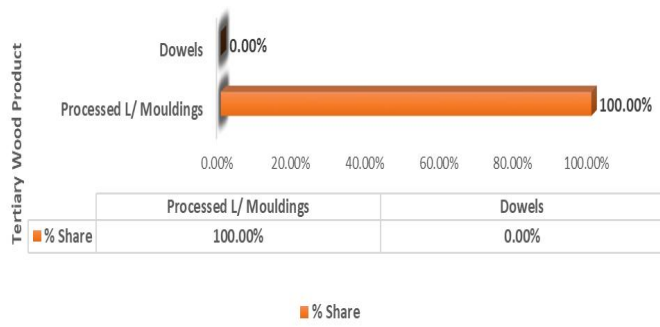


Secondary Wood Product - Value (€)

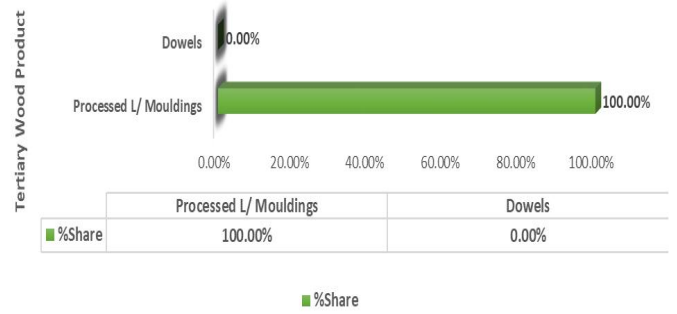


Tertiary Product

Cumulative Volumes (m³) for Tertiary Wood Product - January 2025



Cumulative Value (€) for Tertiary Wood Product - January 2025



GHANA FORESTRY COMMISSION

V
I
S
I
O
N

“TO LEAVE FUTURE
GENERATIONS AND ITS
COMMUNITIES WITH RICHER,
BETTER, MORE VALUABLE
FORESTRY AND WILDLIFE
ENDOWMENTS THAN WE
INHERITED.”

M
I
S
S
I
O
N

“TO SUSTAINABLY
DEVELOP AND MANAGE
GHANA’S FORESTRY
AND WILDLIFE
RESOURCES.”